

Date Created: February 20, 2019

European Hotel Review

European Hotel Industry Performance for the Month of January 2019

Volume 19, Issue EU1



Table of Contents	1
Global Performance (Euros)	2
Global Performance (British Pounds)	3
Global Performance (US Dollars)	4
Country Performance (Local Currency)	5
Country Performance (Euros)	6
Country Performance (British Pounds)	7
Country Performance (US Dollars)	8
Market Performance (Local Currency)	9
Market Performance (Euros)	10
Market Performance (British Pounds)	11
Market Performance (US Dollars)	12
Market Performance Graphs	13
World Regions	14
Help	15

735 East Main Street, Hendersonville, TN 37075 USA
T : +1 615 824 8664
support@str.com www.str.com

Blue Fin Building, 110 Southwark Street, London SE1 0TA
T : +44 (0)20 7922 1930
industryinfo@str.com www.str.com

The STR Hotel Review Report is a publication of STR, Inc. and STR Global, Ltd., and is intended solely for use by paid subscribers. Reproduction or distribution of the STR Hotel Review Report, in whole or part, without written permission is prohibited and subject to legal action. If you have received this report and are NOT a subscriber to the STR Hotel Review Report, please contact us immediately. Source: 2019 STR, Inc. / STR Global, Ltd. trading as "STR".

Global Performance (Data in Euros)

For the Month of: January 2019

	January 2019 vs January 2018									Year to Date - January 2019 vs January 2018									Participation			
	Occ %		ADR		RevPAR		Percent Change from January 2018			Occ %		ADR		RevPAR		Percent Change from YTD 2018			Properties		Rooms	
	2019	2018	2019	2018	2019	2018	Occ.	ADR	RevPAR	2019	2018	2019	2018	2019	2018	Occ.	ADR	RevPAR	Census	Sample	Census	Sample
Asia Pacific	65.9	66.7	89.61	86.71	59.02	57.85	-1.3	3.4	2.0	65.9	66.7	89.61	86.71	59.02	57.85	-1.3	3.4	2.0	40,282	11,268	5,023,142	1,992,649
Central & South Asia	70.0	66.0	110.99	109.70	77.64	72.46	5.9	1.2	7.1	70.0	66.0	110.99	109.70	77.64	72.46	5.9	1.2	7.1	5,100	1,173	328,122	146,375
Northeastern Asia	63.9	65.5	75.66	72.98	48.38	47.77	-2.3	3.7	1.3	63.9	65.5	75.66	72.98	48.38	47.77	-2.3	3.7	1.3	20,007	6,895	3,302,663	1,308,341
Southeastern Asia	67.6	67.6	107.50	99.04	72.70	66.97	0.0	8.5	8.6	67.6	67.6	107.50	99.04	72.70	66.97	0.0	8.5	8.6	8,452	1,504	1,023,254	346,993
Australia & Oceania	72.6	73.7	127.79	129.28	92.76	95.28	-1.5	-1.2	-2.6	72.6	73.7	127.79	129.28	92.76	95.28	-1.5	-1.2	-2.6	6,723	1,696	369,103	190,940
Americas	54.8	54.6	109.14	100.51	59.81	54.87	0.4	8.6	9.0	54.8	54.6	109.14	100.51	59.81	54.87	0.4	8.6	9.0	74,242	38,295	6,886,716	4,591,023
North America	54.6	54.4	108.37	99.60	59.18	54.14	0.5	8.8	9.3	54.6	54.4	108.37	99.60	59.18	54.14	0.5	8.8	9.3	65,356	36,612	6,064,422	4,315,596
Caribbean	68.4	68.4	215.94	188.57	147.65	129.08	-0.1	14.5	14.4	68.4	68.4	215.94	188.57	147.65	129.08	-0.1	14.5	14.4	1,969	273	252,327	67,693
Central America	57.0	61.1	123.91	108.51	70.60	66.27	-6.7	14.2	6.5	57.0	61.1	123.91	108.51	70.60	66.27	-6.7	14.2	6.5	1,055	151	64,880	25,768
South America	55.5	55.5	81.44	84.13	45.20	46.70	0.0	-3.2	-3.2	55.5	55.5	81.44	84.13	45.20	46.70	0.0	-3.2	-3.2	5,862	1,259	505,087	181,966
Europe	58.1	58.1	99.56	97.66	57.81	56.74	-0.1	2.0	1.9	58.1	58.1	99.56	97.66	57.81	56.74	-0.1	2.0	1.9	69,913	11,507	4,831,218	1,513,393
Eastern Europe	49.5	49.2	68.63	69.51	33.98	34.19	0.7	-1.3	-0.6	49.5	49.2	68.63	69.51	33.98	34.19	0.7	-1.3	-0.6	6,512	911	546,475	160,690
Northern Europe	62.3	62.3	95.00	93.44	59.14	58.22	-0.1	1.7	1.6	62.3	62.3	95.00	93.44	59.14	58.22	-0.1	1.7	1.6	19,295	4,300	1,036,203	506,304
Southern Europe	55.6	56.5	96.55	94.16	53.72	53.18	-1.5	2.5	1.0	55.6	56.5	96.55	94.16	53.72	53.18	-1.5	2.5	1.0	17,834	2,097	1,655,340	316,557
Western Europe	58.1	57.8	113.95	110.63	66.21	63.98	0.5	3.0	3.5	58.1	57.8	113.95	110.63	66.21	63.98	0.5	3.0	3.5	26,272	4,199	1,593,200	529,842
Middle East/Africa	62.5	62.4	124.92	124.40	78.04	77.57	0.2	0.4	0.6	62.5	62.4	124.92	124.40	78.04	77.57	0.2	0.4	0.6	6,744	1,856	910,421	398,645
Middle East	68.2	68.8	134.75	136.55	91.91	93.96	-0.9	-1.3	-2.2	68.2	68.8	134.75	136.55	91.91	93.96	-0.9	-1.3	-2.2	2,263	977	378,564	244,761
Northern Africa	55.5	53.3	82.15	71.28	45.58	37.96	4.2	15.3	20.1	55.5	53.3	82.15	71.28	45.58	37.96	4.2	15.3	20.1	1,489	226	307,013	62,063
Southern Africa	51.9	53.2	121.39	124.84	63.02	66.37	-2.4	-2.8	-5.1	51.9	53.2	121.39	124.84	63.02	66.37	-2.4	-2.8	-5.1	2,992	653	224,844	91,821
Markets																						
Beijing	69.9	72.1	76.19	73.78	53.27	53.21	-3.0	3.3	0.1	69.9	72.1	76.19	73.78	53.27	53.21	-3.0	3.3	0.1	1,536	519	239,795	87,376
Berlin	63.9	57.2	85.68	83.49	54.73	47.74	11.7	2.6	14.6	63.9	57.2	85.68	83.49	54.73	47.74	11.7	2.6	14.6	691	219	72,916	44,997
Buenos Aires	62.0	59.4	111.78	97.23	69.30	57.74	4.4	15.0	20.0	62.0	59.4	111.78	97.23	69.30	57.74	4.4	15.0	20.0	239	56	20,690	7,840
Dubai	82.0	86.3	170.56	176.71	139.84	152.51	-5.0	-3.5	-8.3	82.0	86.3	170.56	176.71	139.84	152.51	-5.0	-3.5	-8.3	575	277	110,963	78,640
Hong Kong	90.1	90.7	164.01	146.58	147.83	132.93	-0.6	11.9	11.2	90.1	90.7	164.01	146.58	147.83	132.93	-0.6	11.9	11.2	231	136	72,084	50,956
London	71.7	69.9	150.25	145.26	107.78	101.57	2.6	3.4	6.1	71.7	69.9	150.25	145.26	107.78	101.57	2.6	3.4	6.1	1,605	672	140,402	102,837
Los Angeles	71.6	72.8	150.72	139.66	107.90	101.71	-1.7	7.9	6.1	71.6	72.8	150.72	139.66	107.90	101.71	-1.7	7.9	6.1	1,039	543	104,498	82,806
Madrid	63.4	63.7	104.59	99.11	66.32	63.14	-0.5	5.5	5.0	63.4	63.7	104.59	99.11	66.32	63.14	-0.5	5.5	5.0	457	170	50,383	25,205
New York	71.4	74.8	159.00	149.83	113.48	112.11	-4.6	6.1	1.2	71.4	74.8	159.00	149.83	113.48	112.11	-4.6	6.1	1.2	670	470	122,239	103,961
Paris	65.0	69.1	204.07	190.50	132.72	131.70	-5.9	7.1	0.8	65.0	69.1	204.07	190.50	132.72	131.70	-5.9	7.1	0.8	1,157	325	72,709	27,750
Rome	47.8	49.0	116.72	116.83	55.75	57.20	-2.4	-0.1	-2.5	47.8	49.0	116.72	116.83	55.75	57.20	-2.4	-0.1	-2.5	515	107	41,198	16,361
Sydney	80.4	80.9	133.50	143.91	107.34	116.36	-0.6	-7.2	-7.8	80.4	80.9	133.50	143.91	107.34	116.36	-0.6	-7.2	-7.8	395	257	43,014	37,202
Tokyo	77.5	78.2	143.36	127.99	111.17	100.14	-0.9	12.0	11.0	77.5	78.2	143.36	127.99	111.17	100.14	-0.9	12.0	11.0	603	207	124,109	57,241
Toronto	62.1	64.7	114.12	108.69	70.83	70.34	-4.1	5.0	0.7	62.1	64.7	114.12	108.69	70.83	70.34	-4.1	5.0	0.7	212	146	36,620	32,925

The STR Hotel Review Report is a publication of STR, Inc. and STR Global, Ltd., and is intended solely for use by paid subscribers. Reproduction or distribution of the STR Hotel Review Report, in whole or part, without written permission is prohibited and subject to legal action. If you have received this report and are NOT a subscriber to the STR Hotel Review Report, please contact us immediately. Source: 2019 STR, Inc. / STR Global, Ltd. trading as "STR".

Country Performance (Data in Local Currency)

For the Month of: January 2019

Countries	January 2019 vs January 2018									January 2019		Year to Date - January 2019 vs January 2018									Participation			
	Occ (%)		ADR		RevPAR		Percent Change from January 2018			Currency ISO Code	Exchange Rate to USD	Occ (%)		ADR		RevPAR		Percent Change from YTD 2018			Properties		Rooms	
	2019	2018	2019	2018	2019	2018	Occ	ADR	RevPAR			2019	2018	2019	2018	2019	2018	Occ	ADR	RevPAR	Occ	ADR	RevPAR	Census
Austria	58.1	54.8	106.53	102.81	61.85	56.36	5.9	3.6	9.7	EUR	0.874	58.1	54.8	106.53	102.81	61.85	56.36	5.9	3.6	9.7	1,760	199	109,243	32,096
Belgium	59.7	58.9	102.81	98.68	61.35	58.12	1.3	4.2	5.6	EUR	0.874	59.7	58.9	102.81	98.68	61.35	58.12	1.3	4.2	5.6	971	162	54,500	23,284
Bulgaria	45.9	49.6	168.39	166.24	77.25	82.43	-7.5	1.3	-6.3	BGN	1.7094	45.9	49.6	168.39	166.24	77.25	82.43	-7.5	1.3	-6.3	515	18	57,095	2,998
Croatia	21.9	29.7	638.20	632.97	139.74	187.77	-26.2	0.8	-25.6	HRK	6.48892	21.9	29.7	638.20	632.97	139.74	187.77	-26.2	0.8	-25.6	366	9	45,579	2,240
Czech Republic	52.9	51.2	1847.24	1772.05	976.61	906.58	3.3	4.2	7.7	CZK	22.5308	52.9	51.2	1847.24	1772.05	976.61	906.58	3.3	4.2	7.7	1,009	128	61,853	19,252
Estonia	55.0	55.6	80.20	76.09	44.08	42.30	-1.1	5.4	4.2	EUR	0.874	55.0	55.6	80.20	76.09	44.08	42.30	-1.1	5.4	4.2	150	13	11,835	2,928
Finland	54.6	58.6	99.21	96.49	54.15	56.52	-6.8	2.8	-4.2	EUR	0.874	54.6	58.6	99.21	96.49	54.15	56.52	-6.8	2.8	-4.2	583	106	49,325	18,509
France	55.3	56.6	116.25	108.19	64.23	61.26	-2.4	7.4	4.8	EUR	0.874	55.3	56.6	116.25	108.19	64.23	61.26	-2.4	7.4	4.8	8,688	1,670	531,558	134,694
Germany	60.2	59.0	101.69	97.67	61.24	57.67	2.0	4.1	6.2	EUR	0.874	60.2	59.0	101.69	97.67	61.24	57.67	2.0	4.1	6.2	10,153	1,370	651,310	237,194
Greece	44.0	48.8	92.81	91.73	40.88	44.74	-9.7	1.2	-8.6	EUR	0.874	44.0	48.8	92.81	91.73	40.88	44.74	-9.7	1.2	-8.6	1,702	84	146,060	12,076
Hungary	54.7	53.7	21755.49	20943.72	11901.46	11254.19	1.8	3.9	5.8	HUF	276.6777	54.7	53.7	21755.49	20943.72	11901.46	11254.19	1.8	3.9	5.8	700	74	47,240	13,521
Ireland	59.0	58.7	106.15	102.83	62.66	60.38	0.5	3.2	3.8	EUR	0.874	59.0	58.7	106.15	102.83	62.66	60.38	0.5	3.2	3.8	1,109	220	66,014	29,908
Israel	59.6	56.7	674.11	573.45	401.75	325.20	5.1	17.6	23.5	ILS	3.6714	59.6	56.7	674.11	573.45	401.75	325.20	5.1	17.6	23.5	375	78	50,682	18,126
Italy	52.9	52.9	105.58	105.85	55.83	56.04	-0.1	-0.2	-0.4	EUR	0.874	52.9	52.9	105.58	105.85	55.83	56.04	-0.1	-0.2	-0.4	6,255	643	349,225	76,443
Latvia	49.6	51.4	60.48	63.93	30.00	32.83	-3.4	-5.4	-8.6	EUR	0.874	49.6	51.4	60.48	63.93	30.00	32.83	-3.4	-5.4	-8.6	134	28	9,802	3,896
Lithuania	42.9	47.0	57.26	59.04	24.58	27.75	-8.7	-3.0	-11.4	EUR	0.874	42.9	47.0	57.26	59.04	24.58	27.75	-8.7	-3.0	-11.4	147	30	9,120	3,797
Malta	43.6	50.2	95.87	103.26	41.77	51.84	-13.2	-7.2	-19.4	EUR	0.874	43.6	50.2	95.87	103.26	41.77	51.84	-13.2	-7.2	-19.4	139	15	19,045	4,050
Netherlands	58.0	59.2	99.86	100.30	57.92	59.34	-2.0	-0.4	-2.4	EUR	0.874	58.0	59.2	99.86	100.30	57.92	59.34	-2.0	-0.4	-2.4	2,070	389	124,395	59,205
Poland	54.1	54.0	251.87	247.95	136.20	133.96	0.1	1.6	1.7	PLN	3.75028	54.1	54.0	251.87	247.95	136.20	133.96	0.1	1.6	1.7	1,009	225	80,130	33,913
Portugal	47.2	45.0	87.10	82.09	41.15	36.91	5.1	6.1	11.5	EUR	0.874	47.2	45.0	87.10	82.09	41.15	36.91	5.1	6.1	11.5	1,411	171	116,653	24,228
Romania	53.6	49.7	335.15	305.42	179.80	151.88	7.9	9.7	18.4	RON	4.15552	53.6	49.7	335.15	305.42	179.80	151.88	7.9	9.7	18.4	377	50	29,086	7,712
Russia	48.7	47.7	5073.76	5017.03	2470.53	2394.73	2.0	1.1	3.2	RUB	65.88914	48.7	47.7	5073.76	5017.03	2470.53	2394.73	2.0	1.1	3.2	1,812	264	180,747	57,812
Slovakia	47.9	53.2	75.93	68.71	36.35	36.53	-10.0	10.5	-0.5	EUR	0.874	47.9	53.2	75.93	68.71	36.35	36.53	-10.0	10.5	-0.5	330	33	18,953	3,767
Spain	60.4	61.2	99.88	98.54	60.36	60.33	-1.3	1.4	0.0	EUR	0.874	60.4	61.2	99.88	98.54	60.36	60.33	-1.3	1.4	0.0	4,725	717	555,829	114,866
Switzerland	54.5	55.8	247.71	257.34	135.11	143.54	-2.2	-3.7	-5.9	CHF	0.99612	54.5	55.8	247.71	257.34	135.11	143.54	-2.2	-3.7	-5.9	2,506	388	113,580	39,141
Turkey	58.8	61.0	378.15	277.57	222.36	169.20	-3.5	36.2	31.4	TRY	5.2788	58.8	61.0	378.15	277.57	222.36	169.20	-3.5	36.2	31.4	1,779	320	276,880	55,233
United Kingdom	63.8	63.8	82.01	80.90	52.36	51.61	0.1	1.4	1.4	GBP	0.76382	63.8	63.8	82.01	80.90	52.36	51.61	0.1	1.4	1.4	14,649	3,672	664,809	397,888

The STR Hotel Review Report is a publication of STR, Inc. and STR Global Ltd., and is intended solely for use by paid subscribers. Reproduction or distribution of the STR Hotel Review Report, in whole or part, without written permission is prohibited and subject to legal action. If you have received this report and are NOT a subscriber to the STR Hotel Review Report, please contact us immediately. Source: 2019 STR, Inc. / STR Global Ltd. trading as "STR".

Country Performance (Data in Euros)

For the Month of: January 2019

	January 2019 vs January 2018									Year to Date - January 2019 vs January 2018									Participation			
	Occ (%)		ADR		RevPAR		Percent Change from January 2018			Occ (%)		ADR		RevPAR		Percent Change from YTD 2018			Properties		Rooms	
	2019	2018	2019	2018	2019	2018	Occ	ADR	RevPAR	2019	2018	2019	2018	2019	2018	Occ	ADR	RevPAR	Census	Sample	Census	Sample
Total Europe	58.1	58.1	99.56	97.66	57.81	56.74	-0.1	2.0	1.9	58.1	58.1	99.56	97.66	57.81	56.74	-0.1	2.0	1.9	69,913	11,507	4,831,218	1,513,393
Countries																						
Austria	58.1	54.8	106.53	102.81	61.85	56.36	5.9	3.6	9.7	58.1	54.8	106.53	102.81	61.85	56.36	5.9	3.6	9.7	1,760	199	109,243	32,096
Belgium	59.7	58.9	102.81	98.68	61.35	58.12	1.3	4.2	5.6	59.7	58.9	102.81	98.68	61.35	58.12	1.3	4.2	5.6	971	162	54,500	23,284
Bulgaria	45.9	49.6	86.10	84.99	39.50	42.14	-7.5	1.3	-6.3	45.9	49.6	86.10	84.99	39.50	42.14	-7.5	1.3	-6.3	515	18	57,095	2,998
Croatia	21.9	29.7	85.96	85.32	18.82	25.31	-26.2	0.8	-25.6	21.9	29.7	85.96	85.32	18.82	25.31	-26.2	0.8	-25.6	366	9	45,579	2,240
Czech Republic	52.9	51.2	71.66	69.99	37.88	35.81	3.3	2.4	5.8	52.9	51.2	71.66	69.99	37.88	35.81	3.3	2.4	5.8	1,009	128	61,853	19,252
Estonia	55.0	55.6	80.20	76.09	44.08	42.30	-1.1	5.4	4.2	55.0	55.6	80.20	76.09	44.08	42.30	-1.1	5.4	4.2	150	13	11,835	2,928
Finland	54.6	58.6	99.21	96.49	54.15	56.52	-6.8	2.8	-4.2	54.6	58.6	99.21	96.49	54.15	56.52	-6.8	2.8	-4.2	583	106	49,325	18,509
France	55.3	56.6	116.25	108.19	64.23	61.26	-2.4	7.4	4.8	55.3	56.6	116.25	108.19	64.23	61.26	-2.4	7.4	4.8	8,688	1,670	531,558	134,694
Germany	60.2	59.0	101.69	97.67	61.24	57.67	2.0	4.1	6.2	60.2	59.0	101.69	97.67	61.24	57.67	2.0	4.1	6.2	10,153	1,370	651,310	237,194
Greece	44.0	48.8	92.81	91.73	40.88	44.74	-9.7	1.2	-8.6	44.0	48.8	92.81	91.73	40.88	44.74	-9.7	1.2	-8.6	1,702	84	146,060	12,076
Hungary	54.7	53.7	68.72	67.47	37.60	36.26	1.8	1.9	3.7	54.7	53.7	68.72	67.47	37.60	36.26	1.8	1.9	3.7	700	74	47,240	13,521
Ireland	59.0	58.7	106.15	102.83	62.66	60.38	0.5	3.2	3.8	59.0	58.7	106.15	102.83	62.66	60.38	0.5	3.2	3.8	1,109	220	66,014	29,908
Israel	59.6	56.7	160.48	135.80	95.64	77.01	5.1	18.2	24.2	59.6	56.7	160.48	135.80	95.64	77.01	5.1	18.2	24.2	375	78	50,682	18,126
Italy	52.9	52.9	105.58	105.85	55.83	56.04	-0.1	-0.2	-0.4	52.9	52.9	105.58	105.85	55.83	56.04	-0.1	-0.2	-0.4	6,255	643	349,225	76,443
Latvia	49.6	51.4	60.48	63.93	30.00	32.83	-3.4	-5.4	-8.6	49.6	51.4	60.48	63.93	30.00	32.83	-3.4	-5.4	-8.6	134	28	9,802	3,896
Lithuania	42.9	47.0	57.26	59.04	24.58	27.75	-8.7	-3.0	-11.4	42.9	47.0	57.26	59.04	24.58	27.75	-8.7	-3.0	-11.4	147	30	9,120	3,797
Malta	43.6	50.2	95.87	103.26	41.77	51.84	-13.2	-7.2	-19.4	43.6	50.2	95.87	103.26	41.77	51.84	-13.2	-7.2	-19.4	139	15	19,045	4,050
Netherlands	58.0	59.2	99.86	100.30	57.92	59.34	-2.0	-0.4	-2.4	58.0	59.2	99.86	100.30	57.92	59.34	-2.0	-0.4	-2.4	2,070	389	124,395	59,205
Poland	54.1	54.0	58.70	59.73	31.74	32.27	0.1	-1.7	-1.6	54.1	54.0	58.70	59.73	31.74	32.27	0.1	-1.7	-1.6	1,009	225	80,130	33,913
Portugal	47.2	45.0	87.10	82.09	41.15	36.91	5.1	6.1	11.5	47.2	45.0	87.10	82.09	41.15	36.91	5.1	6.1	11.5	1,411	171	116,653	24,228
Romania	53.6	49.7	70.49	65.65	37.82	32.64	7.9	7.4	15.8	53.6	49.7	70.49	65.65	37.82	32.64	7.9	7.4	15.8	377	50	29,086	7,712
Russia	48.7	47.7	67.30	71.96	32.77	34.35	2.0	-6.5	-4.6	48.7	47.7	67.30	71.96	32.77	34.35	2.0	-6.5	-4.6	1,812	264	180,747	57,812
Slovakia	47.9	53.2	75.93	68.71	36.35	36.53	-10.0	10.5	-0.5	47.9	53.2	75.93	68.71	36.35	36.53	-10.0	10.5	-0.5	330	33	18,953	3,767
Spain	60.4	61.2	99.88	98.54	60.36	60.33	-1.3	1.4	0.0	60.4	61.2	99.88	98.54	60.36	60.33	-1.3	1.4	0.0	4,725	717	555,829	114,866
Switzerland	54.5	55.8	217.34	221.96	118.54	123.81	-2.2	-2.1	-4.3	54.5	55.8	217.34	221.96	118.54	123.81	-2.2	-2.1	-4.3	2,506	388	113,580	39,141
Turkey	58.8	61.0	62.61	59.20	36.81	36.08	-3.5	5.8	2.0	58.8	61.0	62.61	59.20	36.81	36.08	-3.5	5.8	2.0	1,779	320	276,880	55,233
United Kingdom	63.8	63.8	93.84	91.99	59.91	58.68	0.1	2.0	2.1	63.8	63.8	93.84	91.99	59.91	58.68	0.1	2.0	2.1	14,649	3,672	664,809	397,888

The STR Hotel Review Report is a publication of STR, Inc. and STR Global, Ltd., and is intended solely for use by paid subscribers. Reproduction or distribution of the STR Hotel Review Report, in whole or part, without written permission is prohibited and subject to legal action. If you have received this report and are NOT a subscriber to the STR Hotel Review Report, please contact us immediately. Source: 2019 STR, Inc. / STR Global, Ltd. trading as "STR".

Country Performance (Data in British Pounds)

For the Month of: January 2019

	January 2019 vs January 2018									Year to Date - January 2019 vs January 2018									Participation			
	Occ (%)		ADR		RevPAR		Percent Change from January 2018			Occ (%)		ADR		RevPAR		Percent Change from YTD 2018			Properties		Rooms	
	2019	2018	2019	2018	2019	2018	Occ	ADR	RevPAR	2019	2018	2019	2018	2019	2018	Occ	ADR	RevPAR	Census	Sample	Census	Sample
Total Europe	58.1	58.1	87.01	85.89	50.52	49.90	-0.1	1.3	1.3	58.1	58.1	87.01	85.89	50.52	49.90	-0.1	1.3	1.3	69,913	11,507	4,831,218	1,513,393
Countries																						
Austria	58.1	54.8	93.10	90.41	54.05	49.57	5.9	3.0	9.0	58.1	54.8	93.10	90.41	54.05	49.57	5.9	3.0	9.0	1,760	199	109,243	32,096
Belgium	59.7	58.9	89.85	86.78	53.61	51.11	1.3	3.5	4.9	59.7	58.9	89.85	86.78	53.61	51.11	1.3	3.5	4.9	971	162	54,500	23,284
Bulgaria	45.9	49.6	75.24	74.74	34.52	37.06	-7.5	0.7	-6.9	45.9	49.6	75.24	74.74	34.52	37.06	-7.5	0.7	-6.9	515	18	57,095	2,998
Croatia	21.9	29.7	75.12	75.03	16.45	22.26	-26.2	0.1	-26.1	21.9	29.7	75.12	75.03	16.45	22.26	-26.2	0.1	-26.1	366	9	45,579	2,240
Czech Republic	52.9	51.2	62.62	61.55	33.11	31.49	3.3	1.7	5.1	52.9	51.2	62.62	61.55	33.11	31.49	3.3	1.7	5.1	1,009	128	61,853	19,252
Estonia	55.0	55.6	70.09	66.92	38.53	37.20	-1.1	4.7	3.6	55.0	55.6	70.09	66.92	38.53	37.20	-1.1	4.7	3.6	150	13	11,835	2,928
Finland	54.6	58.6	86.70	84.86	47.32	49.71	-6.8	2.2	-4.8	54.6	58.6	86.70	84.86	47.32	49.71	-6.8	2.2	-4.8	583	106	49,325	18,509
France	55.3	56.6	101.59	95.15	56.13	53.88	-2.4	6.8	4.2	55.3	56.6	101.59	95.15	56.13	53.88	-2.4	6.8	4.2	8,688	1,670	531,558	134,694
Germany	60.2	59.0	88.87	85.90	53.52	50.72	2.0	3.5	5.5	60.2	59.0	88.87	85.90	53.52	50.72	2.0	3.5	5.5	10,153	1,370	651,310	237,194
Greece	44.0	48.8	81.11	80.67	35.73	39.35	-9.7	0.5	-9.2	44.0	48.8	81.11	80.67	35.73	39.35	-9.7	0.5	-9.2	1,702	84	146,060	12,076
Hungary	54.7	53.7	60.06	59.34	32.86	31.89	1.8	1.2	3.0	54.7	53.7	60.06	59.34	32.86	31.89	1.8	1.2	3.0	700	74	47,240	13,521
Ireland	59.0	58.7	92.77	90.43	54.76	53.10	0.5	2.6	3.1	59.0	58.7	92.77	90.43	54.76	53.10	0.5	2.6	3.1	1,109	220	66,014	29,908
Israel	59.6	56.7	140.25	119.43	83.58	67.72	5.1	17.4	23.4	59.6	56.7	140.25	119.43	83.58	67.72	5.1	17.4	23.4	375	78	50,682	18,126
Italy	52.9	52.9	92.27	93.09	48.79	49.28	-0.1	-0.9	-1.0	52.9	52.9	92.27	93.09	48.79	49.28	-0.1	-0.9	-1.0	6,255	643	349,225	76,443
Latvia	49.6	51.4	52.86	56.22	26.22	28.87	-3.4	-6.0	-9.2	49.6	51.4	52.86	56.22	26.22	28.87	-3.4	-6.0	-9.2	134	28	9,802	3,896
Lithuania	42.9	47.0	50.04	51.93	21.48	24.40	-8.7	-3.6	-12.0	42.9	47.0	50.04	51.93	21.48	24.40	-8.7	-3.6	-12.0	147	30	9,120	3,797
Malta	43.6	50.2	83.78	90.81	36.50	45.59	-13.2	-7.7	-19.9	43.6	50.2	83.78	90.81	36.50	45.59	-13.2	-7.7	-19.9	139	15	19,045	4,050
Netherlands	58.0	59.2	87.27	88.21	50.62	52.19	-2.0	-1.1	-3.0	58.0	59.2	87.27	88.21	50.62	52.19	-2.0	-1.1	-3.0	2,070	389	124,395	59,205
Poland	54.1	54.0	51.30	52.53	27.74	28.38	0.1	-2.3	-2.3	54.1	54.0	51.30	52.53	27.74	28.38	0.1	-2.3	-2.3	1,009	225	80,130	33,913
Portugal	47.2	45.0	76.12	72.19	35.96	32.46	5.1	5.4	10.8	47.2	45.0	76.12	72.19	35.96	32.46	5.1	5.4	10.8	1,411	171	116,653	24,228
Romania	53.6	49.7	61.60	57.73	33.05	28.71	7.9	6.7	15.1	53.6	49.7	61.60	57.73	33.05	28.71	7.9	6.7	15.1	377	50	29,086	7,712
Russia	48.7	47.7	58.82	63.29	28.64	30.21	2.0	-7.1	-5.2	48.7	47.7	58.82	63.29	28.64	30.21	2.0	-7.1	-5.2	1,812	264	180,747	57,812
Slovakia	47.9	53.2	66.36	60.43	31.76	32.13	-10.0	9.8	-1.1	47.9	53.2	66.36	60.43	31.76	32.13	-10.0	9.8	-1.1	330	33	18,953	3,767
Spain	60.4	61.2	87.29	86.66	52.75	53.06	-1.3	0.7	-0.6	60.4	61.2	87.29	86.66	52.75	53.06	-1.3	0.7	-0.6	4,725	717	555,829	114,866
Switzerland	54.5	55.8	189.94	195.20	103.60	108.88	-2.2	-2.7	-4.9	54.5	55.8	189.94	195.20	103.60	108.88	-2.2	-2.7	-4.9	2,506	388	113,580	39,141
Turkey	58.8	61.0	54.72	52.06	32.17	31.73	-3.5	5.1	1.4	58.8	61.0	54.72	52.06	32.17	31.73	-3.5	5.1	1.4	1,779	320	276,880	55,233
United Kingdom	63.8	63.8	82.01	80.90	52.36	51.61	0.1	1.4	1.4	63.8	63.8	82.01	80.90	52.36	51.61	0.1	1.4	1.4	14,649	3,672	664,809	397,888

The STR Hotel Review Report is a publication of STR, Inc. and STR Global, Ltd., and is intended solely for use by paid subscribers. Reproduction or distribution of the STR Hotel Review Report, in whole or part, without written permission is prohibited and subject to legal action. If you have received this report and are NOT a subscriber to the STR Hotel Review Report, please contact us immediately. Source: 2019 STR, Inc. / STR Global, Ltd. trading as "STR".

Country Performance (Data in US Dollars)

For the Month of: January 2019

	January 2019 vs January 2018									Year to Date - January 2019 vs January 2018									Participation			
	Occ (%)		ADR		RevPAR		Percent Change from January 2018			Occ (%)		ADR		RevPAR		Percent Change from YTD 2018			Properties		Rooms	
	2019	2018	2019	2018	2019	2018	Occ	ADR	RevPAR	2019	2018	2019	2018	2019	2018	Occ	ADR	RevPAR	Census	Sample	Census	Sample
Total Europe	58.1	58.1	113.92	121.04	66.15	70.32	-0.1	-5.9	-5.9	58.1	58.1	113.92	121.04	66.15	70.32	-0.1	-5.9	-5.9	69,913	11,507	4,831,218	1,513,393
Countries																						
Austria	58.1	54.8	121.89	127.42	70.77	69.86	5.9	-4.3	1.3	58.1	54.8	121.89	127.42	70.77	69.86	5.9	-4.3	1.3	1,760	199	109,243	32,096
Belgium	59.7	58.9	117.63	122.30	70.19	72.03	1.3	-3.8	-2.6	59.7	58.9	117.63	122.30	70.19	72.03	1.3	-3.8	-2.6	971	162	54,500	23,284
Bulgaria	45.9	49.6	98.51	105.34	45.19	52.23	-7.5	-6.5	-13.5	45.9	49.6	98.51	105.34	45.19	52.23	-7.5	-6.5	-13.5	515	18	57,095	2,998
Croatia	21.9	29.7	98.35	105.74	21.53	31.37	-26.2	-7.0	-31.4	21.9	29.7	98.35	105.74	21.53	31.37	-26.2	-7.0	-31.4	366	9	45,579	2,240
Czech Republic	52.9	51.2	81.99	86.75	43.35	44.38	3.3	-5.5	-2.3	52.9	51.2	81.99	86.75	43.35	44.38	3.3	-5.5	-2.3	1,009	128	61,853	19,252
Estonia	55.0	55.6	91.77	94.31	50.44	52.42	-1.1	-2.7	-3.8	55.0	55.6	91.77	94.31	50.44	52.42	-1.1	-2.7	-3.8	150	13	11,835	2,928
Finland	54.6	58.6	113.51	119.60	61.95	70.05	-6.8	-5.1	-11.6	54.6	58.6	113.51	119.60	61.95	70.05	-6.8	-5.1	-11.6	583	106	49,325	18,509
France	55.3	56.6	133.01	134.10	73.49	75.93	-2.4	-0.8	-3.2	55.3	56.6	133.01	134.10	73.49	75.93	-2.4	-0.8	-3.2	8,688	1,670	531,558	134,694
Germany	60.2	59.0	116.35	121.06	70.07	71.48	2.0	-3.9	-2.0	60.2	59.0	116.35	121.06	70.07	71.48	2.0	-3.9	-2.0	10,153	1,370	651,310	237,194
Greece	44.0	48.8	106.19	113.70	46.77	55.46	-9.7	-6.6	-15.7	44.0	48.8	106.19	113.70	46.77	55.46	-9.7	-6.6	-15.7	1,702	84	146,060	12,076
Hungary	54.7	53.7	78.63	83.63	43.02	44.94	1.8	-6.0	-4.3	54.7	53.7	78.63	83.63	43.02	44.94	1.8	-6.0	-4.3	700	74	47,240	13,521
Ireland	59.0	58.7	121.46	127.45	71.70	74.84	0.5	-4.7	-4.2	59.0	58.7	121.46	127.45	71.70	74.84	0.5	-4.7	-4.2	1,109	220	66,014	29,908
Israel	59.6	56.7	183.61	168.31	109.43	95.45	5.1	9.1	14.6	59.6	56.7	183.61	168.31	109.43	95.45	5.1	9.1	14.6	375	78	50,682	18,126
Italy	52.9	52.9	120.81	131.19	63.88	69.45	-0.1	-7.9	-8.0	52.9	52.9	120.81	131.19	63.88	69.45	-0.1	-7.9	-8.0	6,255	643	349,225	76,443
Latvia	49.6	51.4	69.20	79.24	34.32	40.69	-3.4	-12.7	-15.7	49.6	51.4	69.20	79.24	34.32	40.69	-3.4	-12.7	-15.7	134	28	9,802	3,896
Lithuania	42.9	47.0	65.51	73.18	28.13	34.39	-8.7	-10.5	-18.2	42.9	47.0	65.51	73.18	28.13	34.39	-8.7	-10.5	-18.2	147	30	9,120	3,797
Malta	43.6	50.2	109.69	127.98	47.79	64.25	-13.2	-14.3	-25.6	43.6	50.2	109.69	127.98	47.79	64.25	-13.2	-14.3	-25.6	139	15	19,045	4,050
Netherlands	58.0	59.2	114.26	124.31	66.27	73.55	-2.0	-8.1	-9.9	58.0	59.2	114.26	124.31	66.27	73.55	-2.0	-8.1	-9.9	2,070	389	124,395	59,205
Poland	54.1	54.0	67.16	74.03	36.32	40.00	0.1	-9.3	-9.2	54.1	54.0	67.16	74.03	36.32	40.00	0.1	-9.3	-9.2	1,009	225	80,130	33,913
Portugal	47.2	45.0	99.65	101.74	47.09	45.75	5.1	-2.1	2.9	47.2	45.0	99.65	101.74	47.09	45.75	5.1	-2.1	2.9	1,411	171	116,653	24,228
Romania	53.6	49.7	80.65	81.36	43.27	40.46	7.9	-0.9	6.9	53.6	49.7	80.65	81.36	43.27	40.46	7.9	-0.9	6.9	377	50	29,086	7,712
Russia	48.7	47.7	77.00	89.19	37.50	42.57	2.0	-13.7	-11.9	48.7	47.7	77.00	89.19	37.50	42.57	2.0	-13.7	-11.9	1,812	264	180,747	57,812
Slovakia	47.9	53.2	86.87	85.16	41.58	45.28	-10.0	2.0	-8.2	47.9	53.2	86.87	85.16	41.58	45.28	-10.0	2.0	-8.2	330	33	18,953	3,767
Spain	60.4	61.2	114.28	122.13	69.06	74.77	-1.3	-6.4	-7.6	60.4	61.2	114.28	122.13	69.06	74.77	-1.3	-6.4	-7.6	4,725	717	555,829	114,866
Switzerland	54.5	55.8	248.67	275.10	135.63	153.45	-2.2	-9.6	-11.6	54.5	55.8	248.67	275.10	135.63	153.45	-2.2	-9.6	-11.6	2,506	388	113,580	39,141
Turkey	58.8	61.0	71.64	73.37	42.12	44.72	-3.5	-2.4	-5.8	58.8	61.0	71.64	73.37	42.12	44.72	-3.5	-2.4	-5.8	1,779	320	276,880	55,233
United Kingdom	63.8	63.8	107.36	114.01	68.55	72.73	0.1	-5.8	-5.8	63.8	63.8	107.36	114.01	68.55	72.73	0.1	-5.8	-5.8	14,649	3,672	664,809	397,888

The STR Hotel Review Report is a publication of STR, Inc. and STR Global, Ltd., and is intended solely for use by paid subscribers. Reproduction or distribution of the STR Hotel Review Report, in whole or part, without written permission is prohibited and subject to legal action. If you have received this report and are NOT a subscriber to the STR Hotel Review Report, please contact us immediately. Source: 2019 STR, Inc. / STR Global, Ltd. trading as "STR".

Market Performance (Data in Local Currency)

For the Month of: January 2019

Markets	January 2019 vs January 2018										January 2019		Year to Date - January 2019 vs January 2018										Participation			
	Occ (%)		ADR		RevPAR		Percent Change from January 2018			Currency ISO Code	Exchange Rate to USD	Occ (%)		ADR		RevPAR		Percent Change from YTD 2018			Properties		Rooms			
	2019	2018	2019	2018	2019	2018	Occ	ADR	RevPAR			2019	2018	2019	2018	2019	2018	2019	2018	Occ	ADR	RevPAR	Census	Sample	Census	Sample
Amsterdam	64.1	66.5	112.34	114.23	71.97	75.95	-3.7	-1.7	-5.2	EUR	0.874	64.1	66.5	112.34	114.23	71.97	75.95	-3.7	-1.7	-5.2	402	149	41,026	29,239		
Athens	44.5	51.4	100.64	101.17	44.74	52.01	-13.5	-0.5	-14.0	EUR	0.874	44.5	51.4	100.64	101.17	44.74	52.01	-13.5	-0.5	-14.0	234	53	20,060	8,720		
Baku	45.7	46.3	165.44	179.86	75.55	83.21	-1.3	-8.0	-9.2	AZN	1.70125	45.7	46.3	165.44	179.86	75.55	83.21	-1.3	-8.0	-9.2	62	15	5,946	3,467		
Barcelona	60.4	56.9	107.75	100.61	65.08	57.29	6.1	7.1	13.6	EUR	0.874	60.4	56.9	107.75	100.61	65.08	57.29	6.1	7.1	13.6	627	139	61,562	21,448		
Belgrade	42.1	47.8	9720.10	9528.43	4090.69	4555.61	-12.0	2.0	-10.2	RSD	103.5345	42.1	47.8	9720.10	9528.43	4090.69	4555.61	-12.0	2.0	-10.2	75	16	6,068	2,549		
Berlin	63.9	57.2	85.68	83.49	54.73	47.74	11.7	2.6	14.6	EUR	0.874	63.9	57.2	85.68	83.49	54.73	47.74	11.7	2.6	14.6	691	219	72,916	44,997		
Bratislava	46.9	53.9	72.08	64.80	33.80	34.95	-13.0	11.2	-3.3	EUR	0.874	46.9	53.9	72.08	64.80	33.80	34.95	-13.0	11.2	-3.3	70	24	5,110	3,059		
Brussels	60.3	57.5	111.74	107.02	67.41	61.51	5.0	4.4	9.6	EUR	0.874	60.3	57.5	111.74	107.02	67.41	61.51	5.0	4.4	9.6	244	86	22,547	14,774		
Bucharest	57.1	54.4	365.15	337.40	208.67	183.39	5.1	8.2	13.8	RON	4.15552	57.1	54.4	365.15	337.40	208.67	183.39	5.1	8.2	13.8	103	29	9,841	5,326		
Budapest	54.3	53.5	22559.87	21458.36	12253.95	11485.89	1.5	5.1	6.7	HUF	276.6777	54.3	53.5	22559.87	21458.36	12253.95	11485.89	1.5	5.1	6.7	254	67	22,502	12,438		
Copenhagen	63.7	60.9	860.52	818.53	548.06	498.23	4.6	5.1	10.0	DKK	6.52447	63.7	60.9	860.52	818.53	548.06	498.23	4.6	5.1	10.0	123	27	19,700	6,134		
Dublin	65.8	66.6	114.86	112.54	75.63	74.95	-1.1	2.1	0.9	EUR	0.874	65.8	66.6	114.86	112.54	75.63	74.95	-1.1	2.1	0.9	225	105	22,322	17,476		
Edinburgh	60.0	60.5	66.56	68.95	39.91	41.74	-1.0	-3.5	-4.4	GBP	0.76382	60.0	60.5	66.56	68.95	39.91	41.74	-1.0	-3.5	-4.4	224	120	15,633	13,153		
Frankfurt Centre	64.5	68.5	132.05	132.98	85.18	91.11	-5.8	-0.7	-6.5	EUR	0.874	64.5	68.5	132.05	132.98	85.18	91.11	-5.8	-0.7	-6.5	166	73	22,327	15,502		
Geneva Area	61.8	60.9	293.34	285.91	181.17	174.21	1.4	2.6	4.0	CHF	0.99612	61.8	60.9	293.34	285.91	181.17	174.21	1.4	2.6	4.0	106	45	9,791	6,379		
Helsinki	60.3	64.1	104.59	98.66	63.08	63.19	-5.8	6.0	-0.2	EUR	0.874	60.3	64.1	104.59	98.66	63.08	63.19	-5.8	6.0	-0.2	93	53	14,543	9,923		
Istanbul	62.9	65.4	464.76	335.21	292.14	219.35	-3.9	38.6	33.2	TRY	5.2788	62.9	65.4	464.76	335.21	292.14	219.35	-3.9	38.6	33.2	540	164	60,091	31,226		
Lisbon	53.8	57.0	104.84	97.35	56.37	55.44	-5.6	7.7	1.7	EUR	0.874	53.8	57.0	104.84	97.35	56.37	55.44	-5.6	7.7	1.7	191	57	20,322	9,451		
London	71.7	69.9	131.31	127.75	94.19	89.32	2.6	2.8	5.5	GBP	0.76382	71.7	69.9	131.31	127.75	94.19	89.32	2.6	2.8	5.5	1,605	672	140,402	102,837		
Madrid	63.4	63.7	104.59	99.11	66.32	63.14	-0.5	5.5	5.0	EUR	0.874	63.4	63.7	104.59	99.11	66.32	63.14	-0.5	5.5	5.0	457	170	50,383	25,205		
Manchester	67.0	65.4	66.03	65.17	44.23	42.62	2.4	1.3	3.8	GBP	0.76382	67.0	65.4	66.03	65.17	44.23	42.62	2.4	1.3	3.8	284	152	24,893	19,723		
Milan	62.6	63.0	123.79	124.91	77.55	78.71	-0.6	-0.9	-1.5	EUR	0.874	62.6	63.0	123.79	124.91	77.55	78.71	-0.6	-0.9	-1.5	414	135	33,192	19,280		
Moscow	57.2	56.9	5290.60	5019.48	3027.96	2856.39	0.6	5.4	6.0	RUB	65.88914	57.2	56.9	5290.60	5019.48	3027.96	2856.39	0.6	5.4	6.0	329	100	51,299	24,842		
Paris	65.0	69.1	204.07	190.50	132.72	131.70	-5.9	7.1	0.8	EUR	0.874	65.0	69.1	204.07	190.50	132.72	131.70	-5.9	7.1	0.8	1,157	325	72,709	27,750		
Prague	54.3	53.0	1942.11	1859.28	1054.51	984.61	2.5	4.5	7.1	CZK	22.5308	54.3	53.0	1942.11	1859.28	1054.51	984.61	2.5	4.5	7.1	517	93	35,352	14,428		
Riga	51.5	53.0	59.67	63.18	30.70	33.50	-3.0	-5.5	-8.4	EUR	0.874	51.5	53.0	59.67	63.18	30.70	33.50	-3.0	-5.5	-8.4	103	26	7,921	3,653		
Rome	47.8	49.0	116.72	116.83	55.75	57.20	-2.4	-0.1	-2.5	EUR	0.874	47.8	49.0	116.72	116.83	55.75	57.20	-2.4	-0.1	-2.5	515	107	41,198	16,361		
Saint Petersburg	39.9	37.7	4232.62	4219.86	1688.48	1591.45	5.8	0.3	6.1	RUB	65.88914	39.9	37.7	4232.62	4219.86	1688.48	1591.45	5.8	0.3	6.1	244	43	23,176	11,058		
Sofia	45.5	49.0	155.48	154.59	70.70	75.69	-7.1	0.6	-6.6	BGN	1.7094	45.5	49.0	155.48	154.59	70.70	75.69	-7.1	0.6	-6.6	86	14	7,408	2,526		
Tallinn	55.0	55.6	80.20	76.09	44.08	42.30	-1.1	5.4	4.2	EUR	0.874	55.0	55.6	80.20	76.09	44.08	42.30	-1.1	5.4	4.2	73	13	7,181	2,928		
Tel Aviv	63.3	62.7	806.42	723.94	510.71	453.71	1.1	11.4	12.6	ILS	3.6714	63.3	62.7	806.42	723.94	510.71	453.71	1.1	11.4	12.6	65	23	8,072	5,427		
Vienna	56.4	51.7	93.96	88.10	52.99	45.54	9.1	6.7	16.3	EUR	0.874	56.4	51.7	93.96	88.10	52.99	45.54	9.1	6.7	16.3	371	126	34,220	23,008		
Vilnius	42.2	49.6	60.01	61.82	25.33	30.64	-14.8	-2.9	-17.3	EUR	0.874	42.2	49.6	60.01	61.82	25.33	30.64	-14.8	-2.9	-17.3	63	24	5,023	3,052		
Warsaw	61.2	61.6	282.87	281.42	173.10	173.29	-0.6	0.5	-0.1	PLN	3.75028	61.2	61.6	282.87	281.42	173.10	173.29	-0.6	0.5	-0.1	104	56	15,715	12,374		
Zurich	62.7	64.4	229.66	239.46	144.11	154.15	-2.5	-4.1	-6.5	CHF	0.99612	62.7	64.4	229.66	239.46	144.11	154.15	-2.5	-4.1	-6.5	117	65	9,347	7,039		

The STR Hotel Review Report is a publication of STR, Inc. and STR Global Ltd., and is intended solely for use by paid subscribers. Reproduction or distribution of the STR Hotel Review Report, in whole or part, without written permission is prohibited and subject to legal action. If you have received this report and are NOT a subscriber to the STR Hotel Review Report, please contact us immediately. Source: 2019 STR, Inc. / STR Global Ltd. trading as "STR".

Market Performance (Data in Euros)

For the Month of: January 2019

	January 2019 vs January 2018									Year to Date - January 2019 vs January 2018									Participation			
	Occ (%)		ADR		RevPAR		Percent Change from January 2018			Occ (%)		ADR		RevPAR		Percent Change from YTD 2018			Properties		Rooms	
	2019	2018	2019	2018	2019	2018	Occ	ADR	RevPAR	2019	2018	2019	2018	2019	2018	Occ	ADR	RevPAR	Census	Sample	Census	Sample
Total Europe	58.1	58.1	99.56	97.66	57.81	56.74	-0.1	2.0	1.9	58.1	58.1	99.56	97.66	57.81	56.74	-0.1	2.0	1.9	69,913	11,507	4,831,218	1,513,393
Markets																						
Amsterdam	64.1	66.5	112.34	114.23	71.97	75.95	-3.7	-1.7	-5.2	64.1	66.5	112.34	114.23	71.97	75.95	-3.7	-1.7	-5.2	402	149	41,026	29,239
Athens	44.5	51.4	100.64	101.17	44.74	52.01	-13.5	-0.5	-14.0	44.5	51.4	100.64	101.17	44.74	52.01	-13.5	-0.5	-14.0	234	53	20,060	8,720
Baku	45.7	46.3	84.99	85.36	38.81	39.49	-1.3	-0.4	-1.7	45.7	46.3	84.99	85.36	38.81	39.49	-1.3	-0.4	-1.7	62	15	5,946	3,467
Barcelona	60.4	56.9	107.75	100.61	65.08	57.29	6.1	7.1	13.6	60.4	56.9	107.75	100.61	65.08	57.29	6.1	7.1	13.6	627	139	61,562	21,448
Belgrade	42.1	47.8	82.05	80.26	34.53	38.37	-12.0	2.2	-10.0	42.1	47.8	82.05	80.26	34.53	38.37	-12.0	2.2	-10.0	75	16	6,068	2,549
Berlin	63.9	57.2	85.68	83.49	54.73	47.74	11.7	2.6	14.6	63.9	57.2	85.68	83.49	54.73	47.74	11.7	2.6	14.6	691	219	72,916	44,997
Bratislava	46.9	53.9	72.08	64.80	33.80	34.95	-13.0	11.2	-3.3	46.9	53.9	72.08	64.80	33.80	34.95	-13.0	11.2	-3.3	70	24	5,110	3,059
Brussels	60.3	57.5	111.74	107.02	67.41	61.51	5.0	4.4	9.6	60.3	57.5	111.74	107.02	67.41	61.51	5.0	4.4	9.6	244	86	22,547	14,774
Bucharest	57.1	54.4	76.80	72.52	43.89	39.42	5.1	5.9	11.3	57.1	54.4	76.80	72.52	43.89	39.42	5.1	5.9	11.3	103	29	9,841	5,326
Budapest	54.3	53.5	71.26	69.13	38.71	37.00	1.5	3.1	4.6	54.3	53.5	71.26	69.13	38.71	37.00	1.5	3.1	4.6	254	67	22,502	12,438
Copenhagen	63.7	60.9	115.27	109.98	73.42	66.94	4.6	4.8	9.7	63.7	60.9	115.27	109.98	73.42	66.94	4.6	4.8	9.7	123	27	19,700	6,134
Dublin	65.8	66.6	114.86	112.54	75.63	74.95	-1.1	2.1	0.9	65.8	66.6	114.86	112.54	75.63	74.95	-1.1	2.1	0.9	225	105	22,322	17,476
Edinburgh	60.0	60.5	76.17	78.40	45.67	47.46	-1.0	-2.8	-3.8	60.0	60.5	76.17	78.40	45.67	47.46	-1.0	-2.8	-3.8	224	120	15,633	13,153
Frankfurt Centre	64.5	68.5	132.05	132.98	85.18	91.11	-5.8	-0.7	-6.5	64.5	68.5	132.05	132.98	85.18	91.11	-5.8	-0.7	-6.5	166	73	22,327	15,502
Geneva Area	61.8	60.9	257.37	246.60	158.96	150.26	1.4	4.4	5.8	61.8	60.9	257.37	246.60	158.96	150.26	1.4	4.4	5.8	106	45	9,791	6,379
Helsinki	60.3	64.1	104.59	98.66	63.08	63.19	-5.8	6.0	-0.2	60.3	64.1	104.59	98.66	63.08	63.19	-5.8	6.0	-0.2	93	53	14,543	9,923
Istanbul	62.9	65.4	76.95	71.49	48.37	46.78	-3.9	7.6	3.4	62.9	65.4	76.95	71.49	48.37	46.78	-3.9	7.6	3.4	540	164	60,091	31,226
Lisbon	53.8	57.0	104.84	97.35	56.37	55.44	-5.6	7.7	1.7	53.8	57.0	104.84	97.35	56.37	55.44	-5.6	7.7	1.7	191	57	20,322	9,451
London	71.7	69.9	150.25	145.26	107.78	101.57	2.6	3.4	6.1	71.7	69.9	150.25	145.26	107.78	101.57	2.6	3.4	6.1	1,605	672	140,402	102,837
Madrid	63.4	63.7	104.59	99.11	66.32	63.14	-0.5	5.5	5.0	63.4	63.7	104.59	99.11	66.32	63.14	-0.5	5.5	5.0	457	170	50,383	25,205
Manchester	67.0	65.4	75.56	74.10	50.61	48.47	2.4	2.0	4.4	67.0	65.4	75.56	74.10	50.61	48.47	2.4	2.0	4.4	284	152	24,893	19,723
Milan	62.6	63.0	123.79	124.91	77.55	78.71	-0.6	-0.9	-1.5	62.6	63.0	123.79	124.91	77.55	78.71	-0.6	-0.9	-1.5	414	135	33,192	19,280
Moscow	57.2	56.9	70.18	72.00	40.16	40.97	0.6	-2.5	-2.0	57.2	56.9	70.18	72.00	40.16	40.97	0.6	-2.5	-2.0	329	100	51,299	24,842
Paris	65.0	69.1	204.07	190.50	132.72	131.70	-5.9	7.1	0.8	65.0	69.1	204.07	190.50	132.72	131.70	-5.9	7.1	0.8	1,157	325	72,709	27,750
Prague	54.3	53.0	75.34	73.43	40.91	38.89	2.5	2.6	5.2	54.3	53.0	75.34	73.43	40.91	38.89	2.5	2.6	5.2	517	93	35,352	14,428
Riga	51.5	53.0	59.67	63.18	30.70	33.50	-3.0	-5.5	-8.4	51.5	53.0	59.67	63.18	30.70	33.50	-3.0	-5.5	-8.4	103	26	7,921	3,653
Rome	47.8	49.0	116.72	116.83	55.75	57.20	-2.4	-0.1	-2.5	47.8	49.0	116.72	116.83	55.75	57.20	-2.4	-0.1	-2.5	515	107	41,198	16,361
Saint Petersburg	39.9	37.7	56.14	60.53	22.40	22.83	5.8	-7.2	-1.9	39.9	37.7	56.14	60.53	22.40	22.83	5.8	-7.2	-1.9	244	43	23,176	11,058
Sofia	45.5	49.0	79.50	79.03	36.15	38.70	-7.1	0.6	-6.6	45.5	49.0	79.50	79.03	36.15	38.70	-7.1	0.6	-6.6	86	14	7,408	2,526
Tallinn	55.0	55.6	80.20	76.09	44.08	42.30	-1.1	5.4	4.2	55.0	55.6	80.20	76.09	44.08	42.30	-1.1	5.4	4.2	73	13	7,181	2,928
Tel Aviv	63.3	62.7	191.97	171.43	121.58	107.44	1.1	12.0	13.2	63.3	62.7	191.97	171.43	121.58	107.44	1.1	12.0	13.2	65	23	8,072	5,427
Vienna	56.4	51.7	93.96	88.10	52.99	45.54	9.1	6.7	16.3	56.4	51.7	93.96	88.10	52.99	45.54	9.1	6.7	16.3	371	126	34,220	23,008
Vilnius	42.2	49.6	60.01	61.82	25.33	30.64	-14.8	-2.9	-17.3	42.2	49.6	60.01	61.82	25.33	30.64	-14.8	-2.9	-17.3	63	24	5,023	3,052
Warsaw	61.2	61.6	65.92	67.79	40.34	41.74	-0.6	-2.8	-3.4	61.2	61.6	65.92	67.79	40.34	41.74	-0.6	-2.8	-3.4	104	56	15,715	12,374
Zurich	62.7	64.4	201.51	206.54	126.44	132.95	-2.5	-2.4	-4.9	62.7	64.4	201.51	206.54	126.44	132.95	-2.5	-2.4	-4.9	117	65	9,347	7,039

The STR Hotel Review Report is a publication of STR, Inc. and STR Global, Ltd., and is intended solely for use by paid subscribers. Reproduction or distribution of the STR Hotel Review Report, in whole or part, without written permission is prohibited and subject to legal action. If you have received this report and are NOT a subscriber to the STR Hotel Review Report, please contact us immediately. Source: 2019 STR, Inc. / STR Global, Ltd. trading as "STR".

Market Performance (Data in British Pounds)

For the Month of: January 2019

	January 2019 vs January 2018									Year to Date - January 2019 vs January 2018									Participation			
	Occ (%)		ADR		RevPAR		Percent Change from January 2018			Occ (%)		ADR		RevPAR		Percent Change from YTD 2018			Properties		Rooms	
	2019	2018	2019	2018	2019	2018	Occ	ADR	RevPAR	2019	2018	2019	2018	2019	2018	Occ	ADR	RevPAR	Census	Sample	Census	Sample
Total Europe	58.1	58.1	87.01	85.89	50.52	49.90	-0.1	1.3	1.3	58.1	58.1	87.01	85.89	50.52	49.90	-0.1	1.3	1.3	69,913	11,507	4,831,218	1,513,393
Markets																						
Amsterdam	64.1	66.5	98.18	100.46	62.89	66.80	-3.7	-2.3	-5.8	64.1	66.5	98.18	100.46	62.89	66.80	-3.7	-2.3	-5.8	402	149	41,026	29,239
Athens	44.5	51.4	87.95	88.97	39.10	45.74	-13.5	-1.1	-14.5	44.5	51.4	87.95	88.97	39.10	45.74	-13.5	-1.1	-14.5	234	53	20,060	8,720
Baku	45.7	46.3	74.28	75.07	33.92	34.73	-1.3	-1.1	-2.3	45.7	46.3	74.28	75.07	33.92	34.73	-1.3	-1.1	-2.3	62	15	5,946	3,467
Barcelona	60.4	56.9	94.17	88.48	56.87	50.38	6.1	6.4	12.9	60.4	56.9	94.17	88.48	56.87	50.38	6.1	6.4	12.9	627	139	61,562	21,448
Belgrade	42.1	47.8	71.71	70.58	30.18	33.75	-12.0	1.6	-10.6	42.1	47.8	71.71	70.58	30.18	33.75	-12.0	1.6	-10.6	75	16	6,068	2,549
Berlin	63.9	57.2	74.88	73.42	47.83	41.99	11.7	2.0	13.9	63.9	57.2	74.88	73.42	47.83	41.99	11.7	2.0	13.9	691	219	72,916	44,997
Bratislava	46.9	53.9	62.99	56.99	29.54	30.74	-13.0	10.5	-3.9	46.9	53.9	62.99	56.99	29.54	30.74	-13.0	10.5	-3.9	70	24	5,110	3,059
Brussels	60.3	57.5	97.65	94.12	58.91	54.09	5.0	3.8	8.9	60.3	57.5	97.65	94.12	58.91	54.09	5.0	3.8	8.9	244	86	22,547	14,774
Bucharest	57.1	54.4	67.12	63.78	38.35	34.66	5.1	5.2	10.6	57.1	54.4	67.12	63.78	38.35	34.66	5.1	5.2	10.6	103	29	9,841	5,326
Budapest	54.3	53.5	62.28	60.80	33.83	32.54	1.5	2.4	4.0	54.3	53.5	62.28	60.80	33.83	32.54	1.5	2.4	4.0	254	67	22,502	12,438
Copenhagen	63.7	60.9	100.74	96.72	64.16	58.87	4.6	4.2	9.0	63.7	60.9	100.74	96.72	64.16	58.87	4.6	4.2	9.0	123	27	19,700	6,134
Dublin	65.8	66.6	100.38	98.98	66.10	65.92	-1.1	1.4	0.3	65.8	66.6	100.38	98.98	66.10	65.92	-1.1	1.4	0.3	225	105	22,322	17,476
Edinburgh	60.0	60.5	66.56	68.95	39.91	41.74	-1.0	-3.5	-4.4	60.0	60.5	66.56	68.95	39.91	41.74	-1.0	-3.5	-4.4	224	120	15,633	13,153
Frankfurt Centre	64.5	68.5	115.41	116.95	74.44	80.13	-5.8	-1.3	-7.1	64.5	68.5	115.41	116.95	74.44	80.13	-5.8	-1.3	-7.1	166	73	22,327	15,502
Geneva Area	61.8	60.9	224.93	216.87	138.92	132.14	1.4	3.7	5.1	61.8	60.9	224.93	216.87	138.92	132.14	1.4	3.7	5.1	106	45	9,791	6,379
Helsinki	60.3	64.1	91.40	86.76	55.13	55.58	-5.8	5.3	-0.8	60.3	64.1	91.40	86.76	55.13	55.58	-5.8	5.3	-0.8	93	53	14,543	9,923
Istanbul	62.9	65.4	67.25	62.87	42.27	41.14	-3.9	7.0	2.7	62.9	65.4	67.25	62.87	42.27	41.14	-3.9	7.0	2.7	540	164	60,091	31,226
Lisbon	53.8	57.0	91.62	85.61	49.26	48.76	-5.6	7.0	1.0	53.8	57.0	91.62	85.61	49.26	48.76	-5.6	7.0	1.0	191	57	20,322	9,451
London	71.7	69.9	131.31	127.75	94.19	89.32	2.6	2.8	5.5	71.7	69.9	131.31	127.75	94.19	89.32	2.6	2.8	5.5	1,605	672	140,402	102,837
Madrid	63.4	63.7	91.41	87.16	57.96	55.53	-0.5	4.9	4.4	63.4	63.7	91.41	87.16	57.96	55.53	-0.5	4.9	4.4	457	170	50,383	25,205
Manchester	67.0	65.4	66.03	65.17	44.23	42.62	2.4	1.3	3.8	67.0	65.4	66.03	65.17	44.23	42.62	2.4	1.3	3.8	284	152	24,893	19,723
Milan	62.6	63.0	108.18	109.85	67.78	69.22	-0.6	-1.5	-2.1	62.6	63.0	108.18	109.85	67.78	69.22	-0.6	-1.5	-2.1	414	135	33,192	19,280
Moscow	57.2	56.9	61.33	63.32	35.10	36.03	0.6	-3.1	-2.6	57.2	56.9	61.33	63.32	35.10	36.03	0.6	-3.1	-2.6	329	100	51,299	24,842
Paris	65.0	69.1	178.34	167.53	115.99	115.83	-5.9	6.5	0.1	65.0	69.1	178.34	167.53	115.99	115.83	-5.9	6.5	0.1	1,157	325	72,709	27,750
Prague	54.3	53.0	65.84	64.58	35.75	34.20	2.5	1.9	4.5	54.3	53.0	65.84	64.58	35.75	34.20	2.5	1.9	4.5	517	93	35,352	14,428
Riga	51.5	53.0	52.15	55.56	26.83	29.46	-3.0	-6.1	-8.9	51.5	53.0	52.15	55.56	26.83	29.46	-3.0	-6.1	-8.9	103	26	7,921	3,653
Rome	47.8	49.0	102.01	102.75	48.72	50.30	-2.4	-0.7	-3.1	47.8	49.0	102.01	102.75	48.72	50.30	-2.4	-0.7	-3.1	515	107	41,198	16,361
Saint Petersburg	39.9	37.7	49.07	53.23	19.57	20.07	5.8	-7.8	-2.5	39.9	37.7	49.07	53.23	19.57	20.07	5.8	-7.8	-2.5	244	43	23,176	11,058
Sofia	45.5	49.0	69.48	69.51	31.59	34.03	-7.1	0.0	-7.2	45.5	49.0	69.48	69.51	31.59	34.03	-7.1	0.0	-7.2	86	14	7,408	2,526
Tallinn	55.0	55.6	70.09	66.92	38.53	37.20	-1.1	4.7	3.6	55.0	55.6	70.09	66.92	38.53	37.20	-1.1	4.7	3.6	73	13	7,181	2,928
Tel Aviv	63.3	62.7	167.77	150.77	106.25	94.49	1.1	11.3	12.4	63.3	62.7	167.77	150.77	106.25	94.49	1.1	11.3	12.4	65	23	8,072	5,427
Vienna	56.4	51.7	82.12	77.47	46.31	40.05	9.1	6.0	15.6	56.4	51.7	82.12	77.47	46.31	40.05	9.1	6.0	15.6	371	126	34,220	23,008
Vilnius	42.2	49.6	52.45	54.37	22.14	26.95	-14.8	-3.5	-17.8	42.2	49.6	52.45	54.37	22.14	26.95	-14.8	-3.5	-17.8	63	24	5,023	3,052
Warsaw	61.2	61.6	57.61	59.62	35.26	36.71	-0.6	-3.4	-4.0	61.2	61.6	57.61	59.62	35.26	36.71	-0.6	-3.4	-4.0	104	56	15,715	12,374
Zurich	62.7	64.4	176.10	181.64	110.50	116.92	-2.5	-3.0	-5.5	62.7	64.4	176.10	181.64	110.50	116.92	-2.5	-3.0	-5.5	117	65	9,347	7,039

The STR Hotel Review Report is a publication of STR, Inc. and STR Global, Ltd., and is intended solely for use by paid subscribers. Reproduction or distribution of the STR Hotel Review Report, in whole or part, without written permission is prohibited and subject to legal action. If you have received this report and are NOT a subscriber to the STR Hotel Review Report, please contact us immediately. Source: 2019 STR, Inc. / STR Global, Ltd. trading as "STR".

Market Performance (Data in US Dollars)

For the Month of: January 2019

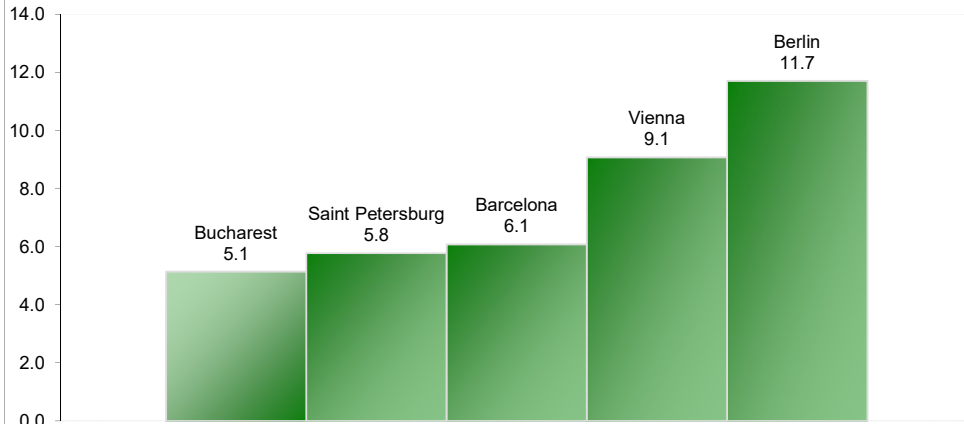
	January 2019 vs January 2018									Year to Date - January 2019 vs January 2018									Participation			
	Occ (%)		ADR		RevPAR		Percent Change from January 2018			Occ (%)		ADR		RevPAR		Percent Change from YTD 2018			Properties		Rooms	
	2019	2018	2019	2018	2019	2018	Occ	ADR	RevPAR	2019	2018	2019	2018	2019	2018	Occ	ADR	RevPAR	Census	Sample	Census	Sample
Total Europe	58.1	58.1	113.92	121.04	66.15	70.32	-0.1	-5.9	-5.9	58.1	58.1	113.92	121.04	66.15	70.32	-0.1	-5.9	-5.9	69,913	11,507	4,831,218	1,513,393
Markets																						
Amsterdam	64.1	66.5	128.54	141.58	82.34	94.14	-3.7	-9.2	-12.5	64.1	66.5	128.54	141.58	82.34	94.14	-3.7	-9.2	-12.5	402	149	41,026	29,239
Athens	44.5	51.4	115.15	125.39	51.19	64.47	-13.5	-8.2	-20.6	44.5	51.4	115.15	125.39	51.19	64.47	-13.5	-8.2	-20.6	234	53	20,060	8,720
Baku	45.7	46.3	97.25	105.80	44.41	48.95	-1.3	-8.1	-9.3	45.7	46.3	97.25	105.80	44.41	48.95	-1.3	-8.1	-9.3	62	15	5,946	3,467
Barcelona	60.4	56.9	123.28	124.70	74.46	71.00	6.1	-1.1	4.9	60.4	56.9	123.28	124.70	74.46	71.00	6.1	-1.1	4.9	627	139	61,562	21,448
Belgrade	42.1	47.8	93.88	99.47	39.51	47.56	-12.0	-5.6	-16.9	42.1	47.8	93.88	99.47	39.51	47.56	-12.0	-5.6	-16.9	75	16	6,068	2,549
Berlin	63.9	57.2	98.03	103.48	62.62	59.17	11.7	-5.3	5.8	63.9	57.2	98.03	103.48	62.62	59.17	11.7	-5.3	5.8	691	219	72,916	44,997
Bratislava	46.9	53.9	82.47	80.31	38.68	43.32	-13.0	2.7	-10.7	46.9	53.9	82.47	80.31	38.68	43.32	-13.0	2.7	-10.7	70	24	5,110	3,059
Brussels	60.3	57.5	127.85	132.65	77.13	76.24	5.0	-3.6	1.2	60.3	57.5	127.85	132.65	77.13	76.24	5.0	-3.6	1.2	244	86	22,547	14,774
Bucharest	57.1	54.4	87.87	89.88	50.21	48.85	5.1	-2.2	2.8	57.1	54.4	87.87	89.88	50.21	48.85	5.1	-2.2	2.8	103	29	9,841	5,326
Budapest	54.3	53.5	81.54	85.68	44.29	45.86	1.5	-4.8	-3.4	54.3	53.5	81.54	85.68	44.29	45.86	1.5	-4.8	-3.4	254	67	22,502	12,438
Copenhagen	63.7	60.9	131.89	136.31	84.00	82.97	4.6	-3.2	1.2	63.7	60.9	131.89	136.31	84.00	82.97	4.6	-3.2	1.2	123	27	19,700	6,134
Dublin	65.8	66.6	131.42	139.49	86.53	92.90	-1.1	-5.8	-6.9	65.8	66.6	131.42	139.49	86.53	92.90	-1.1	-5.8	-6.9	225	105	22,322	17,476
Edinburgh	60.0	60.5	87.15	97.17	52.25	58.83	-1.0	-10.3	-11.2	60.0	60.5	87.15	97.17	52.25	58.83	-1.0	-10.3	-11.2	224	120	15,633	13,153
Frankfurt Centre	64.5	68.5	151.09	164.82	97.46	112.93	-5.8	-8.3	-13.7	64.5	68.5	151.09	164.82	97.46	112.93	-5.8	-8.3	-13.7	166	73	22,327	15,502
Geneva Area	61.8	60.9	294.48	305.64	181.88	186.23	1.4	-3.7	-2.3	61.8	60.9	294.48	305.64	181.88	186.23	1.4	-3.7	-2.3	106	45	9,791	6,379
Helsinki	60.3	64.1	119.67	122.28	72.17	78.32	-5.8	-2.1	-7.9	60.3	64.1	119.67	122.28	72.17	78.32	-5.8	-2.1	-7.9	93	53	14,543	9,923
Istanbul	62.9	65.4	88.04	88.61	55.34	57.98	-3.9	-0.6	-4.5	62.9	65.4	88.04	88.61	55.34	57.98	-3.9	-0.6	-4.5	540	164	60,091	31,226
Lisbon	53.8	57.0	119.95	120.66	64.49	68.72	-5.6	-0.6	-6.1	53.8	57.0	119.95	120.66	64.49	68.72	-5.6	-0.6	-6.1	191	57	20,322	9,451
London	71.7	69.9	171.91	180.04	123.32	125.89	2.6	-4.5	-2.0	71.7	69.9	171.91	180.04	123.32	125.89	2.6	-4.5	-2.0	1,605	672	140,402	102,837
Madrid	63.4	63.7	119.67	122.84	75.88	78.26	-0.5	-2.6	-3.0	63.4	63.7	119.67	122.84	75.88	78.26	-0.5	-2.6	-3.0	457	170	50,383	25,205
Manchester	67.0	65.4	86.45	91.84	57.91	60.07	2.4	-5.9	-3.6	67.0	65.4	86.45	91.84	57.91	60.07	2.4	-5.9	-3.6	284	152	24,893	19,723
Milan	62.6	63.0	141.64	154.81	88.73	97.56	-0.6	-8.5	-9.0	62.6	63.0	141.64	154.81	88.73	97.56	-0.6	-8.5	-9.0	414	135	33,192	19,280
Moscow	57.2	56.9	80.30	89.23	45.96	50.78	0.6	-10.0	-9.5	57.2	56.9	80.30	89.23	45.96	50.78	0.6	-10.0	-9.5	329	100	51,299	24,842
Paris	65.0	69.1	233.49	236.11	151.86	163.24	-5.9	-1.1	-7.0	65.0	69.1	233.49	236.11	151.86	163.24	-5.9	-1.1	-7.0	1,157	325	72,709	27,750
Prague	54.3	53.0	86.20	91.02	46.80	48.20	2.5	-5.3	-2.9	54.3	53.0	86.20	91.02	46.80	48.20	2.5	-5.3	-2.9	517	93	35,352	14,428
Riga	51.5	53.0	68.28	78.30	35.13	41.52	-3.0	-12.8	-15.4	51.5	53.0	68.28	78.30	35.13	41.52	-3.0	-12.8	-15.4	103	26	7,921	3,653
Rome	47.8	49.0	133.55	144.81	63.78	70.89	-2.4	-7.8	-10.0	47.8	49.0	133.55	144.81	63.78	70.89	-2.4	-7.8	-10.0	515	107	41,198	16,361
Saint Petersburg	39.9	37.7	64.24	75.02	25.63	28.29	5.8	-14.4	-9.4	39.9	37.7	64.24	75.02	25.63	28.29	5.8	-14.4	-9.4	244	43	23,176	11,058
Sofia	45.5	49.0	90.96	97.96	41.36	47.96	-7.1	-7.1	-13.8	45.5	49.0	90.96	97.96	41.36	47.96	-7.1	-7.1	-13.8	86	14	7,408	2,526
Tallinn	55.0	55.6	91.77	94.31	50.44	52.42	-1.1	-2.7	-3.8	55.0	55.6	91.77	94.31	50.44	52.42	-1.1	-2.7	-3.8	73	13	7,181	2,928
Tel Aviv	63.3	62.7	219.65	212.48	139.11	133.16	1.1	3.4	4.5	63.3	62.7	219.65	212.48	139.11	133.16	1.1	3.4	4.5	65	23	8,072	5,427
Vienna	56.4	51.7	107.51	109.19	60.63	56.45	9.1	-1.5	7.4	56.4	51.7	107.51	109.19	60.63	56.45	9.1	-1.5	7.4	371	126	34,220	23,008
Vilnius	42.2	49.6	68.66	76.63	28.99	37.98	-14.8	-10.4	-23.7	42.2	49.6	68.66	76.63	28.99	37.98	-14.8	-10.4	-23.7	63	24	5,023	3,052
Warsaw	61.2	61.6	75.43	84.03	46.16	51.74	-0.6	-10.2	-10.8	61.2	61.6	75.43	84.03	46.16	51.74	-0.6	-10.2	-10.8	104	56	15,715	12,374
Zurich	62.7	64.4	230.56	255.99	144.67	164.78	-2.5	-9.9	-12.2	62.7	64.4	230.56	255.99	144.67	164.78	-2.5	-9.9	-12.2	117	65	9,347	7,039

The STR Hotel Review Report is a publication of STR, Inc. and STR Global, Ltd., and is intended solely for use by paid subscribers. Reproduction or distribution of the STR Hotel Review Report, in whole or part, without written permission is prohibited and subject to legal action. If you have received this report and are NOT a subscriber to the STR Hotel Review Report, please contact us immediately. Source: 2019 STR, Inc. / STR Global, Ltd. trading as "STR".

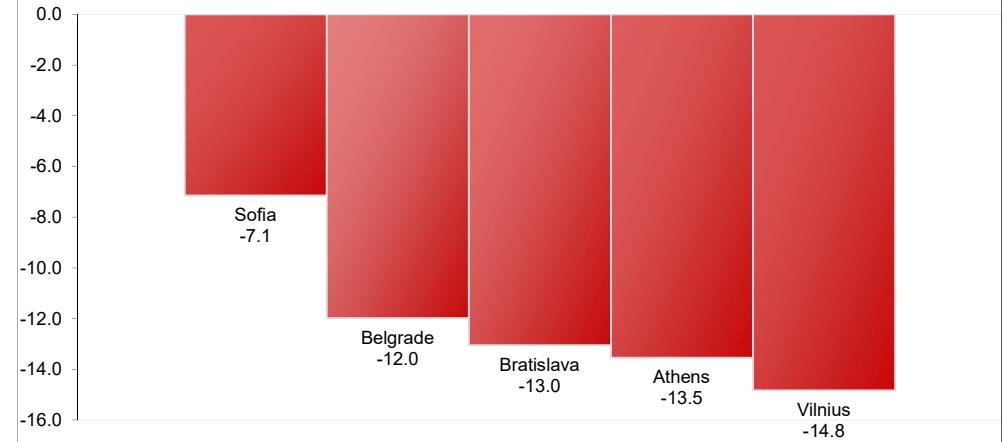
European Market Performance Graphs (Data in US Dollars)

For the Month of: January 2019

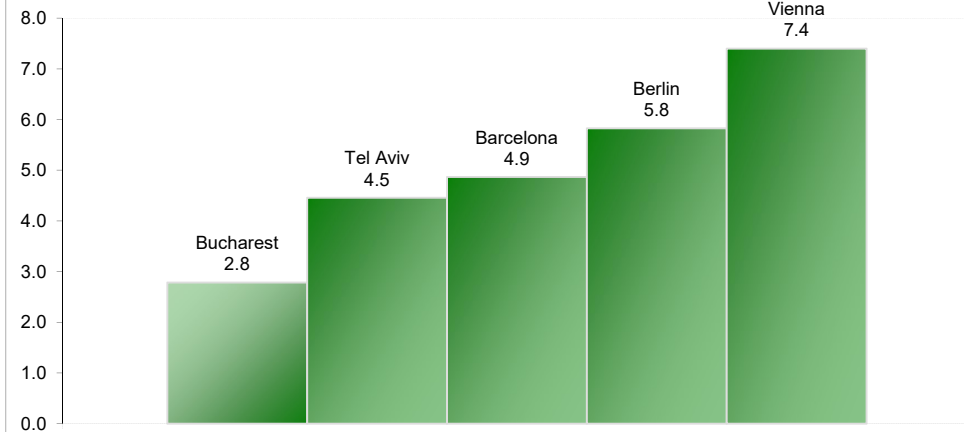
**Top 5 Markets: Occupancy Percent Change
YTD January 2019 vs YTD January 2018**



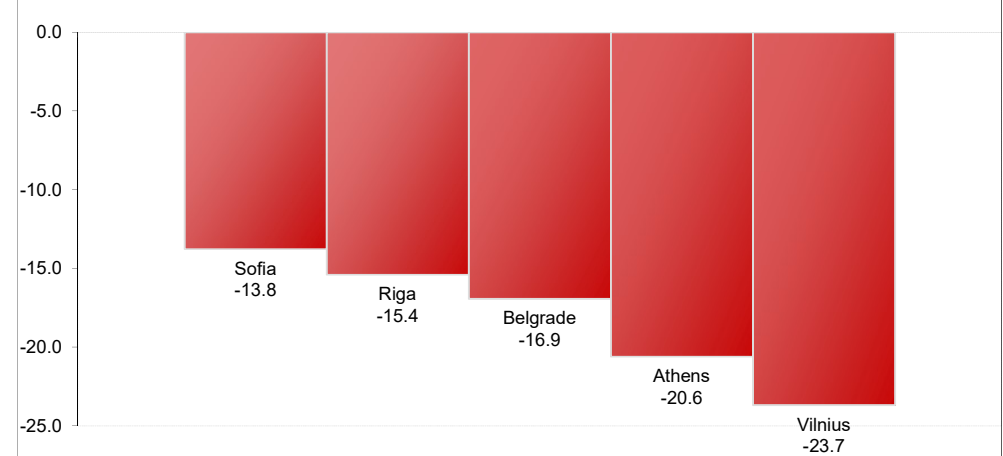
**Bottom 5 Markets: Occupancy Percent Change
YTD January 2019 vs YTD January 2018**



**Top 5 Markets: RevPAR Percent Change
YTD January 2019 vs YTD January 2018**



**Bottom 5 Markets: RevPAR Percent Change
YTD January 2019 vs YTD January 2018**



World Regions

Americas

Caribbean	Central America
Anguilla	Belize
Antigua & Barbuda	Costa Rica
Aruba	El Salvador
Bahamas	Guatemala
Barbados	Honduras
Bermuda	Nicaragua
British Virgin Islands	Panama
Cayman Islands	
Curacao	North America
Cuba	Canada
Dominica	Greenland
Dominican Republic	Mexico
Grenada	United States
Guadeloupe	
Haiti	South America
Jamaica	Argentina
Martinique	Bolivia
Montserrat	Brazil
Netherlands Antilles	Chile
Puerto Rico	Colombia
St. Kitts & Nevis	Ecuador
St. Lucia	Falkland Islands
St. Vincent	French Guiana
Trinidad & Tobago	Guyana
Turks & Caicos	Paraguay
US Virgin Islands	Peru
	Suriname
	Uruguay
	Venezuela

Asia Pacific

Central & South Asia	Australia & Oceania
Bangladesh	American Samoa
Bhutan	Australia
India	Cook Islands
Maldives	Fiji
Nepal	French Polynesia
Pakistan	Guam
Sri Lanka	Kiribati
	Marshall Islands
Northeastern Asia	Micronesia
China	Nauru
Japan	New Caledonia
North Korea	New Zealand
South Korea	Niue
Mongolia	Northern Mariana Islands
Taiwan (China)	Palau
	Papua New Guinea
Southeastern Asia	Samoa
Brunei	Solomon Islands
Cambodia	Tonga
East Timor	Tuvalu
Indonesia	Vanuatu
Laos	
Malaysia	
Myanmar	
Philippines	
Singapore	
Thailand	
Vietnam	

Europe

Eastern Europe	Southern Europe
Armenia	Albania
Azerbaijan	Andorra
Belarus	Bosnia and Herzegovina
Bulgaria	Croatia
Czech Republic	Cyprus
Georgia	Gibraltar
Hungary	Greece
Kazakhstan	Italy
Kyrgyzstan	Israel
Poland	Kosovo
Moldova	Macedonia
Romania	Malta
Russia	Montenegro
Slovakia	Portugal
Tajikistan	San Marino
Turkmenistan	Serbia
Ukraine	Slovenia
Uzbekistan	Spain
	Turkey
Northern Europe	Western Europe
Denmark	Austria
Estonia	Belgium
Faroe Islands	France
Finland	Germany
Iceland	Liechtenstein
Ireland	Luxembourg
Latvia	Monaco
Lithuania	Netherlands
Norway	Switzerland
Sweden	
United Kingdom	

Middle East / Africa

Middle East	Southern Africa
Afghanistan	Angola
Bahrain	Benin
Iran	Botswana
Iraq	Burundi
Jordan	Cameroon
Kuwait	Cape Verde
Lebanon	Central African Republic
Oman	Comoros
Qatar	Cote d'Ivoire
Saudi Arabia	Democratic Rep. of Congo
Syria	Equatorial Guinea
UAE	Ethiopia
Yemen	Gabon
	Gambia
Northern Africa	Ghana
Algeria	Guinea
Burkina Faso	Guinea-Bissau
Chad	Kenya
Djibouti	Lesotho
Egypt	Liberia
Eritrea	Madagascar
Libya	Malawi
Mali	Mauritius
Morocco	Mozambique
Mauritania	Namibia
Niger	Nigeria
South Sudan	Republic Of Congo
Sudan	Reunion
Tunisia	Rwanda
	Sao Tome and Principe
	Senegal
	Seychelles
	Sierra Leone
	Somalia
	South Africa
	Swaziland
	Tanzania
	Togo
	Uganda
	Zambia
	Zimbabwe



How can we assist you?

Glossary:

For all STR definitions, please visit www.str.com/resources/glossary

Frequently Asked Questions (FAQ):

For all STR FAQs, please click here or visit www.str.com/resources/faq

Please visit our website at www.str.com, or if you need additional assistance please reach out to our Customer Support team.

North America:

735 East Main Street, Hendersonville, TN 37075 USA

T : +1 615 824 8664

support@str.com

International:

Blue Fin Building, 110 Southwark Street, London SE1 0TA

T : +44 (0) 20 7922 1930

industryinfo@str.com

Asia Pacific:

Thong Teck Building, 15 Scotts Road #08-12, 228 218 Singapore

T: +65 6800 7850

apinfo@str.com

For the latest in industry news, visit HotelNewsNow.com.

To learn more about the Hotel Data Conference, visit HotelDataConference.com.