

Date Created: Nov 15, 2019

European Hotel Review

Industry Performance for the Month of October 2019



Table Of Contents	1
Global Performance (Euros)	2
Global Performance (British Pounds)	3
Global Performance (US Dollars)	4
Country Performance (Local Currency)	5
Country Performance (Euros)	6
Country Performance (British Pounds)	7
Country Performance (US Dollars)	8
Market Performance (Local Currency)	9
Market Performance (Euros)	10
Market Performance (British Pounds)	11
Market Performance (US Dollars)	12
Market Performance Graphs	13
World Regions	14
Help	15

735 East Main Street, Hendersonville, TN 37075 USA
T : +1 615 824 8664
support@str.com www.str.com

Blue Fin Building, 110 Southwark Street, London SE1 0TA
T : +44 (0)20 7922 1930
industryinfo@str.com www.str.com

The STR Hotel Review Report is a publication of STR, Inc. and STR Global, Ltd., and is intended solely for use by paid subscribers. Reproduction or distribution of the STR Hotel Review Report, in whole or part, without written permission is prohibited and subject to legal action. If you have received this report and are NOT a subscriber to the STR Hotel Review Report, please contact us immediately.
Source: 2019 STR, Inc. / STR Global, Ltd. trading as "STR".

Global Performance (Data in Euros)

For the Month of: October 2019

	October 2019 vs October 2018								
	Occ %		ADR		RevPAR		Percent Change from October 2018		
	2019	2018	2019	2018	2019	2018	Occ.	ADR	RevPAR
Asia Pacific	71.0	71.6	88.16	87.85	62.57	62.95	-0.9	0.3	-0.6
Central & South Asia	60.1	64.6	94.97	89.42	57.03	57.77	-7.0	6.2	-1.3
Northeastern Asia	71.5	72.8	80.63	81.96	57.65	59.63	-1.7	-1.6	-3.3
Southeastern Asia	69.5	67.5	93.11	87.32	64.74	58.92	3.0	6.6	9.9
Australia & Oceania	78.6	77.7	122.49	124.18	96.29	96.49	1.2	-1.4	-0.2
Americas	68.5	69.0	117.67	115.67	80.56	79.83	-0.8	1.7	0.9
North America	69.0	69.6	118.82	116.70	81.97	81.23	-0.9	1.8	0.9
Caribbean	50.0	52.7	143.13	139.54	71.53	73.60	-5.2	2.6	-2.8
Central America	53.2	53.5	93.27	86.92	49.60	46.54	-0.7	7.3	6.6
South America	62.2	60.2	76.45	77.64	47.59	46.77	3.3	-1.5	1.7
Europe	76.8	76.6	115.60	113.57	88.75	86.98	0.2	1.8	2.0
Eastern Europe	73.4	72.0	81.01	76.55	59.48	55.12	2.0	5.8	7.9
Northern Europe	79.1	79.6	110.59	109.48	87.42	87.09	-0.6	1.0	0.4
Southern Europe	76.1	75.8	127.19	120.01	96.73	90.93	0.4	6.0	6.4
Western Europe	76.0	75.6	122.91	123.46	93.45	93.39	0.5	-0.4	0.1
Middle East / Africa	66.9	64.5	116.87	115.20	78.19	74.35	3.7	1.4	5.2
Middle East	67.6	63.5	129.15	131.51	87.29	83.46	6.5	-1.8	4.6
Northern Africa	68.2	67.7	84.33	77.40	57.50	52.42	0.7	9.0	9.7
Southern Africa	64.1	64.9	105.92	104.01	67.92	67.51	-1.2	1.8	0.6
Markets									
Beijing	78.5	79.8	85.17	82.22	66.84	65.63	-1.7	3.6	1.9
Berlin	84.0	83.6	104.50	109.51	87.76	91.57	0.4	-4.6	-4.2
Buenos Aires	68.5	79.2	109.38	133.61	74.93	105.77	-13.5	-18.1	-29.2
Dubai	77.8	75.0	148.32	160.27	115.32	120.19	3.7	-7.5	-4.0
Hong Kong	67.2	89.4	129.57	191.07	87.08	170.73	-24.8	-32.2	-49.0
London	87.6	89.2	186.70	178.47	163.64	159.23	-1.8	4.6	2.8
Los Angeles	81.5	81.9	162.43	160.25	132.32	131.24	-0.5	1.4	0.8
Madrid	84.9	86.0	144.45	137.92	122.57	118.65	-1.4	4.7	3.3
New York	90.7	91.7	267.42	275.79	242.48	252.93	-1.1	-3.0	-4.1
Paris	83.1	85.3	230.39	245.16	191.56	209.01	-2.5	-6.0	-8.3
Rome	85.4	83.8	175.87	176.03	150.18	147.58	1.9	-0.1	1.8
Sydney	83.8	84.8	144.73	151.31	121.31	128.39	-1.2	-4.3	-5.5
Tokyo	87.9	90.4	195.47	154.48	171.89	139.70	-2.8	26.5	23.0
Toronto	80.3	81.6	136.57	134.92	109.69	110.10	-1.6	1.2	-0.4

	Year to Date - October 2019 vs October 2018								
	Occ %		ADR		RevPAR		Percent Change from YTD 2018		
	2019	2018	2019	2018	2019	2018	Occ.	ADR	RevPAR
Asia Pacific	69.2	70.2	86.93	85.60	60.18	60.08	-1.4	1.6	0.2
Central & South Asia	64.0	64.6	95.65	91.06	61.26	58.83	-0.9	5.0	4.1
Northeastern Asia	69.5	70.5	78.66	78.18	54.66	55.10	-1.4	0.6	-0.8
Southeastern Asia	67.8	68.9	94.99	89.12	64.41	61.36	-1.5	6.6	5.0
Australia & Oceania	74.1	75.0	118.84	120.85	88.04	90.61	-1.2	-1.7	-2.8
Americas	67.2	67.3	117.17	110.05	78.71	74.07	-0.2	6.5	6.3
North America	67.6	67.7	117.50	110.32	79.40	74.71	-0.2	6.5	6.3
Caribbean	63.5	65.7	193.35	170.04	122.80	111.70	-3.3	13.7	9.9
Central America	56.2	58.2	108.56	97.81	61.01	56.90	-3.4	11.0	7.2
South America	58.7	57.3	76.87	77.45	45.09	44.42	2.3	-0.7	1.5
Europe	73.3	73.0	114.40	112.27	83.83	82.01	0.3	1.9	2.2
Eastern Europe	68.6	67.4	79.01	82.38	54.21	55.50	1.8	-4.1	-2.3
Northern Europe	76.2	76.5	108.24	107.46	82.45	82.21	-0.4	0.7	0.3
Southern Europe	72.8	72.3	128.58	121.48	93.63	87.79	0.8	5.8	6.7
Western Europe	72.1	71.8	120.82	118.90	87.10	85.43	0.3	1.6	2.0
Middle East / Africa	63.5	62.3	115.28	114.32	73.23	71.21	2.0	0.8	2.8
Middle East	65.1	63.8	127.44	129.40	83.03	82.52	2.2	-1.5	0.6
Northern Africa	63.6	61.2	82.97	74.67	52.79	45.69	4.0	11.1	15.5
Southern Africa	59.2	59.5	104.82	104.65	62.06	62.24	-0.4	0.2	-0.3
Markets									
Beijing	76.1	77.2	81.74	79.39	62.20	61.28	-1.4	3.0	1.5
Berlin	80.0	78.7	100.19	100.40	80.12	78.97	1.7	-0.2	1.5
Buenos Aires	65.9	68.2	106.74	104.50	70.38	71.29	-3.3	2.1	-1.3
Dubai	73.3	74.0	129.30	139.17	94.74	102.99	-1.0	-7.1	-8.0
Hong Kong	79.9	87.7	148.71	154.71	118.80	135.63	-8.9	-3.9	-12.4
London	83.6	83.4	174.29	167.13	145.78	139.37	0.3	4.3	4.6
Los Angeles	80.9	80.8	162.75	153.93	131.62	124.45	0.0	5.7	5.8
Madrid	76.2	74.7	120.30	108.75	91.61	81.27	1.9	10.6	12.7
New York	85.9	87.1	222.70	215.82	191.40	187.98	-1.3	3.2	1.8
Paris	77.4	79.7	221.23	217.97	171.28	173.63	-2.8	1.5	-1.4
Rome	73.9	74.2	157.16	153.92	116.16	114.27	-0.4	2.1	1.7
Sydney	82.3	83.7	134.90	141.05	111.08	118.07	-1.6	-4.4	-5.9
Tokyo	86.0	87.8	162.54	144.29	139.78	126.66	-2.0	12.6	10.4
Toronto	77.6	79.0	134.07	129.33	103.97	102.23	-1.9	3.7	1.7

	Participation			
	Properties		Rooms	
	Census	Sample	Census	Sample
Asia Pacific	43,523	12,335	5,326,500	2,142,241
Central & South Asia	5,452	1,278	345,531	153,963
Northeastern Asia	21,650	7,343	3,527,244	1,385,507
Southeastern Asia	8,793	1,835	1,064,473	400,757
Australia & Oceania	7,628	1,879	389,252	202,014
Americas	77,060	39,625	7,083,988	4,747,032
North America	67,796	37,773	6,229,463	4,446,331
Caribbean	1,938	287	254,596	72,629
Central America	1,071	168	65,380	27,763
South America	6,255	1,397	534,549	200,309
Europe	73,601	12,906	5,117,973	1,696,824
Eastern Europe	6,637	990	561,391	171,209
Northern Europe	19,507	4,738	1,056,442	562,761
Southern Europe	20,132	2,469	1,853,980	375,140
Western Europe	27,325	4,709	1,646,160	587,714
Middle East / Africa	7,026	1,960	940,736	416,453
Middle East	2,374	1,024	396,376	256,578
Northern Africa	1,520	250	313,816	66,444
Southern Africa	3,132	686	230,544	93,431
Markets				
Beijing	1,616	542	247,848	89,687
Berlin	681	244	73,452	49,274
Buenos Aires	247	58	21,085	8,206
Dubai	608	307	118,824	85,679
Hong Kong	247	148	74,736	54,261
London	1,662	717	142,446	107,230
Los Angeles	1,051	556	105,603	84,280
Madrid	519	180	53,656	26,762
New York	701	498	126,539	110,033
Paris	1,189	358	74,580	31,489
Rome	530	118	42,127	16,958
Sydney	403	260	43,841	37,905
Tokyo	676	218	135,672	58,591
Toronto	210	143	36,282	32,456

The STR Hotel Review Report is a publication of STR, Inc. and STR Global, Ltd., and is intended solely for use by paid subscribers. Reproduction or distribution of the STR Hotel Review Report, in whole or part, without written permission is prohibited and subject to legal action. If you have received this report and are NOT a subscriber to the STR Hotel Review Report, please contact us immediately. Source: 2019 STR, Inc. / STR Global, Ltd. trading as "STR".

Global Performance (Data in British Pounds)

For the Month of: October 2019

	October 2019 vs October 2018									Year to Date - October 2019 vs October 2018									Participation			
	Occ %		ADR		RevPAR		Percent Change from October 2018			Occ %		ADR		RevPAR		Percent Change from YTD 2018			Properties		Rooms	
	2019	2018	2019	2018	2019	2018	Occ.	ADR	RevPAR	2019	2018	2019	2018	2019	2018	Occ.	ADR	RevPAR	Census	Sample	Census	Sample
Asia Pacific	71.0	71.6	76.12	78.26	54.03	56.07	-0.9	-2.7	-3.6	69.2	70.2	76.57	75.76	53.01	53.18	-1.4	1.1	-0.3	43,523	12,335	5,326,500	2,142,241
Central & South Asia	60.1	64.6	82.00	79.66	49.24	51.46	-7.0	2.9	-4.3	64.0	64.6	83.99	80.53	53.80	52.03	-0.9	4.3	3.4	5,452	1,278	345,531	153,963
Northeastern Asia	71.5	72.8	69.62	73.01	49.78	53.12	-1.7	-4.6	-6.3	69.5	70.5	69.31	69.20	48.16	48.77	-1.4	0.2	-1.2	21,650	7,343	3,527,244	1,385,507
Southeastern Asia	69.5	67.5	80.39	77.78	55.90	52.49	3.0	3.4	6.5	67.8	68.9	83.70	78.88	56.75	54.31	-1.5	6.1	4.5	8,793	1,835	1,064,473	400,757
Australia & Oceania	78.6	77.7	105.77	110.62	83.14	85.95	1.2	-4.4	-3.3	74.1	75.0	104.60	106.94	77.50	80.18	-1.2	-2.2	-3.3	7,628	1,879	389,252	202,014
Americas	68.5	69.0	101.60	103.04	69.56	71.12	-0.8	-1.4	-2.2	67.2	67.3	103.36	97.43	69.43	65.58	-0.2	6.1	5.9	77,060	39,625	7,083,988	4,747,032
North America	69.0	69.6	102.59	103.96	70.77	72.36	-0.9	-1.3	-2.2	67.6	67.7	103.67	97.68	70.05	66.15	-0.2	6.1	5.9	67,796	37,773	6,229,463	4,446,331
Caribbean	50.0	52.7	123.59	124.31	61.76	65.56	-5.2	-0.6	-5.8	63.5	65.7	169.77	150.30	107.83	98.74	-3.3	13.0	9.2	1,938	287	254,596	72,629
Central America	53.2	53.5	80.53	77.43	42.83	41.46	-0.7	4.0	3.3	56.2	58.2	95.43	86.48	53.63	50.31	-3.4	10.4	6.6	1,071	168	65,380	27,763
South America	62.2	60.2	66.01	69.16	41.09	41.67	3.3	-4.6	-1.4	58.7	57.3	67.70	68.53	39.71	39.30	2.3	-1.2	1.1	6,255	1,397	534,549	200,309
Europe	76.8	76.6	99.81	101.17	76.63	77.48	0.2	-1.3	-1.1	73.3	73.0	101.06	99.43	74.06	72.63	0.3	1.6	2.0	73,601	12,906	5,117,973	1,696,824
Eastern Europe	73.4	72.0	69.95	68.20	51.36	49.10	2.0	2.6	4.6	68.6	67.4	69.82	72.95	47.91	49.15	1.8	-4.3	-2.5	6,637	990	561,391	171,209
Northern Europe	79.1	79.6	95.49	97.52	75.49	77.58	-0.6	-2.1	-2.7	76.2	76.5	95.58	95.16	72.81	72.80	-0.4	0.4	0.0	19,507	4,738	1,056,442	562,761
Southern Europe	76.1	75.8	109.82	106.91	83.52	81.00	0.4	2.7	3.1	72.8	72.3	113.80	107.64	82.87	77.79	0.8	5.7	6.5	20,132	2,469	1,853,980	375,140
Western Europe	76.0	75.6	106.13	109.98	80.69	83.19	0.5	-3.5	-3.0	72.1	71.8	106.61	105.28	76.85	75.64	0.3	1.3	1.6	27,325	4,709	1,646,160	587,714
Middle East / Africa	66.9	64.5	100.91	102.62	67.51	66.23	3.7	-1.7	1.9	63.5	62.3	101.39	101.16	64.41	63.01	2.0	0.2	2.2	7,026	1,960	940,736	416,453
Middle East	67.6	63.5	111.51	117.15	75.37	74.35	6.5	-4.8	1.4	65.1	63.8	112.03	114.48	72.99	73.00	2.2	-2.1	-0.0	2,374	1,024	396,376	256,578
Northern Africa	68.2	67.7	72.82	68.95	49.65	46.69	0.7	5.6	6.3	63.6	61.2	73.18	66.14	46.56	40.47	4.0	10.7	15.1	1,520	250	313,816	66,444
Southern Africa	64.1	64.9	91.46	92.66	58.65	60.14	-1.2	-1.3	-2.5	59.2	59.5	92.21	92.58	54.59	55.06	-0.4	-0.4	-0.8	3,132	686	230,544	93,431
Markets																						
Beijing	78.5	79.8	73.54	73.24	57.72	58.46	-1.7	0.4	-1.3	76.1	77.2	72.10	70.27	54.86	54.24	-1.4	2.6	1.2	1,616	542	247,848	89,687
Berlin	84.0	83.6	90.23	97.55	75.78	81.57	0.4	-7.5	-7.1	80.0	78.7	88.29	88.91	70.61	69.93	1.7	-0.7	1.0	681	244	73,452	49,274
Buenos Aires	68.5	79.2	94.44	119.02	64.70	94.22	-13.5	-20.7	-31.3	65.9	68.2	93.88	92.46	61.90	63.07	-3.3	1.5	-1.9	247	58	21,085	8,206
Dubai	77.8	75.0	128.07	142.77	99.58	107.06	3.7	-10.3	-7.0	73.3	74.0	113.15	122.99	82.91	91.01	-1.0	-8.0	-8.9	608	307	118,824	85,679
Hong Kong	67.2	89.4	111.88	170.21	75.19	152.09	-24.8	-34.3	-50.6	79.9	87.7	130.62	136.92	104.35	120.03	-8.9	-4.6	-13.1	247	148	74,736	54,261
London	87.6	89.2	161.21	158.98	141.29	141.85	-1.8	1.4	-0.4	83.6	83.4	153.86	148.00	128.70	123.42	0.3	4.0	4.3	1,662	717	142,446	107,230
Los Angeles	81.5	81.9	140.25	142.75	114.25	116.91	-0.5	-1.8	-2.3	80.9	80.8	143.57	136.29	116.10	110.19	0.0	5.3	5.4	1,051	556	105,603	84,280
Madrid	84.9	86.0	124.72	122.86	105.83	105.69	-1.4	1.5	0.1	76.2	74.7	105.93	96.22	80.67	71.91	1.9	10.1	12.2	519	180	53,656	26,762
New York	90.7	91.7	230.91	245.68	209.37	225.31	-1.1	-6.0	-7.1	85.9	87.1	196.46	191.10	168.85	166.45	-1.3	2.8	1.4	701	498	126,539	110,033
Paris	83.1	85.3	198.94	218.39	165.41	186.19	-2.5	-8.9	-11.2	77.4	79.7	195.33	193.00	151.23	153.74	-2.8	1.2	-1.6	1,189	358	74,580	31,489
Rome	85.4	83.8	151.86	156.81	129.67	131.47	1.9	-3.2	-1.4	73.9	74.2	138.79	136.27	102.58	101.17	-0.4	1.8	1.4	530	118	42,127	16,958
Sydney	83.8	84.8	124.97	134.79	104.74	114.37	-1.2	-7.3	-8.4	82.3	83.7	118.61	124.78	97.66	104.45	-1.6	-4.9	-6.5	403	260	43,841	37,905
Tokyo	87.9	90.4	168.78	137.61	148.42	124.45	-2.8	22.6	19.3	86.0	87.8	143.11	127.70	123.07	112.09	-2.0	12.1	9.8	676	218	135,672	58,591
Toronto	80.3	81.6	117.93	120.19	94.71	98.08	-1.6	-1.9	-3.4	77.6	79.0	118.39	114.55	91.81	90.55	-1.9	3.3	1.4	210	143	36,282	32,456

The STR Hotel Review Report is a publication of STR, Inc. and STR Global, Ltd., and is intended solely for use by paid subscribers. Reproduction or distribution of the STR Hotel Review Report, in whole or part, without written permission is prohibited and subject to legal action. If you have received this report and are NOT a subscriber to the STR Hotel Review Report, please contact us immediately. Source: 2019 STR, Inc. / STR Global, Ltd. trading as 'STR'.

Global Performance (Data in US Dollars)

For the Month of: October 2019

	October 2019 vs October 2018								
	Occ %		ADR		RevPAR		Percent Change from October 2018		
	2019	2018	2019	2018	2019	2018	Occ.	ADR	RevPAR
Asia Pacific	71.0	71.6	98.04	99.83	69.59	71.53	-0.9	-1.8	-2.7
Central & South Asia	60.1	64.6	105.61	101.61	63.42	65.65	-7.0	3.9	-3.4
Northeastern Asia	71.5	72.8	89.66	93.14	64.11	67.76	-1.7	-3.7	-5.4
Southeastern Asia	69.5	67.5	103.54	99.22	71.99	66.96	3.0	4.4	7.5
Australia & Oceania	78.6	77.7	136.22	141.11	107.08	109.64	1.2	-3.5	-2.3

Americas	68.5	69.0	130.85	131.44	89.59	90.72	-0.8	-0.4	-1.2
North America	69.0	69.6	132.13	132.61	91.15	92.30	-0.9	-0.4	-1.2
Caribbean	50.0	52.7	159.17	158.57	79.54	83.63	-5.2	0.4	-4.9
Central America	53.2	53.5	103.72	98.77	55.16	52.88	-0.7	5.0	4.3
South America	62.2	60.2	85.01	88.23	52.92	53.15	3.3	-3.6	-0.4

Europe	76.8	76.6	128.55	129.05	98.70	98.84	0.2	-0.4	-0.1
Eastern Europe	73.4	72.0	90.09	86.99	66.15	62.64	2.0	3.6	5.6
Northern Europe	79.1	79.6	122.99	124.40	97.22	98.97	-0.6	-1.1	-1.8
Southern Europe	76.1	75.8	141.44	136.37	107.57	103.33	0.4	3.7	4.1
Western Europe	76.0	75.6	136.69	140.29	103.92	106.12	0.5	-2.6	-2.1

Middle East / Africa	66.9	64.5	129.96	130.91	86.95	84.48	3.7	-0.7	2.9
Middle East	67.6	63.5	143.62	149.44	97.07	94.84	6.5	-3.9	2.3
Northern Africa	68.2	67.7	93.78	87.95	63.95	59.56	0.7	6.6	7.4
Southern Africa	64.1	64.9	117.79	118.19	75.53	76.71	-1.2	-0.3	-1.5

Markets									
	Occ %		ADR		RevPAR		Percent Change		
	2019	2018	2019	2018	2019	2018	Occ.	ADR	RevPAR
Beijing	78.5	79.8	94.72	93.43	74.34	74.58	-1.7	1.4	-0.3
Berlin	84.0	83.6	116.21	124.44	97.59	104.05	0.4	-6.6	-6.2
Buenos Aires	68.5	79.2	121.63	151.82	83.33	120.18	-13.5	-19.9	-30.7
Dubai	77.8	75.0	164.94	182.12	128.25	136.57	3.7	-9.4	-6.1
Hong Kong	67.2	89.4	144.09	217.12	96.84	194.00	-24.8	-33.6	-50.1
London	87.6	89.2	207.63	202.80	181.97	180.94	-1.8	2.4	0.6
Los Angeles	81.5	81.9	180.64	182.10	147.15	149.14	-0.5	-0.8	-1.3
Madrid	84.9	86.0	160.64	156.72	136.30	134.82	-1.4	2.5	1.1
New York	90.7	91.7	297.39	313.39	269.65	287.41	-1.1	-5.1	-6.2
Paris	83.1	85.3	256.22	278.58	213.03	237.50	-2.5	-8.0	-10.3
Rome	85.4	83.8	195.58	200.03	167.01	167.70	1.9	-2.2	-0.4
Sydney	83.8	84.8	160.95	171.94	134.90	145.89	-1.2	-6.4	-7.5
Tokyo	87.9	90.4	217.38	175.54	191.15	158.74	-2.8	23.8	20.4
Toronto	80.3	81.6	151.88	153.32	121.98	125.11	-1.6	-0.9	-2.5

Year to Date - October 2019 vs October 2018									
	Occ %		ADR		RevPAR		Percent Change from YTD 2018		
	2019	2018	2019	2018	2019	2018	Occ.	ADR	RevPAR
	69.2	70.2	97.28	101.60	67.34	71.32	-1.4	-4.3	-5.6
	64.0	64.6	107.24	108.60	68.69	70.17	-0.9	-1.3	-2.1
	69.5	70.5	87.99	92.68	61.14	65.33	-1.4	-5.1	-6.4
	67.8	68.9	106.33	105.90	72.10	72.92	-1.5	0.4	-1.1
	74.1	75.0	133.02	143.55	98.55	107.63	-1.2	-7.3	-8.4

	67.2	67.3	131.03	130.24	88.02	87.66	-0.2	0.6	0.4
	67.6	67.7	131.39	130.52	88.79	88.39	-0.2	0.7	0.4
	63.5	65.7	217.00	203.07	137.83	133.40	-3.3	6.9	3.3
	56.2	58.2	121.71	116.64	68.39	67.86	-3.4	4.3	0.8
	58.7	57.3	86.03	92.00	50.47	52.76	2.3	-6.5	-4.3

	73.3	73.0	127.85	132.64	93.68	96.89	0.3	-3.6	-3.3
	68.6	67.4	88.28	97.20	60.57	65.48	1.8	-9.2	-7.5
	76.2	76.5	121.00	127.04	92.18	97.19	-0.4	-4.8	-5.2
	72.8	72.3	143.56	143.30	104.54	103.56	0.8	0.2	0.9
	72.1	71.8	135.09	140.62	97.38	101.03	0.3	-3.9	-3.6

	63.5	62.3	129.05	135.94	81.98	84.67	2.0	-5.1	-3.2
	65.1	63.8	142.70	153.96	92.97	98.18	2.2	-7.3	-5.3
	63.6	61.2	92.77	88.45	59.03	54.13	4.0	4.9	9.1
	59.2	59.5	117.35	124.44	69.48	74.01	-0.4	-5.7	-6.1

Participation				
Properties		Rooms		
Census	Sample	Census	Sample	
43,523	12,335	5,326,500	2,142,241	
5,452	1,278	345,531	153,963	
21,650	7,343	3,527,244	1,385,507	
8,793	1,835	1,064,473	400,757	
7,628	1,879	389,252	202,014	

77,060	39,625	7,083,988	4,747,032	
67,796	37,773	6,229,463	4,446,331	
1,938	287	254,596	72,629	
1,071	168	65,380	27,763	
6,255	1,397	534,549	200,309	

73,601	12,906	5,117,973	1,696,824	
6,637	990	561,391	171,209	
19,507	4,738	1,056,442	562,761	
20,132	2,469	1,853,980	375,140	
27,325	4,709	1,646,160	587,714	

7,026	1,960	940,736	416,453	
2,374	1,024	396,376	256,578	
1,520	250	313,816	66,444	
3,132	686	230,544	93,431	

Country Performance (Data in Local Currency)

For the Month of: October 2019

Countries	October 2019 vs October 2018									October 2019		Year to Date - October 2019 vs October 2018									Participation			
	Occ (%)		ADR		RevPAR		Percent Change from October 2018			Currency ISO Code	Exchange Rate to USD	Occ (%)		ADR		RevPAR		Percent Change from YTD 2018			Properties		Rooms	
	2019	2018	2019	2018	2019	2018	Occ	ADR	RevPAR			2019	2018	2019	2018	2019	2018	Occ	ADR	RevPAR	Census	Sample	Census	Sample
Austria	80.7	81.9	107.55	109.14	86.76	89.41	-1.5	-1.5	-3.0	EUR	0.89922	76.2	75.0	109.31	102.09	83.28	76.61	1.5	7.1	8.7	2,052	211	118,465	33,870
Belgium	81.0	80.1	121.37	117.63	98.33	94.22	1.2	3.2	4.4	EUR	0.89922	74.0	73.6	111.13	105.71	82.25	77.81	0.5	5.1	5.7	991	175	55,782	24,406
Bulgaria	70.9	70.7	162.67	153.73	115.39	108.67	0.4	5.8	6.2	BGN	1.7587	61.3	63.9	155.92	153.40	95.64	97.98	-4.0	1.6	-2.4	527	17	60,495	2,643
Croatia	64.0	68.6	802.72	780.82	514.02	535.39	-6.6	2.8	-4.0	HRK	6.70815	63.0	68.3	1090.70	1088.51	687.61	742.98	-7.6	0.2	-7.5	424	21	56,018	4,971
Czech Republic	82.0	82.4	2446.81	2389.07	2005.74	1968.09	-0.5	2.4	1.9	CZK	22.95406	75.7	74.5	2213.04	2169.53	1674.93	1617.10	1.5	2.0	3.6	1,012	139	62,660	20,032
Estonia	69.1	68.2	85.45	78.34	59.01	53.43	1.3	9.1	10.4	EUR	0.89922	72.4	71.8	92.47	84.55	66.98	60.75	0.8	9.4	10.3	152	11	12,087	2,468
Finland	68.0	65.3	114.74	101.49	78.02	66.32	4.1	13.0	17.6	EUR	0.89922	63.3	65.3	109.40	102.92	69.28	67.18	-3.0	6.3	3.1	581	103	49,258	18,116
France	72.7	73.2	128.05	130.60	93.14	95.55	-0.6	-2.0	-2.5	EUR	0.89922	69.8	69.8	128.89	125.74	90.02	87.80	0.0	2.5	2.5	9,123	1,926	546,754	156,285
Germany	77.0	76.2	113.32	112.42	87.23	85.68	1.0	0.8	1.8	EUR	0.89922	72.2	72.0	103.78	103.33	74.94	74.44	0.2	0.4	0.7	10,446	1,585	677,484	267,281
Greece	73.6	73.0	127.24	118.98	93.68	86.81	0.9	6.9	7.9	EUR	0.89922	71.3	73.1	148.70	135.59	106.03	99.09	-2.4	9.7	7.0	1,951	109	176,906	17,303
Hungary	83.8	84.1	31505.40	30117.94	26400.23	25336.90	-0.4	4.6	4.2	HUF	296.38348	78.5	79.4	29124.93	27306.55	22854.25	21691.07	-1.2	6.7	5.4	718	81	49,116	14,436
Ireland	81.1	83.1	128.69	130.65	104.39	108.52	-2.3	-1.5	-3.8	EUR	0.89922	80.3	80.6	132.27	132.66	106.19	106.89	-0.4	-0.3	-0.7	1,128	246	68,282	32,938
Israel	69.7	81.3	958.29	863.23	667.66	701.78	-14.3	11.0	-4.9	ILS	3.52715	72.3	69.4	860.66	798.08	622.28	553.53	4.2	7.8	12.4	386	91	51,747	20,108
Italy	80.0	77.0	149.38	146.32	119.50	112.66	3.9	2.1	6.1	EUR	0.89922	71.8	71.1	152.43	149.18	109.49	106.00	1.1	2.2	3.3	6,527	784	371,084	88,390
Latvia	66.0	69.6	62.47	62.67	41.26	43.62	-5.1	-0.3	-5.4	EUR	0.89922	69.4	71.3	74.08	73.54	51.40	52.42	-2.6	0.7	-1.9	135	29	9,891	3,860
Lithuania	63.3	61.9	61.24	62.43	38.75	38.64	2.2	-1.9	0.3	EUR	0.89922	66.2	67.6	62.38	64.15	41.27	43.35	-2.1	-2.8	-4.8	148	32	9,336	4,012
Malta	90.2	87.6	150.93	149.17	136.17	130.62	3.0	1.2	4.2	EUR	0.89922	78.2	78.6	146.33	145.93	114.44	114.74	-0.5	0.3	-0.3	147	17	19,234	4,368
Netherlands	80.9	80.0	126.62	128.82	102.40	103.01	1.1	-1.7	-0.6	EUR	0.89922	77.0	76.7	124.18	124.92	95.57	95.79	0.4	-0.6	-0.2	2,103	410	128,353	62,376
Poland	74.1	76.5	305.83	300.01	226.51	229.41	-3.1	1.9	-1.3	PLN	3.8332	71.3	71.7	299.30	292.32	213.48	209.50	-0.5	2.4	1.9	1,059	254	85,498	38,787
Portugal	76.5	76.3	118.33	106.13	90.54	81.01	0.2	11.5	11.8	EUR	0.89922	71.4	71.9	118.40	114.31	84.48	82.19	-0.8	3.6	2.8	1,486	205	124,406	28,797
Romania	75.1	76.6	378.98	340.51	284.64	260.74	-1.9	11.3	9.2	RON	4.27806	70.1	68.9	360.33	316.25	252.47	217.89	1.7	13.9	15.9	383	68	29,830	9,656
Russia	71.1	66.8	5323.11	5020.36	3785.92	3355.32	6.4	6.0	12.8	RUB	63.91616	67.1	64.0	5542.23	6711.52	3718.53	4292.63	4.9	-17.4	-13.4	1,810	262	181,399	58,409
Slovakia	72.4	71.6	78.70	71.80	57.00	51.42	1.1	9.6	10.9	EUR	0.89922	66.5	65.6	82.52	68.47	54.91	44.90	1.5	20.5	22.3	330	31	18,952	3,601
Spain	76.7	77.7	120.99	113.69	92.82	88.29	-1.2	6.4	5.1	EUR	0.89922	76.2	75.5	120.32	114.38	91.73	86.37	1.0	5.2	6.2	6,230	834	664,654	142,116
Switzerland	68.3	68.3	190.52	192.42	130.09	131.42	-0.0	-1.0	-1.0	CHF	0.99207	68.7	68.6	216.91	215.96	149.00	148.05	0.2	0.4	0.6	2,484	380	110,670	39,148
Turkey	72.3	68.1	479.38	429.98	346.58	293.02	6.1	11.5	18.3	TRY	5.73327	68.5	66.8	506.35	417.25	346.82	278.61	2.6	21.4	24.5	1,828	336	288,381	57,740
United Kingdom	81.5	82.4	95.83	97.15	78.07	80.01	-1.1	-1.4	-2.4	GBP	0.77644	78.3	78.5	94.76	93.88	74.19	73.74	-0.3	0.9	0.6	14,811	3,877	676,201	414,356

The STR Hotel Review Report is a publication of STR, Inc. and STR Global, Ltd., and is intended solely for use by paid subscribers. Reproduction or distribution of the STR Hotel Review Report, in whole or part, without written permission is prohibited and subject to legal action. If you have received this report and are NOT a subscriber to the STR Hotel Review Report, please contact us immediately. Source: 2019 STR, Inc. / STR Global, Ltd. trading as "STR".

Country Performance (Data in Euros)

For the Month of: October 2019

	October 2019 vs October 2018									Year to Date - October 2019 vs October 2018									Participation			
	Occ (%)		ADR		RevPAR		Percent Change from October 2018			Occ (%)		ADR		RevPAR		Percent Change from YTD 2018			Properties		Rooms	
	2019	2018	2019	2018	2019	2018	Occ	ADR	RevPAR	2019	2018	2019	2018	2019	2018	Occ	ADR	RevPAR	Occ	Sample	Census	Sample
Europe	76.8	76.6	115.60	113.57	88.75	86.98	0.2	1.8	2.0	73.3	73.0	114.40	112.27	83.83	82.01	0.3	1.9	2.2	73,601	12,906	5,117,973	1,696,824
Countries																						
Austria	80.7	81.9	107.55	109.14	86.76	89.41	-1.5	-1.5	-3.0	76.2	75.0	109.31	102.09	83.28	76.61	1.5	7.1	8.7	2,052	211	118,465	33,870
Belgium	81.0	80.1	121.37	117.63	98.33	94.22	1.2	3.2	4.4	74.0	73.6	111.13	105.71	82.25	77.81	0.5	5.1	5.7	991	175	55,782	24,406
Bulgaria	70.9	70.7	83.17	78.60	59.00	55.56	0.4	5.8	6.2	61.3	63.9	79.72	78.42	48.90	50.09	-4.0	1.7	-2.4	527	17	60,495	2,643
Croatia	64.0	68.6	107.60	105.09	68.90	72.06	-6.6	2.4	-4.4	63.0	68.3	147.23	146.78	92.82	100.19	-7.6	0.3	-7.4	424	21	56,018	4,971
Czech Republic	82.0	82.4	95.85	92.31	78.57	76.05	-0.5	3.8	3.3	75.7	74.5	86.08	84.45	65.15	62.95	1.5	1.9	3.5	1,012	139	62,660	20,032
Estonia	69.1	68.2	85.45	78.34	59.01	53.43	1.3	9.1	10.4	72.4	71.8	92.47	84.55	66.98	60.75	0.8	9.4	10.3	152	11	12,087	2,468
Finland	68.0	65.3	114.74	101.49	78.02	66.32	4.1	13.0	17.6	63.3	65.3	109.40	102.92	69.28	67.18	-3.0	6.3	3.1	581	103	49,258	18,116
France	72.7	73.2	128.05	130.60	93.14	95.55	-0.6	-2.0	-2.5	69.8	69.8	128.89	125.74	90.02	87.80	0.0	2.5	2.5	9,123	1,926	546,754	156,285
Germany	77.0	76.2	113.32	112.42	87.23	85.68	1.0	0.8	1.8	72.2	72.0	103.78	103.33	74.94	74.44	0.2	0.4	0.7	10,446	1,585	677,484	267,281
Greece	73.6	73.0	127.24	118.98	93.68	86.81	0.9	6.9	7.9	71.3	73.1	148.70	135.59	106.03	99.09	-2.4	9.7	7.0	1,951	109	176,906	17,303
Hungary	83.8	84.1	95.59	92.76	80.10	78.04	-0.4	3.0	2.6	78.5	79.4	89.24	85.09	70.03	67.59	-1.2	4.9	3.6	718	81	49,116	14,436
Ireland	81.1	83.1	128.69	130.65	104.39	108.52	-2.3	-1.5	-3.8	80.3	80.6	132.27	132.66	106.19	106.89	-0.4	-0.3	-0.7	1,128	246	68,282	32,938
Israel	69.7	81.3	244.31	204.87	170.21	166.56	-14.3	19.2	2.2	72.3	69.4	215.82	187.79	156.05	130.25	4.2	14.9	19.8	386	91	51,747	20,108
Italy	80.0	77.0	149.38	146.32	119.50	112.66	3.9	2.1	6.1	71.8	71.1	152.43	149.18	109.49	106.00	1.1	2.2	3.3	6,527	784	371,084	88,390
Latvia	66.0	69.6	62.47	62.67	41.26	43.62	-5.1	-0.3	-5.4	69.4	71.3	74.08	73.54	51.40	52.42	-2.6	0.7	-1.9	135	29	9,891	3,860
Lithuania	63.3	61.9	61.24	62.43	38.75	38.64	2.2	-1.9	0.3	66.2	67.6	62.38	64.15	41.27	43.35	-2.1	-2.8	-4.8	148	32	9,336	4,012
Malta	90.2	87.6	150.93	149.17	136.17	130.62	3.0	1.2	4.2	78.2	78.6	146.33	145.93	114.44	114.74	-0.5	0.3	-0.3	147	17	19,234	4,368
Netherlands	80.9	80.0	126.62	128.82	102.40	103.01	1.1	-1.7	-0.6	77.0	76.7	124.18	124.92	95.57	95.79	0.4	-0.6	-0.2	2,103	410	128,353	62,376
Poland	74.1	76.5	71.74	69.30	53.14	52.99	-3.1	3.5	0.3	71.3	71.7	69.49	68.42	49.57	49.04	-0.5	1.6	1.1	1,059	254	85,498	38,787
Portugal	76.5	76.3	118.33	106.13	90.54	81.01	0.2	11.5	11.8	71.4	71.9	118.40	114.31	84.48	82.19	-0.8	3.6	2.8	1,486	205	124,406	28,797
Romania	75.1	76.6	79.66	72.98	59.83	55.89	-1.9	9.1	7.1	70.1	68.9	75.89	67.97	53.17	46.83	1.7	11.6	13.5	383	68	29,830	9,656
Russia	71.1	66.8	74.89	67.26	53.26	44.95	6.4	11.4	18.5	67.1	64.0	76.61	91.32	51.40	58.41	4.9	-16.1	-12.0	1,810	262	181,399	58,409
Slovakia	72.4	71.6	78.70	71.80	57.00	51.42	1.1	9.6	10.9	66.5	65.6	82.52	68.47	54.91	44.90	1.5	20.5	22.3	330	31	18,952	3,601
Spain	76.7	77.7	120.99	113.69	92.82	88.29	-1.2	6.4	5.1	76.2	75.5	120.32	114.38	91.73	86.37	1.0	5.2	6.2	6,230	834	664,654	142,116
Switzerland	68.3	68.3	172.69	168.80	117.91	115.29	-0.0	2.3	2.3	68.7	68.6	194.93	186.96	133.91	128.17	0.2	4.3	4.5	2,484	380	110,670	39,148
Turkey	72.3	68.1	75.19	68.64	54.36	46.78	6.1	9.5	16.2	68.5	66.8	79.59	71.60	54.51	47.81	2.6	11.2	14.0	1,828	336	288,381	57,740
United Kingdom	81.5	82.4	110.99	109.06	90.42	89.82	-1.1	1.8	0.7	78.3	78.5	107.33	106.01	84.03	83.27	-0.3	1.2	0.9	14,811	3,877	676,201	414,356

The STR Hotel Review Report is a publication of STR, Inc. and STR Global, Ltd., and is intended solely for use by paid subscribers. Reproduction or distribution of the STR Hotel Review Report, in whole or part, without written permission is prohibited and subject to legal action. If you have received this report and are NOT a subscriber to the STR Hotel Review Report, please contact us immediately. Source: 2019 STR, Inc. / STR Global, Ltd. trading as "STR".

Country Performance (Data in British Pounds)

For the Month of: October 2019

	October 2019 vs October 2018									Year to Date - October 2019 vs October 2018									Participation			
	Occ (%)		ADR		RevPAR		Percent Change from October 2018			Occ (%)		ADR		RevPAR		Percent Change from YTD 2018			Properties		Rooms	
	2019	2018	2019	2018	2019	2018	Occ	ADR	RevPAR	2019	2018	2019	2018	2019	2018	Occ	ADR	RevPAR	Census	Sample	Census	Sample
Europe	76.8	76.6	99.81	101.17	76.63	77.48	0.2	-1.3	-1.1	73.3	73.0	101.06	99.43	74.06	72.63	0.3	1.6	2.0	73,601	12,906	5,117,973	1,696,824
Countries																						
Austria	80.7	81.9	92.87	97.22	74.91	79.65	-1.5	-4.5	-5.9	76.2	75.0	96.46	90.41	73.49	67.84	1.5	6.7	8.3	2,052	211	118,465	33,870
Belgium	81.0	80.1	104.80	104.79	84.91	83.93	1.2	0.0	1.2	74.0	73.6	97.88	93.55	72.44	68.86	0.5	4.6	5.2	991	175	55,782	24,406
Bulgaria	70.9	70.7	71.82	70.02	50.94	49.49	0.4	2.6	2.9	61.3	63.9	70.33	69.42	43.14	44.34	-4.0	1.3	-2.7	527	17	60,495	2,643
Croatia	64.0	68.6	92.91	93.62	59.50	64.19	-6.6	-0.8	-7.3	63.0	68.3	131.37	130.37	82.82	88.99	-7.6	0.8	-6.9	424	21	56,018	4,971
Czech Republic	82.0	82.4	82.77	82.23	67.85	67.74	-0.5	0.6	0.2	75.7	74.5	76.01	74.78	57.53	55.74	1.5	1.6	3.2	1,012	139	62,660	20,032
Estonia	69.1	68.2	73.78	69.79	50.95	47.60	1.3	5.7	7.0	72.4	71.8	81.95	74.90	59.36	53.82	0.8	9.4	10.3	152	11	12,087	2,468
Finland	68.0	65.3	99.07	90.41	67.37	59.08	4.1	9.6	14.0	63.3	65.3	96.59	91.11	61.17	59.48	-3.0	6.0	2.8	581	103	49,258	18,116
France	72.7	73.2	110.56	116.34	80.43	85.12	-0.6	-5.0	-5.5	69.8	69.8	113.92	111.36	79.56	77.76	0.0	2.3	2.3	9,123	1,926	546,754	156,285
Germany	77.0	76.2	97.85	100.15	75.32	76.32	1.0	-2.3	-1.3	72.2	72.0	91.43	91.48	66.02	65.91	0.2	-0.1	0.2	10,446	1,585	677,484	267,281
Greece	73.6	73.0	109.87	105.99	80.89	77.33	0.9	3.7	4.6	71.3	73.1	132.26	120.27	94.31	87.90	-2.4	10.0	7.3	1,951	109	176,906	17,303
Hungary	83.8	84.1	82.54	82.63	69.16	69.51	-0.4	-0.1	-0.5	78.5	79.4	78.91	75.38	61.92	59.88	-1.2	4.7	3.4	718	81	49,116	14,436
Ireland	81.1	83.1	111.12	116.38	90.14	96.67	-2.3	-4.5	-6.8	80.3	80.6	116.97	117.52	93.91	94.69	-0.4	-0.5	-0.8	1,128	246	68,282	32,938
Israel	69.7	81.3	210.95	182.50	146.97	148.37	-14.3	15.6	-0.9	72.3	69.4	190.53	166.24	137.76	115.30	4.2	14.6	19.5	386	91	51,747	20,108
Italy	80.0	77.0	128.98	130.34	103.18	100.36	3.9	-1.0	2.8	71.8	71.1	134.84	132.16	96.85	93.90	1.1	2.0	3.1	6,527	784	371,084	88,390
Latvia	66.0	69.6	53.94	55.83	35.62	38.86	-5.1	-3.4	-8.3	69.4	71.3	65.70	65.17	45.59	46.45	-2.6	0.8	-1.9	135	29	9,891	3,860
Lithuania	63.3	61.9	52.88	55.62	33.46	34.42	2.2	-4.9	-2.8	66.2	67.6	55.23	56.82	36.54	38.39	-2.1	-2.8	-4.8	148	32	9,336	4,012
Malta	90.2	87.6	130.32	132.89	117.58	116.36	3.0	-1.9	1.0	78.2	78.6	129.71	129.36	101.44	101.71	-0.5	0.3	-0.3	147	17	19,234	4,368
Netherlands	80.9	80.0	109.33	114.76	88.42	91.77	1.1	-4.7	-3.7	77.0	76.7	109.54	110.59	84.30	84.80	0.4	-0.9	-0.6	2,103	410	128,353	62,376
Poland	74.1	76.5	61.95	61.73	45.88	47.20	-3.1	0.4	-2.8	71.3	71.7	61.38	60.59	43.78	43.42	-0.5	1.3	0.8	1,059	254	85,498	38,787
Portugal	76.5	76.3	102.17	94.54	78.18	72.17	0.2	8.1	8.3	71.4	71.9	104.98	101.36	74.91	72.88	-0.8	3.6	2.8	1,486	205	124,406	28,797
Romania	75.1	76.6	68.78	65.01	51.66	49.78	-1.9	5.8	3.8	70.1	68.9	66.95	60.18	46.91	41.47	1.7	11.2	13.1	383	68	29,830	9,656
Russia	71.1	66.8	64.66	59.91	45.99	40.04	6.4	7.9	14.9	67.1	64.0	67.75	60.89	45.45	51.74	4.9	-16.2	-12.1	1,810	262	181,399	58,409
Slovakia	72.4	71.6	67.96	63.96	49.22	45.81	1.1	6.2	7.4	66.5	65.6	72.82	60.61	48.45	39.74	1.5	20.1	21.9	330	31	18,952	3,601
Spain	76.7	77.7	104.47	101.27	80.15	78.65	-1.2	3.2	1.9	76.2	75.5	106.43	101.35	81.14	76.53	1.0	5.0	6.0	6,230	834	664,654	142,116
Switzerland	68.3	68.3	149.11	150.37	101.81	102.71	-0.0	-0.8	-0.9	68.7	68.6	172.15	165.52	118.25	113.47	0.2	4.0	4.2	2,484	380	110,670	39,148
Turkey	72.3	68.1	64.92	61.15	46.94	41.67	6.1	6.2	12.6	68.5	66.8	70.49	63.45	48.28	42.37	2.6	11.1	13.9	1,828	336	288,381	57,740
United Kingdom	81.5	82.4	95.83	97.15	78.07	80.01	-1.1	-1.4	-2.4	78.3	78.5	94.76	93.88	74.19	73.74	-0.3	0.9	0.6	14,811	3,877	676,201	414,356

The STR Hotel Review Report is a publication of STR, Inc. and STR Global, Ltd., and is intended solely for use by paid subscribers. Reproduction or distribution of the STR Hotel Review Report, in whole or part, without written permission is prohibited and subject to legal action. If you have received this report and are NOT a subscriber to the STR Hotel Review Report, please contact us immediately. Source: 2019 STR, Inc. / STR Global, Ltd. trading as "STR".

Country Performance (Data in US Dollars)

For the Month of: October 2019

	October 2019 vs October 2018									Year to Date - October 2019 vs October 2018									Participation			
	Occ (%)		ADR		RevPAR		Percent Change from October 2018			Occ (%)		ADR		RevPAR		Percent Change from YTD 2018			Properties		Rooms	
	2019	2018	2019	2018	2019	2018	Occ	ADR	RevPAR	2019	2018	2019	2018	2019	2018	Occ	ADR	RevPAR	Census	Sample	Census	Sample
Europe	76.8	76.6	128.55	129.05	98.70	98.84	0.2	-0.4	-0.1	73.3	73.0	127.85	132.64	93.68	96.89	0.3	-3.6	-3.3	73,601	12,906	5,117,973	1,696,824
Countries																						
Austria	80.7	81.9	119.61	124.02	96.48	101.60	-1.5	-3.6	-5.0	76.2	75.0	122.19	120.67	93.10	90.55	1.5	1.3	2.8	2,052	211	118,465	33,870
Belgium	81.0	80.1	134.97	133.67	109.35	107.06	1.2	1.0	2.1	74.0	73.6	124.29	125.16	91.99	92.13	0.5	-0.7	-0.2	991	175	55,782	24,406
Bulgaria	70.9	70.7	92.49	89.32	65.61	63.13	0.4	3.6	3.9	61.3	63.9	89.15	92.82	54.68	59.29	-4.0	-4.0	-7.8	527	17	60,495	2,643
Croatia	64.0	68.6	119.66	119.42	76.63	81.88	-6.6	0.2	-6.4	63.0	68.3	163.99	171.85	103.38	117.30	-7.6	-4.6	-11.9	424	21	56,018	4,971
Czech Republic	82.0	82.4	106.60	104.90	87.38	86.41	-0.5	1.6	1.1	75.7	74.5	96.15	99.59	72.77	74.23	1.5	-3.4	-2.0	1,012	139	62,660	20,032
Estonia	69.1	68.2	95.03	89.02	65.62	60.71	1.3	6.7	8.1	72.4	71.8	103.33	99.78	74.85	71.69	0.8	3.6	4.4	152	11	12,087	2,468
Finland	68.0	65.3	127.60	115.33	86.76	75.36	4.1	10.6	15.1	63.3	65.3	122.28	121.87	77.44	79.56	-3.0	0.3	-2.7	581	103	49,258	18,116
France	72.7	73.2	142.40	148.40	103.58	108.58	-0.6	-4.0	-4.6	69.8	69.8	144.08	148.52	100.62	103.70	0.0	-3.0	-3.0	9,123	1,926	546,754	156,285
Germany	77.0	76.2	126.02	127.75	97.00	97.36	1.0	-1.3	-0.4	72.2	72.0	116.04	122.26	83.79	88.09	0.2	-5.1	-4.9	10,446	1,585	677,484	267,281
Greece	73.6	73.0	141.50	135.20	104.17	98.64	0.9	4.7	5.6	71.3	73.1	165.79	159.32	118.22	116.44	-2.4	4.1	1.5	1,951	109	176,906	17,303
Hungary	83.8	84.1	106.30	105.41	89.07	88.67	-0.4	0.8	0.5	78.5	79.4	99.62	100.28	78.17	79.65	-1.2	-0.7	-1.9	718	81	49,116	14,436
Ireland	81.1	83.1	143.11	148.46	116.09	123.31	-2.3	-3.6	-5.9	80.3	80.6	147.74	156.53	118.61	126.11	-0.4	-5.6	-6.0	1,128	246	68,282	32,938
Israel	69.7	81.3	271.69	232.80	189.29	189.26	-14.3	16.7	0.0	72.3	69.4	241.09	221.87	174.31	153.88	4.2	8.7	13.3	386	91	51,747	20,108
Italy	80.0	77.0	166.12	166.26	132.89	128.02	3.9	-0.1	3.8	71.8	71.1	170.22	175.84	122.26	124.95	1.1	-3.2	-2.1	6,527	784	371,084	88,390
Latvia	66.0	69.6	69.47	71.22	45.88	49.57	-5.1	-2.5	-7.4	69.4	71.3	82.73	86.69	57.40	61.79	-2.6	-4.6	-7.1	135	29	9,891	3,860
Lithuania	63.3	61.9	68.11	70.94	43.09	43.91	2.2	-4.0	-1.9	66.2	67.6	69.65	75.71	46.08	51.15	-2.1	-8.0	-9.9	148	32	9,336	4,012
Malta	90.2	87.6	167.84	169.51	151.43	148.43	3.0	-1.0	2.0	78.2	78.6	163.17	171.66	127.61	134.97	-0.5	-4.9	-5.5	147	17	19,234	4,368
Netherlands	80.9	80.0	140.81	146.38	113.87	117.06	1.1	-3.8	-2.7	77.0	76.7	138.79	147.66	106.82	113.22	0.4	-6.0	-5.7	2,103	410	128,353	62,376
Poland	74.1	76.5	79.78	78.74	59.09	60.21	-3.1	1.3	-1.9	71.3	71.7	77.64	80.82	55.38	57.92	-0.5	-3.9	-4.4	1,059	254	85,498	38,787
Portugal	76.5	76.3	131.59	120.60	100.69	92.06	0.2	9.1	9.4	71.4	71.9	132.05	134.53	94.22	96.73	-0.8	-1.8	-2.6	1,486	205	124,406	28,797
Romania	75.1	76.6	88.59	82.93	66.54	63.51	-1.9	6.8	4.8	70.1	68.9	84.83	80.31	59.43	55.33	1.7	5.6	7.4	383	68	29,830	9,656
Russia	71.1	66.8	83.28	76.42	59.23	51.08	6.4	9.0	16.0	67.1	64.0	85.63	107.67	57.46	68.87	4.9	-20.5	-16.6	1,810	262	181,399	58,409
Slovakia	72.4	71.6	87.52	81.59	63.39	58.43	1.1	7.3	8.5	66.5	65.6	92.24	81.02	61.38	53.13	1.5	13.8	15.5	330	31	18,952	3,601
Spain	76.7	77.7	134.55	129.18	103.22	100.33	-1.2	4.2	2.9	76.2	75.5	134.40	135.10	102.46	102.02	1.0	-0.5	0.4	6,230	834	664,654	142,116
Switzerland	68.3	68.3	192.04	191.81	131.13	131.01	-0.0	0.1	0.1	68.7	68.6	218.12	221.74	149.83	152.02	0.2	-1.6	-1.4	2,484	380	110,670	39,148
Turkey	72.3	68.1	83.61	78.00	60.45	53.15	6.1	7.2	13.7	68.5	66.8	88.86	84.66	60.86	56.53	2.6	5.0	7.7	1,828	336	288,381	57,740
United Kingdom	81.5	82.4	123.43	123.93	100.55	102.06	-1.1	-0.4	-1.5	78.3	78.5	120.00	125.34	93.94	98.46	-0.3	-4.3	-4.6	14,811	3,877	676,201	414,356

The STR Hotel Review Report is a publication of STR, Inc. and STR Global, Ltd., and is intended solely for use by paid subscribers. Reproduction or distribution of the STR Hotel Review Report, in whole or part, without written permission is prohibited and subject to legal action. If you have received this report and are NOT a subscriber to the STR Hotel Review Report, please contact us immediately. Source: 2019 STR, Inc. / STR Global, Ltd. trading as "STR".

Market Performance (Data in Local Currency)

For the Month of: October 2019

Markets	October 2019 vs October 2018										October 2019		Year to Date - October 2019 vs October 2018										Participation			
	Occ (%)		ADR		RevPAR		Percent Change from October 2018			Currency ISO Code	Exchange Rate to USD	Occ (%)		ADR		RevPAR		Percent Change from YTD 2018			Properties		Rooms			
	2019	2018	2019	2018	2019	2018	Occ	ADR	RevPAR			2019	2018	2019	2018	2019	2018	Occ	ADR	RevPAR	Census	Sample	Census	Sample		
Amsterdam	86.2	85.1	153.82	158.96	132.55	135.29	1.2	-3.2	-2.0	EUR	0.89922	83.0	83.0	150.54	153.67	124.90	127.50	-0.0	-2.0	-2.0	413	163	43,110	31,692		
Athens	80.4	82.0	141.16	129.36	113.45	106.10	-2.0	9.1	6.9	EUR	0.89922	74.6	76.6	141.87	126.90	105.86	97.17	-2.6	11.8	8.9	240	57	20,555	9,170		
Baku	68.0	55.4	178.73	178.01	121.47	98.66	22.6	0.4	23.1	AZN	1.7	64.1	63.5	188.51	192.30	120.79	122.13	0.9	-2.0	-1.1	62	15	5,951	3,472		
Barcelona	83.4	85.1	155.88	142.90	129.99	121.55	-2.0	9.1	6.9	EUR	0.89922	81.5	78.6	150.42	138.69	122.65	108.98	3.8	8.5	12.5	796	174	72,544	25,208		
Belgrade	79.3	72.1	11113.84	10198.68	8812.00	7350.74	10.0	9.0	19.9	RSD	105.63591	65.9	62.4	9788.59	9999.69	6453.81	6235.20	5.7	-2.1	3.5	120	16	7,666	2,444		
Berlin	84.0	83.6	104.50	109.51	87.76	91.57	0.4	-4.6	-4.2	EUR	0.89922	80.0	78.7	100.19	100.40	80.12	78.97	1.7	-0.2	1.5	681	244	73,452	49,274		
Bratislava	73.8	73.1	76.70	71.71	56.60	52.44	0.9	7.0	7.9	EUR	0.89922	67.6	66.8	81.77	67.63	55.25	45.16	1.2	20.9	22.3	70	25	5,109	3,031		
Brussels	81.4	81.4	135.16	130.86	109.99	106.56	-0.1	3.3	3.2	EUR	0.89922	73.8	72.5	120.63	114.03	88.97	82.69	1.7	5.8	7.6	246	88	22,636	14,988		
Bucharest	79.2	82.4	433.17	398.85	343.07	328.78	-3.9	8.6	4.3	RON	4.27806	74.6	74.2	412.84	362.91	308.04	269.20	0.6	13.8	14.4	105	33	10,268	5,961		
Budapest	84.9	85.5	32517.19	31185.68	27595.34	26661.10	-0.7	4.3	3.5	HUF	296.38348	78.8	80.1	30084.92	28145.46	23696.49	22551.94	-1.7	6.9	5.1	258	74	23,100	13,353		
Copenhagen	79.3	78.5	977.83	953.09	775.43	748.41	1.0	2.6	3.6	DKK	6.71799	78.3	80.4	1014.25	1031.98	794.64	830.07	-2.6	-1.7	-4.3	126	36	20,460	8,279		
Dublin	85.3	89.3	141.89	146.14	121.08	130.56	-4.5	-2.9	-7.3	EUR	0.89922	84.5	85.4	145.05	147.25	122.54	125.74	-1.1	-1.5	-2.5	230	111	23,633	18,856		
Edinburgh	85.6	87.4	88.31	91.91	75.58	80.30	-2.0	-3.9	-5.9	GBP	0.77644	82.7	83.3	104.99	106.14	86.79	88.42	-0.8	-1.1	-1.8	239	122	16,344	13,900		
Frankfurt Centre	72.2	74.2	121.30	128.20	87.52	95.12	-2.8	-5.4	-8.0	EUR	0.89922	68.8	70.4	117.62	122.53	80.97	86.25	-2.2	-4.0	-6.1	176	82	23,431	17,088		
Geneva Area	71.5	73.4	235.56	240.70	168.50	176.78	-2.6	-2.1	-4.7	CHF	0.99207	72.8	72.8	266.55	263.12	194.04	191.63	-0.0	1.3	1.3	110	45	9,985	6,380		
Helsinki	75.1	72.6	127.59	109.85	95.79	79.75	3.4	16.2	20.1	EUR	0.89922	70.0	72.0	119.39	110.28	83.57	79.36	-2.7	8.3	5.3	94	54	14,788	10,254		
Istanbul	79.6	74.2	585.09	545.65	465.87	404.93	7.3	7.2	15.0	TRY	5.73327	75.1	71.8	580.38	479.87	435.66	344.77	4.5	20.9	26.4	547	168	61,021	31,343		
Lisbon	87.7	86.6	142.18	133.56	124.66	115.71	1.2	6.5	7.7	EUR	0.89922	78.4	80.0	128.03	124.10	100.36	99.27	-2.0	3.2	1.1	212	64	21,437	10,049		
London	87.6	89.2	161.21	158.98	141.29	141.85	-1.8	1.4	-0.4	GBP	0.77644	83.6	83.4	153.86	148.00	128.70	123.42	0.3	4.0	4.3	1,662	717	142,446	107,230		
Madrid	84.9	86.0	144.45	137.92	122.57	118.65	-1.4	4.7	3.3	EUR	0.89922	76.2	74.7	120.30	108.75	91.61	81.27	1.9	10.6	12.7	519	180	53,656	26,762		
Manchester	82.8	83.7	77.61	80.63	64.24	67.48	-1.1	-3.7	-4.8	GBP	0.77644	78.7	78.0	75.14	73.97	59.17	57.72	0.9	1.6	2.5	288	159	25,321	20,322		
Milan	84.4	80.7	156.08	141.26	131.73	114.07	4.5	10.5	15.5	EUR	0.89922	73.8	71.6	151.78	144.37	111.96	103.36	3.0	5.1	8.3	421	139	34,882	19,733		
Moscow	78.7	76.3	6146.52	6008.80	4836.21	4583.15	3.2	2.3	5.5	RUB	63.91616	75.5	73.8	5730.37	7694.73	4328.15	5678.11	2.4	-25.5	-23.8	324	94	51,131	24,929		
Paris	83.1	85.3	230.39	245.16	191.56	209.01	-2.5	-6.0	-8.3	EUR	0.89922	77.4	79.7	221.23	217.97	171.28	173.63	-2.8	1.5	-1.4	1,189	358	74,580	31,489		
Prague	86.7	86.4	2680.45	2571.76	2322.95	2221.37	0.3	4.2	4.6	CZK	22.95406	79.4	78.9	2418.92	2352.84	1920.86	1855.46	0.7	2.8	3.5	520	101	36,198	14,948		
Riga	66.6	71.2	62.88	62.50	41.89	44.50	-6.4	0.6	-5.9	EUR	0.89922	70.6	72.3	72.02	71.67	50.85	51.85	-2.4	0.5	-1.9	104	28	8,010	3,782		
Rome	85.4	83.8	175.87	176.03	150.18	147.58	1.9	-0.1	1.8	EUR	0.89922	73.9	74.2	157.16	153.92	116.16	114.27	-0.4	2.1	1.7	530	118	42,127	16,958		
Saint Petersburg	73.4	66.4	4774.87	4534.33	3502.92	3009.29	10.5	5.3	16.4	RUB	63.91616	69.4	62.3	6775.68	7313.74	4702.89	4558.82	11.4	-7.4	3.2	245	43	23,637	11,148		
Sofia	74.6	72.6	173.37	162.03	129.26	117.58	2.7	7.0	9.9	BGN	1.7587	62.5	64.4	161.85	159.48	101.14	102.72	-3.0	1.5	-1.5	86	13	7,413	2,171		
Tallinn	69.1	68.2	85.45	78.34	59.01	53.43	1.3	9.1	10.4	EUR	0.89922	72.4	71.8	92.44	84.53	66.93	60.71	0.8	9.4	10.2	74	11	7,371	2,468		
Tel Aviv	68.7	87.9	1009.07	1078.39	693.30	947.71	-21.8	-6.4	-26.8	ILS	3.52715	75.7	75.9	968.10	942.03	733.33	714.91	-0.2	2.8	2.6	67	22	8,092	5,133		
Vienna	83.8	86.0	111.38	114.59	93.33	98.60	-2.6	-2.8	-5.3	EUR	0.89922	77.9	76.4	107.45	99.43	83.72	76.00	1.9	8.1	10.2	380	130	35,931	23,895		
Vilnius	64.0	63.1	64.09	66.21	41.00	41.78	1.4	-3.2	-1.9	EUR	0.89922	65.7	67.9	64.92	68.41	42.63	46.46	-3.3	-5.1	-8.2	64	26	5,187	3,267		
Warsaw	78.2	80.6	348.92	350.03	272.84	282.21	-3.0	-0.3	-3.3	PLN	3.8332	73.6	76.0	324.06	322.78	238.55	245.23	-3.1	0.4	-2.7	112	63	17,583	13,926		
Zurich	77.9	77.2	219.05	224.28	170.65	173.17	0.9	-2.3	-1.5	CHF	0.99207	76.1	76.3	229.70	230.10	174.83	175.63	-0.3	-0.2	-0.5	118	65	9,546	7,455		

The STR Hotel Review Report is a publication of STR, Inc. and STR Global, Ltd., and is intended solely for use by paid subscribers. Reproduction or distribution of the STR Hotel Review Report, in whole or part, without written permission is prohibited and subject to legal action. If you have received this report and are NOT a subscriber to the STR Hotel Review Report, please contact us immediately. Source: 2019 STR, Inc. / STR Global, Ltd. trading as "STR".

Market Performance (Data in Euros)

For the Month of: October 2019

	October 2019 vs October 2018									Year to Date - October 2019 vs October 2018									Participation			
	Occ (%)		ADR		RevPAR		Percent Change from October 2018			Occ (%)		ADR		RevPAR		Percent Change from YTD 2018			Properties		Rooms	
	2019	2018	2019	2018	2019	2018	Occ	ADR	RevPAR	2019	2018	2019	2018	2019	2018	Occ	ADR	RevPAR	Occ	Sample	Census	Sample
Europe	76.8	76.6	115.60	113.57	88.75	86.98	0.2	1.8	2.0	73.3	73.0	114.40	112.27	83.83	82.01	0.3	1.9	2.2	73,601	12,906	5,117,973	1,696,824
Markets																						
Amsterdam	86.2	85.1	153.82	158.96	132.55	135.29	1.2	-3.2	-2.0	83.0	83.0	150.54	153.67	124.90	127.50	-0.0	-2.0	-2.0	413	163	43,110	31,692
Athens	80.4	82.0	141.16	129.36	113.45	106.10	-2.0	9.1	6.9	74.6	76.6	141.87	126.90	105.86	97.17	-2.6	11.8	8.9	240	57	20,555	9,170
Baku	68.0	55.4	94.54	92.08	64.25	51.03	22.6	2.7	25.9	64.1	63.5	99.23	95.40	63.59	60.59	0.9	4.0	4.9	62	15	5,951	3,472
Barcelona	83.4	85.1	155.88	142.90	129.99	121.55	-2.0	9.1	6.9	81.5	78.6	150.42	138.69	122.65	108.98	3.8	8.5	12.5	796	174	72,544	25,208
Belgrade	79.3	72.1	94.61	86.27	75.01	62.18	10.0	9.7	20.6	65.9	62.4	83.09	84.58	54.78	52.74	5.7	-1.8	3.9	120	16	7,666	2,444
Berlin	84.0	83.6	104.50	109.51	87.76	91.57	0.4	-4.6	-4.2	80.0	78.7	100.19	100.40	80.12	78.97	1.7	-0.2	1.5	681	244	73,452	49,274
Bratislava	73.8	73.1	76.70	71.71	56.60	52.44	0.9	7.0	7.9	67.6	66.8	81.77	67.63	55.25	45.16	1.2	20.9	22.3	70	25	5,109	3,031
Brussels	81.4	81.4	135.16	130.86	109.99	106.56	-0.1	3.3	3.2	73.8	72.5	120.63	114.03	88.97	82.69	1.7	5.8	7.6	246	88	22,636	14,988
Bucharest	79.2	82.4	91.05	85.49	72.11	70.47	-3.9	6.5	2.3	74.6	74.2	86.93	77.99	64.87	57.86	0.6	11.5	12.1	105	33	10,268	5,961
Budapest	84.9	85.5	98.66	96.05	83.72	82.11	-0.7	2.7	2.0	78.8	80.1	92.19	87.72	72.61	70.29	-1.7	5.1	3.3	258	74	23,100	13,353
Copenhagen	79.3	78.5	130.89	127.73	103.79	100.30	1.0	2.5	3.5	78.3	80.4	135.87	138.49	106.45	111.39	-2.6	-1.9	-4.4	126	36	20,460	8,279
Dublin	85.3	89.3	141.89	146.14	121.08	130.56	-4.5	-2.9	-7.3	84.5	85.4	145.05	147.25	122.54	125.74	-1.1	-1.5	-2.5	230	111	23,633	18,856
Edinburgh	85.6	87.4	102.27	103.17	87.53	90.14	-2.0	-0.9	-2.9	82.7	83.3	118.46	119.72	97.92	99.73	-0.8	-1.1	-1.8	239	122	16,344	13,900
Frankfurt Centre	72.2	74.2	121.30	128.20	87.52	95.12	-2.8	-5.4	-8.0	68.8	70.4	117.62	122.53	80.97	86.25	-2.2	-4.0	-6.1	176	82	23,431	17,088
Geneva Area	71.5	73.4	213.52	211.16	152.73	155.08	-2.6	1.1	-1.5	72.8	72.8	239.53	227.67	174.38	165.81	-0.0	5.2	5.2	110	45	9,985	6,380
Helsinki	75.1	72.6	127.59	109.85	95.79	79.75	3.4	16.2	20.1	70.0	72.0	119.39	110.28	83.57	79.36	-2.7	8.3	5.3	94	54	14,788	10,254
Istanbul	79.6	74.2	91.77	87.11	73.07	64.64	7.3	5.3	13.0	75.1	71.8	91.21	82.76	68.47	59.46	4.5	10.2	15.1	547	168	61,021	31,343
Lisbon	87.7	86.6	142.18	133.56	124.66	115.71	1.2	6.5	7.7	78.4	80.0	128.03	124.10	100.36	99.27	-2.0	3.2	1.1	212	64	21,437	10,049
London	87.6	89.2	186.70	178.47	163.64	159.23	-1.8	4.6	2.8	83.6	83.4	174.29	167.13	145.78	139.37	0.3	4.3	4.6	1,662	717	142,446	107,230
Madrid	84.9	86.0	144.45	137.92	122.57	118.65	-1.4	4.7	3.3	76.2	74.7	120.30	108.75	91.61	81.27	1.9	10.6	12.7	519	180	53,656	26,762
Manchester	82.8	83.7	89.89	90.51	74.40	75.75	-1.1	-0.7	-1.8	78.7	78.0	85.26	83.56	67.14	65.21	0.9	2.0	3.0	288	159	25,321	20,322
Milan	84.4	80.7	156.08	141.26	131.73	114.07	4.5	10.5	15.5	73.8	71.6	151.78	144.37	111.96	103.36	3.0	5.1	8.3	421	139	34,882	19,733
Moscow	78.7	76.3	86.47	80.50	68.04	61.40	3.2	7.4	10.8	75.5	73.8	79.16	104.82	59.79	77.35	2.4	-24.5	-22.7	324	94	51,131	24,929
Paris	83.1	85.3	230.39	245.16	191.56	209.01	-2.5	-6.0	-8.3	77.4	79.7	221.23	217.97	171.28	173.63	-2.8	1.5	-1.4	1,189	358	74,580	31,489
Prague	86.7	86.4	105.01	99.37	91.00	85.83	0.3	5.7	6.0	79.4	78.9	94.09	91.57	74.72	72.22	0.7	2.8	3.5	520	101	36,198	14,948
Riga	66.6	71.2	62.88	62.50	41.89	44.50	-6.4	0.6	-5.9	70.6	72.3	72.02	71.67	50.85	51.85	-2.4	0.5	-1.9	104	28	8,010	3,782
Rome	85.4	83.8	175.87	176.03	150.18	147.58	1.9	-0.1	1.8	73.9	74.2	157.16	153.92	116.16	114.27	-0.4	2.1	1.7	530	118	42,127	16,958
Saint Petersburg	73.4	66.4	67.18	60.74	49.28	40.31	10.5	10.6	22.2	69.4	62.3	93.98	99.09	65.23	61.77	11.4	-5.2	5.6	245	43	23,637	11,148
Sofia	74.6	72.6	88.64	82.84	66.09	60.12	2.7	7.0	9.9	62.5	64.4	82.75	81.53	51.71	52.51	-3.0	1.5	-1.5	86	13	7,413	2,171
Tallinn	69.1	68.2	85.45	78.34	59.01	53.43	1.3	9.1	10.4	72.4	71.8	92.44	84.53	66.93	60.71	0.8	9.4	10.2	74	11	7,371	2,468
Tel Aviv	68.7	87.9	257.26	255.94	176.75	224.93	-21.8	0.5	-21.4	75.7	75.9	242.47	221.66	183.67	168.22	-0.2	9.4	9.2	67	22	8,092	5,133
Vienna	83.8	86.0	111.38	114.59	93.33	98.60	-2.6	-2.8	-5.3	77.9	76.4	107.45	99.43	83.72	76.00	1.9	8.1	10.2	380	130	35,931	23,895
Vilnius	64.0	63.1	64.09	66.21	41.00	41.78	1.4	-3.2	-1.9	65.7	67.9	64.92	68.41	42.63	46.46	-3.3	-5.1	-8.2	64	26	5,187	3,267
Warsaw	78.2	80.6	81.85	80.85	64.00	65.19	-3.0	1.2	-1.8	73.6	76.0	75.26	75.59	55.40	57.43	-3.1	-0.4	-3.5	112	63	17,583	13,926
Zurich	77.9	77.2	198.55	196.75	154.68	151.92	0.9	0.9	1.8	76.1	76.3	206.57	199.22	157.22	152.06	-0.3	3.7	3.4	118	65	9,546	7,455

The STR Hotel Review Report is a publication of STR, Inc. and STR Global, Ltd., and is intended solely for use by paid subscribers. Reproduction or distribution of the STR Hotel Review Report, in whole or part, without written permission is prohibited and subject to legal action. If you have received this report and are NOT a subscriber to the STR Hotel Review Report, please contact us immediately. Source: 2019 STR, Inc. / STR Global, Ltd. trading as "STR".

Market Performance (Data in British Pounds)

For the Month of: October 2019

	October 2019 vs October 2018									Year to Date - October 2019 vs October 2018									Participation																																																																																																																																																																																																																																																																																																																																																																																																																																																																																																																																																																																																																																																																																																																																																																																																																																									
	Occ (%)		ADR		RevPAR		Percent Change from October 2018			Occ (%)		ADR		RevPAR		Percent Change from YTD 2018			Properties		Rooms																																																																																																																																																																																																																																																																																																																																																																																																																																																																																																																																																																																																																																																																																																																																																																																																																																							
	2019	2018	2019	2018	2019	2018	Occ	ADR	RevPAR	2019	2018	2019	2018	2019	2018	Occ	ADR	RevPAR	Occ	Sample	Census	Sample																																																																																																																																																																																																																																																																																																																																																																																																																																																																																																																																																																																																																																																																																																																																																																																																																																						
Europe	76.8	76.6	99.81	101.17	76.63	77.48	0.2	-1.3	-1.1	73.3	73.0	101.06	99.43	74.06	72.63	0.3	1.6	2.0	73,601	12,906	5,117,973	1,696,824																																																																																																																																																																																																																																																																																																																																																																																																																																																																																																																																																																																																																																																																																																																																																																																																																																						
Markets																								Amsterdam	86.2	85.1	132.81	141.60	114.45	120.52	1.2	-6.2	-5.0	83.0	83.0	132.78	136.04	110.16	112.87	-0.0	-2.4	-2.4	413	163	43,110	31,692	Athens	80.4	82.0	121.88	115.24	97.96	94.51	-2.0	5.8	3.6	74.6	76.6	125.76	112.41	93.83	86.07	-2.6	11.9	9.0	240	57	20,555	9,170	Baku	68.0	55.4	81.63	82.03	55.48	45.46	22.6	-0.5	22.0	64.1	63.5	87.62	84.47	56.15	53.65	0.9	3.7	4.7	62	15	5,951	3,472	Barcelona	83.4	85.1	134.59	127.29	112.24	108.28	-2.0	5.7	3.7	81.5	78.6	132.86	122.82	108.33	96.51	3.8	8.2	12.2	796	174	72,544	25,208	Belgrade	79.3	72.1	81.69	76.85	64.77	55.39	10.0	6.3	16.9	65.9	62.4	73.24	74.86	48.29	46.68	5.7	-2.2	3.4	120	16	7,666	2,444	Berlin	84.0	83.6	90.23	97.55	75.78	81.57	0.4	-7.5	-7.1	80.0	78.7	88.29	88.91	70.61	69.93	1.7	-0.7	1.0	681	244	73,452	49,274	Bratislava	73.8	73.1	66.23	63.88	48.87	46.72	0.9	3.7	4.6	67.6	66.8	72.16	59.86	48.76	39.98	1.2	20.6	22.0	70	25	5,109	3,031	Brussels	81.4	81.4	116.71	116.58	94.97	94.92	-0.1	0.1	0.0	73.8	72.5	106.17	100.89	78.31	73.16	1.7	5.2	7.0	246	88	22,636	14,988	Bucharest	79.2	82.4	78.62	76.15	62.27	62.78	-3.9	3.2	-0.8	74.6	74.2	76.63	69.03	57.18	51.21	0.6	11.0	11.7	105	33	10,268	5,961	Budapest	84.9	85.5	85.19	85.56	72.29	73.15	-0.7	-0.4	-1.2	78.8	80.1	81.50	77.70	64.19	62.26	-1.7	4.9	3.1	258	74	23,100	13,353	Copenhagen	79.3	78.5	113.01	113.78	89.62	89.35	1.0	-0.7	0.3	78.3	80.4	120.20	122.64	94.17	98.65	-2.6	-2.0	-4.5	126	36	20,460	8,279	Dublin	85.3	89.3	122.52	130.18	104.55	116.30	-4.5	-5.9	-10.1	84.5	85.4	128.16	130.41	108.26	111.36	-1.1	-1.7	-2.8	230	111	23,633	18,856	Edinburgh	85.6	87.4	88.31	91.91	75.58	80.30	-2.0	-3.9	-5.9	82.7	83.3	104.99	106.14	86.79	88.42	-0.8	-1.1	-1.8	239	122	16,344	13,900	Frankfurt Centre	72.2	74.2	104.74	114.20	75.57	84.73	-2.8	-8.3	-10.8	68.8	70.4	103.38	108.41	71.16	76.31	-2.2	-4.6	-6.7	176	82	23,431	17,088	Geneva Area	71.5	73.4	184.36	188.10	131.88	138.15	-2.6	-2.0	-4.5	72.8	72.8	211.37	201.43	153.88	146.70	-0.0	4.9	4.9	110	45	9,985	6,380	Helsinki	75.1	72.6	110.17	97.85	82.71	71.04	3.4	12.6	16.4	70.0	72.0	105.41	97.64	73.79	70.27	-2.7	8.0	5.0	94	54	14,788	10,254	Istanbul	79.6	74.2	79.24	77.60	63.09	57.58	7.3	2.1	9.6	75.1	71.8	80.62	73.32	60.52	52.68	4.5	10.0	14.9	547	168	61,021	31,343	Lisbon	87.7	86.6	122.77	118.98	107.64	103.07	1.2	3.2	4.4	78.4	80.0	113.04	109.88	88.61	87.90	-2.0	2.9	0.8	212	64	21,437	10,049	London	87.6	89.2	161.21	158.98	141.29	141.85	-1.8	1.4	-0.4	83.6	83.4	153.86	148.00	128.70	123.42	0.3	4.0	4.3	1,662	717	142,446	107,230	Madrid	84.9	86.0	124.72	122.86	105.83	105.69	-1.4	1.5	0.1	76.2	74.7	105.93	96.22	80.67	71.91	1.9	10.1	12.2	519	180	53,656	26,762	Manchester	82.8	83.7	77.61	80.63	64.24	67.48	-1.1	-3.7	-4.8	78.7	78.0	75.14	73.97	59.17	57.72	0.9	1.6	2.5	288	159	25,321	20,322	Milan	84.4	80.7	134.77	125.84	113.74	101.61	4.5	7.1	11.9	73.8	71.6	133.55	127.70	98.51	91.43	3.0	4.6	7.7	421	139	34,882	19,733	Moscow	78.7	76.3	74.67	71.71	58.75	54.69	3.2	4.1	7.4	75.5	73.8	69.86	92.86	52.76	68.52	2.4	-24.8	-23.0	324	94	51,131	24,929	Paris	83.1	85.3	198.94	218.39	165.41	186.19	-2.5	-8.9	-11.2	77.4	79.7	195.33	193.00	151.23	153.74	-2.8	1.2	-1.6	1,189	358	74,580	31,489	Prague	86.7	86.4	90.67	88.52	78.58	76.46	0.3	2.4	2.8	79.4	78.9	83.10	81.10	65.99	63.95	0.7	2.5	3.2	520	101	36,198	14,948	Riga	66.6	71.2	54.30	55.68	36.17	39.64	-6.4	-2.5	-8.7	70.6	72.3	63.83	63.50	45.06	45.94	-2.4	0.5	-1.9	104	28	8,010	3,782	Rome	85.4	83.8	151.86	156.81	129.67	131.47	1.9	-3.2	-1.4	73.9	74.2	138.79	136.27	102.58	101.17	-0.4	1.8	1.4	530	118	42,127	16,958	Saint Petersburg	73.4	66.4	58.00	54.11	42.55	35.91	10.5	7.2	18.5	69.4	62.3	83.60	87.74	58.02	54.69	11.4	-4.7	6.1	245	43	23,637	11,148	Sofia	74.6	72.6	76.54	73.80	57.07	53.56	2.7	3.7	6.6	62.5	64.4	72.91	72.14	45.57	46.46	-3.0	1.1	-1.9	86	13	7,413	2,171	Tallinn	69.1	68.2	73.78	69.79	50.95	47.60	1.3	5.7	7.0	72.4	71.8	81.92	74.89	59.32	53.79	0.8	9.4	10.3	74	11	7,371	2,468	Tel Aviv	68.7	87.9	222.13	227.99	152.62	200.37	-21.8	-2.6	-23.8	75.7	75.9	213.99	196.15	162.10	148.86	-0.2	9.1	8.9	67	22	8,092	5,133	Vienna	83.8	86.0	96.17	102.08	80.59	87.84	-2.6	-5.8	-8.2	77.9	76.4	94.82	88.06	73.88	67.31	1.9	7.7	9.8	380	130	35,931	23,895	Vilnius	64.0	63.1	55.34	58.98	35.40	37.22	1.4	-6.2	-4.9	65.7	67.9	57.47	60.59	37.74	41.14	-3.3	-5.1	-8.3	64	26	5,187	3,267	Warsaw	78.2	80.6	70.68	72.02	55.27	58.07	-3.0	-1.9	-4.8	73.6	76.0	66.35	66.91	48.84	50.84	-3.1	-0.8	-3.9	112	63	17,583	13,926	Zurich	77.9	77.2	171.44	175.27	133.56	135.33	0.9	-2.2	-1.3	76.1	76.3	182.52	176.43	138.92	134.66	-0.3	3.4	3.2	118	65	9,546	7,455
Amsterdam	86.2	85.1	132.81	141.60	114.45	120.52	1.2	-6.2	-5.0	83.0	83.0	132.78	136.04	110.16	112.87	-0.0	-2.4	-2.4	413	163	43,110	31,692	Athens	80.4	82.0	121.88	115.24	97.96	94.51	-2.0	5.8	3.6	74.6	76.6	125.76	112.41	93.83	86.07	-2.6	11.9	9.0	240	57	20,555	9,170	Baku	68.0	55.4	81.63	82.03	55.48	45.46	22.6	-0.5	22.0	64.1	63.5	87.62	84.47	56.15	53.65	0.9	3.7	4.7	62	15	5,951	3,472	Barcelona	83.4	85.1	134.59	127.29	112.24	108.28	-2.0	5.7	3.7	81.5	78.6	132.86	122.82	108.33	96.51	3.8	8.2	12.2	796	174	72,544	25,208	Belgrade	79.3	72.1	81.69	76.85	64.77	55.39	10.0	6.3	16.9	65.9	62.4	73.24	74.86	48.29	46.68	5.7	-2.2	3.4	120	16	7,666	2,444	Berlin	84.0	83.6	90.23	97.55	75.78	81.57	0.4	-7.5	-7.1	80.0	78.7	88.29	88.91	70.61	69.93	1.7	-0.7	1.0	681	244	73,452	49,274	Bratislava	73.8	73.1	66.23	63.88	48.87	46.72	0.9	3.7	4.6	67.6	66.8	72.16	59.86	48.76	39.98	1.2	20.6	22.0	70	25	5,109	3,031	Brussels	81.4	81.4	116.71	116.58	94.97	94.92	-0.1	0.1	0.0	73.8	72.5	106.17	100.89	78.31	73.16	1.7	5.2	7.0	246	88	22,636	14,988	Bucharest	79.2	82.4	78.62	76.15	62.27	62.78	-3.9	3.2	-0.8	74.6	74.2	76.63	69.03	57.18	51.21	0.6	11.0	11.7	105	33	10,268	5,961	Budapest	84.9	85.5	85.19	85.56	72.29	73.15	-0.7	-0.4	-1.2	78.8	80.1	81.50	77.70	64.19	62.26	-1.7	4.9	3.1	258	74	23,100	13,353	Copenhagen	79.3	78.5	113.01	113.78	89.62	89.35	1.0	-0.7	0.3	78.3	80.4	120.20	122.64	94.17	98.65	-2.6	-2.0	-4.5	126	36	20,460	8,279	Dublin	85.3	89.3	122.52	130.18	104.55	116.30	-4.5	-5.9	-10.1	84.5	85.4	128.16	130.41	108.26	111.36	-1.1	-1.7	-2.8	230	111	23,633	18,856	Edinburgh	85.6	87.4	88.31	91.91	75.58	80.30	-2.0	-3.9	-5.9	82.7	83.3	104.99	106.14	86.79	88.42	-0.8	-1.1	-1.8	239	122	16,344	13,900	Frankfurt Centre	72.2	74.2	104.74	114.20	75.57	84.73	-2.8	-8.3	-10.8	68.8	70.4	103.38	108.41	71.16	76.31	-2.2	-4.6	-6.7	176	82	23,431	17,088	Geneva Area	71.5	73.4	184.36	188.10	131.88	138.15	-2.6	-2.0	-4.5	72.8	72.8	211.37	201.43	153.88	146.70	-0.0	4.9	4.9	110	45	9,985	6,380	Helsinki	75.1	72.6	110.17	97.85	82.71	71.04	3.4	12.6	16.4	70.0	72.0	105.41	97.64	73.79	70.27	-2.7	8.0	5.0	94	54	14,788	10,254	Istanbul	79.6	74.2	79.24	77.60	63.09	57.58	7.3	2.1	9.6	75.1	71.8	80.62	73.32	60.52	52.68	4.5	10.0	14.9	547	168	61,021	31,343	Lisbon	87.7	86.6	122.77	118.98	107.64	103.07	1.2	3.2	4.4	78.4	80.0	113.04	109.88	88.61	87.90	-2.0	2.9	0.8	212	64	21,437	10,049	London	87.6	89.2	161.21	158.98	141.29	141.85	-1.8	1.4	-0.4	83.6	83.4	153.86	148.00	128.70	123.42	0.3	4.0	4.3	1,662	717	142,446	107,230	Madrid	84.9	86.0	124.72	122.86	105.83	105.69	-1.4	1.5	0.1	76.2	74.7	105.93	96.22	80.67	71.91	1.9	10.1	12.2	519	180	53,656	26,762	Manchester	82.8	83.7	77.61	80.63	64.24	67.48	-1.1	-3.7	-4.8	78.7	78.0	75.14	73.97	59.17	57.72	0.9	1.6	2.5	288	159	25,321	20,322	Milan	84.4	80.7	134.77	125.84	113.74	101.61	4.5	7.1	11.9	73.8	71.6	133.55	127.70	98.51	91.43	3.0	4.6	7.7	421	139	34,882	19,733	Moscow	78.7	76.3	74.67	71.71	58.75	54.69	3.2	4.1	7.4	75.5	73.8	69.86	92.86	52.76	68.52	2.4	-24.8	-23.0	324	94	51,131	24,929	Paris	83.1	85.3	198.94	218.39	165.41	186.19	-2.5	-8.9	-11.2	77.4	79.7	195.33	193.00	151.23	153.74	-2.8	1.2	-1.6	1,189	358	74,580	31,489	Prague	86.7	86.4	90.67	88.52	78.58	76.46	0.3	2.4	2.8	79.4	78.9	83.10	81.10	65.99	63.95	0.7	2.5	3.2	520	101	36,198	14,948	Riga	66.6	71.2	54.30	55.68	36.17	39.64	-6.4	-2.5	-8.7	70.6	72.3	63.83	63.50	45.06	45.94	-2.4	0.5	-1.9	104	28	8,010	3,782	Rome	85.4	83.8	151.86	156.81	129.67	131.47	1.9	-3.2	-1.4	73.9	74.2	138.79	136.27	102.58	101.17	-0.4	1.8	1.4	530	118	42,127	16,958	Saint Petersburg	73.4	66.4	58.00	54.11	42.55	35.91	10.5	7.2	18.5	69.4	62.3	83.60	87.74	58.02	54.69	11.4	-4.7	6.1	245	43	23,637	11,148	Sofia	74.6	72.6	76.54	73.80	57.07	53.56	2.7	3.7	6.6	62.5	64.4	72.91	72.14	45.57	46.46	-3.0	1.1	-1.9	86	13	7,413	2,171	Tallinn	69.1	68.2	73.78	69.79	50.95	47.60	1.3	5.7	7.0	72.4	71.8	81.92	74.89	59.32	53.79	0.8	9.4	10.3	74	11	7,371	2,468	Tel Aviv	68.7	87.9	222.13	227.99	152.62	200.37	-21.8	-2.6	-23.8	75.7	75.9	213.99	196.15	162.10	148.86	-0.2	9.1	8.9	67	22	8,092	5,133	Vienna	83.8	86.0	96.17	102.08	80.59	87.84	-2.6	-5.8	-8.2	77.9	76.4	94.82	88.06	73.88	67.31	1.9	7.7	9.8	380	130	35,931	23,895	Vilnius	64.0	63.1	55.34	58.98	35.40	37.22	1.4	-6.2	-4.9	65.7	67.9	57.47	60.59	37.74	41.14	-3.3	-5.1	-8.3	64	26	5,187	3,267	Warsaw	78.2	80.6	70.68	72.02	55.27	58.07	-3.0	-1.9	-4.8	73.6	76.0	66.35	66.91	48.84	50.84	-3.1	-0.8	-3.9	112	63	17,583	13,926	Zurich	77.9	77.2	171.44	175.27	133.56	135.33	0.9	-2.2	-1.3	76.1	76.3	182.52	176.43	138.92	134.66	-0.3	3.4	3.2	118	65	9,546	7,455																								
Athens	80.4	82.0	121.88	115.24	97.96	94.51	-2.0	5.8	3.6	74.6	76.6	125.76	112.41	93.83	86.07	-2.6	11.9	9.0	240	57	20,555	9,170	Baku	68.0	55.4	81.63	82.03	55.48	45.46	22.6	-0.5	22.0	64.1	63.5	87.62	84.47	56.15	53.65	0.9	3.7	4.7	62	15	5,951	3,472	Barcelona	83.4	85.1	134.59	127.29	112.24	108.28	-2.0	5.7	3.7	81.5	78.6	132.86	122.82	108.33	96.51	3.8	8.2	12.2	796	174	72,544	25,208	Belgrade	79.3	72.1	81.69	76.85	64.77	55.39	10.0	6.3	16.9	65.9	62.4	73.24	74.86	48.29	46.68	5.7	-2.2	3.4	120	16	7,666	2,444	Berlin	84.0	83.6	90.23	97.55	75.78	81.57	0.4	-7.5	-7.1	80.0	78.7	88.29	88.91	70.61	69.93	1.7	-0.7	1.0	681	244	73,452	49,274	Bratislava	73.8	73.1	66.23	63.88	48.87	46.72	0.9	3.7	4.6	67.6	66.8	72.16	59.86	48.76	39.98	1.2	20.6	22.0	70	25	5,109	3,031	Brussels	81.4	81.4	116.71	116.58	94.97	94.92	-0.1	0.1	0.0	73.8	72.5	106.17	100.89	78.31	73.16	1.7	5.2	7.0	246	88	22,636	14,988	Bucharest	79.2	82.4	78.62	76.15	62.27	62.78	-3.9	3.2	-0.8	74.6	74.2	76.63	69.03	57.18	51.21	0.6	11.0	11.7	105	33	10,268	5,961	Budapest	84.9	85.5	85.19	85.56	72.29	73.15	-0.7	-0.4	-1.2	78.8	80.1	81.50	77.70	64.19	62.26	-1.7	4.9	3.1	258	74	23,100	13,353	Copenhagen	79.3	78.5	113.01	113.78	89.62	89.35	1.0	-0.7	0.3	78.3	80.4	120.20	122.64	94.17	98.65	-2.6	-2.0	-4.5	126	36	20,460	8,279	Dublin	85.3	89.3	122.52	130.18	104.55	116.30	-4.5	-5.9	-10.1	84.5	85.4	128.16	130.41	108.26	111.36	-1.1	-1.7	-2.8	230	111	23,633	18,856	Edinburgh	85.6	87.4	88.31	91.91	75.58	80.30	-2.0	-3.9	-5.9	82.7	83.3	104.99	106.14	86.79	88.42	-0.8	-1.1	-1.8	239	122	16,344	13,900	Frankfurt Centre	72.2	74.2	104.74	114.20	75.57	84.73	-2.8	-8.3	-10.8	68.8	70.4	103.38	108.41	71.16	76.31	-2.2	-4.6	-6.7	176	82	23,431	17,088	Geneva Area	71.5	73.4	184.36	188.10	131.88	138.15	-2.6	-2.0	-4.5	72.8	72.8	211.37	201.43	153.88	146.70	-0.0	4.9	4.9	110	45	9,985	6,380	Helsinki	75.1	72.6	110.17	97.85	82.71	71.04	3.4	12.6	16.4	70.0	72.0	105.41	97.64	73.79	70.27	-2.7	8.0	5.0	94	54	14,788	10,254	Istanbul	79.6	74.2	79.24	77.60	63.09	57.58	7.3	2.1	9.6	75.1	71.8	80.62	73.32	60.52	52.68	4.5	10.0	14.9	547	168	61,021	31,343	Lisbon	87.7	86.6	122.77	118.98	107.64	103.07	1.2	3.2	4.4	78.4	80.0	113.04	109.88	88.61	87.90	-2.0	2.9	0.8	212	64	21,437	10,049	London	87.6	89.2	161.21	158.98	141.29	141.85	-1.8	1.4	-0.4	83.6	83.4	153.86	148.00	128.70	123.42	0.3	4.0	4.3	1,662	717	142,446	107,230	Madrid	84.9	86.0	124.72	122.86	105.83	105.69	-1.4	1.5	0.1	76.2	74.7	105.93	96.22	80.67	71.91	1.9	10.1	12.2	519	180	53,656	26,762	Manchester	82.8	83.7	77.61	80.63	64.24	67.48	-1.1	-3.7	-4.8	78.7	78.0	75.14	73.97	59.17	57.72	0.9	1.6	2.5	288	159	25,321	20,322	Milan	84.4	80.7	134.77	125.84	113.74	101.61	4.5	7.1	11.9	73.8	71.6	133.55	127.70	98.51	91.43	3.0	4.6	7.7	421	139	34,882	19,733	Moscow	78.7	76.3	74.67	71.71	58.75	54.69	3.2	4.1	7.4	75.5	73.8	69.86	92.86	52.76	68.52	2.4	-24.8	-23.0	324	94	51,131	24,929	Paris	83.1	85.3	198.94	218.39	165.41	186.19	-2.5	-8.9	-11.2	77.4	79.7	195.33	193.00	151.23	153.74	-2.8	1.2	-1.6	1,189	358	74,580	31,489	Prague	86.7	86.4	90.67	88.52	78.58	76.46	0.3	2.4	2.8	79.4	78.9	83.10	81.10	65.99	63.95	0.7	2.5	3.2	520	101	36,198	14,948	Riga	66.6	71.2	54.30	55.68	36.17	39.64	-6.4	-2.5	-8.7	70.6	72.3	63.83	63.50	45.06	45.94	-2.4	0.5	-1.9	104	28	8,010	3,782	Rome	85.4	83.8	151.86	156.81	129.67	131.47	1.9	-3.2	-1.4	73.9	74.2	138.79	136.27	102.58	101.17	-0.4	1.8	1.4	530	118	42,127	16,958	Saint Petersburg	73.4	66.4	58.00	54.11	42.55	35.91	10.5	7.2	18.5	69.4	62.3	83.60	87.74	58.02	54.69	11.4	-4.7	6.1	245	43	23,637	11,148	Sofia	74.6	72.6	76.54	73.80	57.07	53.56	2.7	3.7	6.6	62.5	64.4	72.91	72.14	45.57	46.46	-3.0	1.1	-1.9	86	13	7,413	2,171	Tallinn	69.1	68.2	73.78	69.79	50.95	47.60	1.3	5.7	7.0	72.4	71.8	81.92	74.89	59.32	53.79	0.8	9.4	10.3	74	11	7,371	2,468	Tel Aviv	68.7	87.9	222.13	227.99	152.62	200.37	-21.8	-2.6	-23.8	75.7	75.9	213.99	196.15	162.10	148.86	-0.2	9.1	8.9	67	22	8,092	5,133	Vienna	83.8	86.0	96.17	102.08	80.59	87.84	-2.6	-5.8	-8.2	77.9	76.4	94.82	88.06	73.88	67.31	1.9	7.7	9.8	380	130	35,931	23,895	Vilnius	64.0	63.1	55.34	58.98	35.40	37.22	1.4	-6.2	-4.9	65.7	67.9	57.47	60.59	37.74	41.14	-3.3	-5.1	-8.3	64	26	5,187	3,267	Warsaw	78.2	80.6	70.68	72.02	55.27	58.07	-3.0	-1.9	-4.8	73.6	76.0	66.35	66.91	48.84	50.84	-3.1	-0.8	-3.9	112	63	17,583	13,926	Zurich	77.9	77.2	171.44	175.27	133.56	135.33	0.9	-2.2	-1.3	76.1	76.3	182.52	176.43	138.92	134.66	-0.3	3.4	3.2	118	65	9,546	7,455																																															
Baku	68.0	55.4	81.63	82.03	55.48	45.46	22.6	-0.5	22.0	64.1	63.5	87.62	84.47	56.15	53.65	0.9	3.7	4.7	62	15	5,951	3,472	Barcelona	83.4	85.1	134.59	127.29	112.24	108.28	-2.0	5.7	3.7	81.5	78.6	132.86	122.82	108.33	96.51	3.8	8.2	12.2	796	174	72,544	25,208	Belgrade	79.3	72.1	81.69	76.85	64.77	55.39	10.0	6.3	16.9	65.9	62.4	73.24	74.86	48.29	46.68	5.7	-2.2	3.4	120	16	7,666	2,444	Berlin	84.0	83.6	90.23	97.55	75.78	81.57	0.4	-7.5	-7.1	80.0	78.7	88.29	88.91	70.61	69.93	1.7	-0.7	1.0	681	244	73,452	49,274	Bratislava	73.8	73.1	66.23	63.88	48.87	46.72	0.9	3.7	4.6	67.6	66.8	72.16	59.86	48.76	39.98	1.2	20.6	22.0	70	25	5,109	3,031	Brussels	81.4	81.4	116.71	116.58	94.97	94.92	-0.1	0.1	0.0	73.8	72.5	106.17	100.89	78.31	73.16	1.7	5.2	7.0	246	88	22,636	14,988	Bucharest	79.2	82.4	78.62	76.15	62.27	62.78	-3.9	3.2	-0.8	74.6	74.2	76.63	69.03	57.18	51.21	0.6	11.0	11.7	105	33	10,268	5,961	Budapest	84.9	85.5	85.19	85.56	72.29	73.15	-0.7	-0.4	-1.2	78.8	80.1	81.50	77.70	64.19	62.26	-1.7	4.9	3.1	258	74	23,100	13,353	Copenhagen	79.3	78.5	113.01	113.78	89.62	89.35	1.0	-0.7	0.3	78.3	80.4	120.20	122.64	94.17	98.65	-2.6	-2.0	-4.5	126	36	20,460	8,279	Dublin	85.3	89.3	122.52	130.18	104.55	116.30	-4.5	-5.9	-10.1	84.5	85.4	128.16	130.41	108.26	111.36	-1.1	-1.7	-2.8	230	111	23,633	18,856	Edinburgh	85.6	87.4	88.31	91.91	75.58	80.30	-2.0	-3.9	-5.9	82.7	83.3	104.99	106.14	86.79	88.42	-0.8	-1.1	-1.8	239	122	16,344	13,900	Frankfurt Centre	72.2	74.2	104.74	114.20	75.57	84.73	-2.8	-8.3	-10.8	68.8	70.4	103.38	108.41	71.16	76.31	-2.2	-4.6	-6.7	176	82	23,431	17,088	Geneva Area	71.5	73.4	184.36	188.10	131.88	138.15	-2.6	-2.0	-4.5	72.8	72.8	211.37	201.43	153.88	146.70	-0.0	4.9	4.9	110	45	9,985	6,380	Helsinki	75.1	72.6	110.17	97.85	82.71	71.04	3.4	12.6	16.4	70.0	72.0	105.41	97.64	73.79	70.27	-2.7	8.0	5.0	94	54	14,788	10,254	Istanbul	79.6	74.2	79.24	77.60	63.09	57.58	7.3	2.1	9.6	75.1	71.8	80.62	73.32	60.52	52.68	4.5	10.0	14.9	547	168	61,021	31,343	Lisbon	87.7	86.6	122.77	118.98	107.64	103.07	1.2	3.2	4.4	78.4	80.0	113.04	109.88	88.61	87.90	-2.0	2.9	0.8	212	64	21,437	10,049	London	87.6	89.2	161.21	158.98	141.29	141.85	-1.8	1.4	-0.4	83.6	83.4	153.86	148.00	128.70	123.42	0.3	4.0	4.3	1,662	717	142,446	107,230	Madrid	84.9	86.0	124.72	122.86	105.83	105.69	-1.4	1.5	0.1	76.2	74.7	105.93	96.22	80.67	71.91	1.9	10.1	12.2	519	180	53,656	26,762	Manchester	82.8	83.7	77.61	80.63	64.24	67.48	-1.1	-3.7	-4.8	78.7	78.0	75.14	73.97	59.17	57.72	0.9	1.6	2.5	288	159	25,321	20,322	Milan	84.4	80.7	134.77	125.84	113.74	101.61	4.5	7.1	11.9	73.8	71.6	133.55	127.70	98.51	91.43	3.0	4.6	7.7	421	139	34,882	19,733	Moscow	78.7	76.3	74.67	71.71	58.75	54.69	3.2	4.1	7.4	75.5	73.8	69.86	92.86	52.76	68.52	2.4	-24.8	-23.0	324	94	51,131	24,929	Paris	83.1	85.3	198.94	218.39	165.41	186.19	-2.5	-8.9	-11.2	77.4	79.7	195.33	193.00	151.23	153.74	-2.8	1.2	-1.6	1,189	358	74,580	31,489	Prague	86.7	86.4	90.67	88.52	78.58	76.46	0.3	2.4	2.8	79.4	78.9	83.10	81.10	65.99	63.95	0.7	2.5	3.2	520	101	36,198	14,948	Riga	66.6	71.2	54.30	55.68	36.17	39.64	-6.4	-2.5	-8.7	70.6	72.3	63.83	63.50	45.06	45.94	-2.4	0.5	-1.9	104	28	8,010	3,782	Rome	85.4	83.8	151.86	156.81	129.67	131.47	1.9	-3.2	-1.4	73.9	74.2	138.79	136.27	102.58	101.17	-0.4	1.8	1.4	530	118	42,127	16,958	Saint Petersburg	73.4	66.4	58.00	54.11	42.55	35.91	10.5	7.2	18.5	69.4	62.3	83.60	87.74	58.02	54.69	11.4	-4.7	6.1	245	43	23,637	11,148	Sofia	74.6	72.6	76.54	73.80	57.07	53.56	2.7	3.7	6.6	62.5	64.4	72.91	72.14	45.57	46.46	-3.0	1.1	-1.9	86	13	7,413	2,171	Tallinn	69.1	68.2	73.78	69.79	50.95	47.60	1.3	5.7	7.0	72.4	71.8	81.92	74.89	59.32	53.79	0.8	9.4	10.3	74	11	7,371	2,468	Tel Aviv	68.7	87.9	222.13	227.99	152.62	200.37	-21.8	-2.6	-23.8	75.7	75.9	213.99	196.15	162.10	148.86	-0.2	9.1	8.9	67	22	8,092	5,133	Vienna	83.8	86.0	96.17	102.08	80.59	87.84	-2.6	-5.8	-8.2	77.9	76.4	94.82	88.06	73.88	67.31	1.9	7.7	9.8	380	130	35,931	23,895	Vilnius	64.0	63.1	55.34	58.98	35.40	37.22	1.4	-6.2	-4.9	65.7	67.9	57.47	60.59	37.74	41.14	-3.3	-5.1	-8.3	64	26	5,187	3,267	Warsaw	78.2	80.6	70.68	72.02	55.27	58.07	-3.0	-1.9	-4.8	73.6	76.0	66.35	66.91	48.84	50.84	-3.1	-0.8	-3.9	112	63	17,583	13,926	Zurich	77.9	77.2	171.44	175.27	133.56	135.33	0.9	-2.2	-1.3	76.1	76.3	182.52	176.43	138.92	134.66	-0.3	3.4	3.2	118	65	9,546	7,455																																																																						
Barcelona	83.4	85.1	134.59	127.29	112.24	108.28	-2.0	5.7	3.7	81.5	78.6	132.86	122.82	108.33	96.51	3.8	8.2	12.2	796	174	72,544	25,208	Belgrade	79.3	72.1	81.69	76.85	64.77	55.39	10.0	6.3	16.9	65.9	62.4	73.24	74.86	48.29	46.68	5.7	-2.2	3.4	120	16	7,666	2,444	Berlin	84.0	83.6	90.23	97.55	75.78	81.57	0.4	-7.5	-7.1	80.0	78.7	88.29	88.91	70.61	69.93	1.7	-0.7	1.0	681	244	73,452	49,274	Bratislava	73.8	73.1	66.23	63.88	48.87	46.72	0.9	3.7	4.6	67.6	66.8	72.16	59.86	48.76	39.98	1.2	20.6	22.0	70	25	5,109	3,031	Brussels	81.4	81.4	116.71	116.58	94.97	94.92	-0.1	0.1	0.0	73.8	72.5	106.17	100.89	78.31	73.16	1.7	5.2	7.0	246	88	22,636	14,988	Bucharest	79.2	82.4	78.62	76.15	62.27	62.78	-3.9	3.2	-0.8	74.6	74.2	76.63	69.03	57.18	51.21	0.6	11.0	11.7	105	33	10,268	5,961	Budapest	84.9	85.5	85.19	85.56	72.29	73.15	-0.7	-0.4	-1.2	78.8	80.1	81.50	77.70	64.19	62.26	-1.7	4.9	3.1	258	74	23,100	13,353	Copenhagen	79.3	78.5	113.01	113.78	89.62	89.35	1.0	-0.7	0.3	78.3	80.4	120.20	122.64	94.17	98.65	-2.6	-2.0	-4.5	126	36	20,460	8,279	Dublin	85.3	89.3	122.52	130.18	104.55	116.30	-4.5	-5.9	-10.1	84.5	85.4	128.16	130.41	108.26	111.36	-1.1	-1.7	-2.8	230	111	23,633	18,856	Edinburgh	85.6	87.4	88.31	91.91	75.58	80.30	-2.0	-3.9	-5.9	82.7	83.3	104.99	106.14	86.79	88.42	-0.8	-1.1	-1.8	239	122	16,344	13,900	Frankfurt Centre	72.2	74.2	104.74	114.20	75.57	84.73	-2.8	-8.3	-10.8	68.8	70.4	103.38	108.41	71.16	76.31	-2.2	-4.6	-6.7	176	82	23,431	17,088	Geneva Area	71.5	73.4	184.36	188.10	131.88	138.15	-2.6	-2.0	-4.5	72.8	72.8	211.37	201.43	153.88	146.70	-0.0	4.9	4.9	110	45	9,985	6,380	Helsinki	75.1	72.6	110.17	97.85	82.71	71.04	3.4	12.6	16.4	70.0	72.0	105.41	97.64	73.79	70.27	-2.7	8.0	5.0	94	54	14,788	10,254	Istanbul	79.6	74.2	79.24	77.60	63.09	57.58	7.3	2.1	9.6	75.1	71.8	80.62	73.32	60.52	52.68	4.5	10.0	14.9	547	168	61,021	31,343	Lisbon	87.7	86.6	122.77	118.98	107.64	103.07	1.2	3.2	4.4	78.4	80.0	113.04	109.88	88.61	87.90	-2.0	2.9	0.8	212	64	21,437	10,049	London	87.6	89.2	161.21	158.98	141.29	141.85	-1.8	1.4	-0.4	83.6	83.4	153.86	148.00	128.70	123.42	0.3	4.0	4.3	1,662	717	142,446	107,230	Madrid	84.9	86.0	124.72	122.86	105.83	105.69	-1.4	1.5	0.1	76.2	74.7	105.93	96.22	80.67	71.91	1.9	10.1	12.2	519	180	53,656	26,762	Manchester	82.8	83.7	77.61	80.63	64.24	67.48	-1.1	-3.7	-4.8	78.7	78.0	75.14	73.97	59.17	57.72	0.9	1.6	2.5	288	159	25,321	20,322	Milan	84.4	80.7	134.77	125.84	113.74	101.61	4.5	7.1	11.9	73.8	71.6	133.55	127.70	98.51	91.43	3.0	4.6	7.7	421	139	34,882	19,733	Moscow	78.7	76.3	74.67	71.71	58.75	54.69	3.2	4.1	7.4	75.5	73.8	69.86	92.86	52.76	68.52	2.4	-24.8	-23.0	324	94	51,131	24,929	Paris	83.1	85.3	198.94	218.39	165.41	186.19	-2.5	-8.9	-11.2	77.4	79.7	195.33	193.00	151.23	153.74	-2.8	1.2	-1.6	1,189	358	74,580	31,489	Prague	86.7	86.4	90.67	88.52	78.58	76.46	0.3	2.4	2.8	79.4	78.9	83.10	81.10	65.99	63.95	0.7	2.5	3.2	520	101	36,198	14,948	Riga	66.6	71.2	54.30	55.68	36.17	39.64	-6.4	-2.5	-8.7	70.6	72.3	63.83	63.50	45.06	45.94	-2.4	0.5	-1.9	104	28	8,010	3,782	Rome	85.4	83.8	151.86	156.81	129.67	131.47	1.9	-3.2	-1.4	73.9	74.2	138.79	136.27	102.58	101.17	-0.4	1.8	1.4	530	118	42,127	16,958	Saint Petersburg	73.4	66.4	58.00	54.11	42.55	35.91	10.5	7.2	18.5	69.4	62.3	83.60	87.74	58.02	54.69	11.4	-4.7	6.1	245	43	23,637	11,148	Sofia	74.6	72.6	76.54	73.80	57.07	53.56	2.7	3.7	6.6	62.5	64.4	72.91	72.14	45.57	46.46	-3.0	1.1	-1.9	86	13	7,413	2,171	Tallinn	69.1	68.2	73.78	69.79	50.95	47.60	1.3	5.7	7.0	72.4	71.8	81.92	74.89	59.32	53.79	0.8	9.4	10.3	74	11	7,371	2,468	Tel Aviv	68.7	87.9	222.13	227.99	152.62	200.37	-21.8	-2.6	-23.8	75.7	75.9	213.99	196.15	162.10	148.86	-0.2	9.1	8.9	67	22	8,092	5,133	Vienna	83.8	86.0	96.17	102.08	80.59	87.84	-2.6	-5.8	-8.2	77.9	76.4	94.82	88.06	73.88	67.31	1.9	7.7	9.8	380	130	35,931	23,895	Vilnius	64.0	63.1	55.34	58.98	35.40	37.22	1.4	-6.2	-4.9	65.7	67.9	57.47	60.59	37.74	41.14	-3.3	-5.1	-8.3	64	26	5,187	3,267	Warsaw	78.2	80.6	70.68	72.02	55.27	58.07	-3.0	-1.9	-4.8	73.6	76.0	66.35	66.91	48.84	50.84	-3.1	-0.8	-3.9	112	63	17,583	13,926	Zurich	77.9	77.2	171.44	175.27	133.56	135.33	0.9	-2.2	-1.3	76.1	76.3	182.52	176.43	138.92	134.66	-0.3	3.4	3.2	118	65	9,546	7,455																																																																																													
Belgrade	79.3	72.1	81.69	76.85	64.77	55.39	10.0	6.3	16.9	65.9	62.4	73.24	74.86	48.29	46.68	5.7	-2.2	3.4	120	16	7,666	2,444	Berlin	84.0	83.6	90.23	97.55	75.78	81.57	0.4	-7.5	-7.1	80.0	78.7	88.29	88.91	70.61	69.93	1.7	-0.7	1.0	681	244	73,452	49,274	Bratislava	73.8	73.1	66.23	63.88	48.87	46.72	0.9	3.7	4.6	67.6	66.8	72.16	59.86	48.76	39.98	1.2	20.6	22.0	70	25	5,109	3,031	Brussels	81.4	81.4	116.71	116.58	94.97	94.92	-0.1	0.1	0.0	73.8	72.5	106.17	100.89	78.31	73.16	1.7	5.2	7.0	246	88	22,636	14,988	Bucharest	79.2	82.4	78.62	76.15	62.27	62.78	-3.9	3.2	-0.8	74.6	74.2	76.63	69.03	57.18	51.21	0.6	11.0	11.7	105	33	10,268	5,961	Budapest	84.9	85.5	85.19	85.56	72.29	73.15	-0.7	-0.4	-1.2	78.8	80.1	81.50	77.70	64.19	62.26	-1.7	4.9	3.1	258	74	23,100	13,353	Copenhagen	79.3	78.5	113.01	113.78	89.62	89.35	1.0	-0.7	0.3	78.3	80.4	120.20	122.64	94.17	98.65	-2.6	-2.0	-4.5	126	36	20,460	8,279	Dublin	85.3	89.3	122.52	130.18	104.55	116.30	-4.5	-5.9	-10.1	84.5	85.4	128.16	130.41	108.26	111.36	-1.1	-1.7	-2.8	230	111	23,633	18,856	Edinburgh	85.6	87.4	88.31	91.91	75.58	80.30	-2.0	-3.9	-5.9	82.7	83.3	104.99	106.14	86.79	88.42	-0.8	-1.1	-1.8	239	122	16,344	13,900	Frankfurt Centre	72.2	74.2	104.74	114.20	75.57	84.73	-2.8	-8.3	-10.8	68.8	70.4	103.38	108.41	71.16	76.31	-2.2	-4.6	-6.7	176	82	23,431	17,088	Geneva Area	71.5	73.4	184.36	188.10	131.88	138.15	-2.6	-2.0	-4.5	72.8	72.8	211.37	201.43	153.88	146.70	-0.0	4.9	4.9	110	45	9,985	6,380	Helsinki	75.1	72.6	110.17	97.85	82.71	71.04	3.4	12.6	16.4	70.0	72.0	105.41	97.64	73.79	70.27	-2.7	8.0	5.0	94	54	14,788	10,254	Istanbul	79.6	74.2	79.24	77.60	63.09	57.58	7.3	2.1	9.6	75.1	71.8	80.62	73.32	60.52	52.68	4.5	10.0	14.9	547	168	61,021	31,343	Lisbon	87.7	86.6	122.77	118.98	107.64	103.07	1.2	3.2	4.4	78.4	80.0	113.04	109.88	88.61	87.90	-2.0	2.9	0.8	212	64	21,437	10,049	London	87.6	89.2	161.21	158.98	141.29	141.85	-1.8	1.4	-0.4	83.6	83.4	153.86	148.00	128.70	123.42	0.3	4.0	4.3	1,662	717	142,446	107,230	Madrid	84.9	86.0	124.72	122.86	105.83	105.69	-1.4	1.5	0.1	76.2	74.7	105.93	96.22	80.67	71.91	1.9	10.1	12.2	519	180	53,656	26,762	Manchester	82.8	83.7	77.61	80.63	64.24	67.48	-1.1	-3.7	-4.8	78.7	78.0	75.14	73.97	59.17	57.72	0.9	1.6	2.5	288	159	25,321	20,322	Milan	84.4	80.7	134.77	125.84	113.74	101.61	4.5	7.1	11.9	73.8	71.6	133.55	127.70	98.51	91.43	3.0	4.6	7.7	421	139	34,882	19,733	Moscow	78.7	76.3	74.67	71.71	58.75	54.69	3.2	4.1	7.4	75.5	73.8	69.86	92.86	52.76	68.52	2.4	-24.8	-23.0	324	94	51,131	24,929	Paris	83.1	85.3	198.94	218.39	165.41	186.19	-2.5	-8.9	-11.2	77.4	79.7	195.33	193.00	151.23	153.74	-2.8	1.2	-1.6	1,189	358	74,580	31,489	Prague	86.7	86.4	90.67	88.52	78.58	76.46	0.3	2.4	2.8	79.4	78.9	83.10	81.10	65.99	63.95	0.7	2.5	3.2	520	101	36,198	14,948	Riga	66.6	71.2	54.30	55.68	36.17	39.64	-6.4	-2.5	-8.7	70.6	72.3	63.83	63.50	45.06	45.94	-2.4	0.5	-1.9	104	28	8,010	3,782	Rome	85.4	83.8	151.86	156.81	129.67	131.47	1.9	-3.2	-1.4	73.9	74.2	138.79	136.27	102.58	101.17	-0.4	1.8	1.4	530	118	42,127	16,958	Saint Petersburg	73.4	66.4	58.00	54.11	42.55	35.91	10.5	7.2	18.5	69.4	62.3	83.60	87.74	58.02	54.69	11.4	-4.7	6.1	245	43	23,637	11,148	Sofia	74.6	72.6	76.54	73.80	57.07	53.56	2.7	3.7	6.6	62.5	64.4	72.91	72.14	45.57	46.46	-3.0	1.1	-1.9	86	13	7,413	2,171	Tallinn	69.1	68.2	73.78	69.79	50.95	47.60	1.3	5.7	7.0	72.4	71.8	81.92	74.89	59.32	53.79	0.8	9.4	10.3	74	11	7,371	2,468	Tel Aviv	68.7	87.9	222.13	227.99	152.62	200.37	-21.8	-2.6	-23.8	75.7	75.9	213.99	196.15	162.10	148.86	-0.2	9.1	8.9	67	22	8,092	5,133	Vienna	83.8	86.0	96.17	102.08	80.59	87.84	-2.6	-5.8	-8.2	77.9	76.4	94.82	88.06	73.88	67.31	1.9	7.7	9.8	380	130	35,931	23,895	Vilnius	64.0	63.1	55.34	58.98	35.40	37.22	1.4	-6.2	-4.9	65.7	67.9	57.47	60.59	37.74	41.14	-3.3	-5.1	-8.3	64	26	5,187	3,267	Warsaw	78.2	80.6	70.68	72.02	55.27	58.07	-3.0	-1.9	-4.8	73.6	76.0	66.35	66.91	48.84	50.84	-3.1	-0.8	-3.9	112	63	17,583	13,926	Zurich	77.9	77.2	171.44	175.27	133.56	135.33	0.9	-2.2	-1.3	76.1	76.3	182.52	176.43	138.92	134.66	-0.3	3.4	3.2	118	65	9,546	7,455																																																																																																																				
Berlin	84.0	83.6	90.23	97.55	75.78	81.57	0.4	-7.5	-7.1	80.0	78.7	88.29	88.91	70.61	69.93	1.7	-0.7	1.0	681	244	73,452	49,274	Bratislava	73.8	73.1	66.23	63.88	48.87	46.72	0.9	3.7	4.6	67.6	66.8	72.16	59.86	48.76	39.98	1.2	20.6	22.0	70	25	5,109	3,031	Brussels	81.4	81.4	116.71	116.58	94.97	94.92	-0.1	0.1	0.0	73.8	72.5	106.17	100.89	78.31	73.16	1.7	5.2	7.0	246	88	22,636	14,988	Bucharest	79.2	82.4	78.62	76.15	62.27	62.78	-3.9	3.2	-0.8	74.6	74.2	76.63	69.03	57.18	51.21	0.6	11.0	11.7	105	33	10,268	5,961	Budapest	84.9	85.5	85.19	85.56	72.29	73.15	-0.7	-0.4	-1.2	78.8	80.1	81.50	77.70	64.19	62.26	-1.7	4.9	3.1	258	74	23,100	13,353	Copenhagen	79.3	78.5	113.01	113.78	89.62	89.35	1.0	-0.7	0.3	78.3	80.4	120.20	122.64	94.17	98.65	-2.6	-2.0	-4.5	126	36	20,460	8,279	Dublin	85.3	89.3	122.52	130.18	104.55	116.30	-4.5	-5.9	-10.1	84.5	85.4	128.16	130.41	108.26	111.36	-1.1	-1.7	-2.8	230	111	23,633	18,856	Edinburgh	85.6	87.4	88.31	91.91	75.58	80.30	-2.0	-3.9	-5.9	82.7	83.3	104.99	106.14	86.79	88.42	-0.8	-1.1	-1.8	239	122	16,344	13,900	Frankfurt Centre	72.2	74.2	104.74	114.20	75.57	84.73	-2.8	-8.3	-10.8	68.8	70.4	103.38	108.41	71.16	76.31	-2.2	-4.6	-6.7	176	82	23,431	17,088	Geneva Area	71.5	73.4	184.36	188.10	131.88	138.15	-2.6	-2.0	-4.5	72.8	72.8	211.37	201.43	153.88	146.70	-0.0	4.9	4.9	110	45	9,985	6,380	Helsinki	75.1	72.6	110.17	97.85	82.71	71.04	3.4	12.6	16.4	70.0	72.0	105.41	97.64	73.79	70.27	-2.7	8.0	5.0	94	54	14,788	10,254	Istanbul	79.6	74.2	79.24	77.60	63.09	57.58	7.3	2.1	9.6	75.1	71.8	80.62	73.32	60.52	52.68	4.5	10.0	14.9	547	168	61,021	31,343	Lisbon	87.7	86.6	122.77	118.98	107.64	103.07	1.2	3.2	4.4	78.4	80.0	113.04	109.88	88.61	87.90	-2.0	2.9	0.8	212	64	21,437	10,049	London	87.6	89.2	161.21	158.98	141.29	141.85	-1.8	1.4	-0.4	83.6	83.4	153.86	148.00	128.70	123.42	0.3	4.0	4.3	1,662	717	142,446	107,230	Madrid	84.9	86.0	124.72	122.86	105.83	105.69	-1.4	1.5	0.1	76.2	74.7	105.93	96.22	80.67	71.91	1.9	10.1	12.2	519	180	53,656	26,762	Manchester	82.8	83.7	77.61	80.63	64.24	67.48	-1.1	-3.7	-4.8	78.7	78.0	75.14	73.97	59.17	57.72	0.9	1.6	2.5	288	159	25,321	20,322	Milan	84.4	80.7	134.77	125.84	113.74	101.61	4.5	7.1	11.9	73.8	71.6	133.55	127.70	98.51	91.43	3.0	4.6	7.7	421	139	34,882	19,733	Moscow	78.7	76.3	74.67	71.71	58.75	54.69	3.2	4.1	7.4	75.5	73.8	69.86	92.86	52.76	68.52	2.4	-24.8	-23.0	324	94	51,131	24,929	Paris	83.1	85.3	198.94	218.39	165.41	186.19	-2.5	-8.9	-11.2	77.4	79.7	195.33	193.00	151.23	153.74	-2.8	1.2	-1.6	1,189	358	74,580	31,489	Prague	86.7	86.4	90.67	88.52	78.58	76.46	0.3	2.4	2.8	79.4	78.9	83.10	81.10	65.99	63.95	0.7	2.5	3.2	520	101	36,198	14,948	Riga	66.6	71.2	54.30	55.68	36.17	39.64	-6.4	-2.5	-8.7	70.6	72.3	63.83	63.50	45.06	45.94	-2.4	0.5	-1.9	104	28	8,010	3,782	Rome	85.4	83.8	151.86	156.81	129.67	131.47	1.9	-3.2	-1.4	73.9	74.2	138.79	136.27	102.58	101.17	-0.4	1.8	1.4	530	118	42,127	16,958	Saint Petersburg	73.4	66.4	58.00	54.11	42.55	35.91	10.5	7.2	18.5	69.4	62.3	83.60	87.74	58.02	54.69	11.4	-4.7	6.1	245	43	23,637	11,148	Sofia	74.6	72.6	76.54	73.80	57.07	53.56	2.7	3.7	6.6	62.5	64.4	72.91	72.14	45.57	46.46	-3.0	1.1	-1.9	86	13	7,413	2,171	Tallinn	69.1	68.2	73.78	69.79	50.95	47.60	1.3	5.7	7.0	72.4	71.8	81.92	74.89	59.32	53.79	0.8	9.4	10.3	74	11	7,371	2,468	Tel Aviv	68.7	87.9	222.13	227.99	152.62	200.37	-21.8	-2.6	-23.8	75.7	75.9	213.99	196.15	162.10	148.86	-0.2	9.1	8.9	67	22	8,092	5,133	Vienna	83.8	86.0	96.17	102.08	80.59	87.84	-2.6	-5.8	-8.2	77.9	76.4	94.82	88.06	73.88	67.31	1.9	7.7	9.8	380	130	35,931	23,895	Vilnius	64.0	63.1	55.34	58.98	35.40	37.22	1.4	-6.2	-4.9	65.7	67.9	57.47	60.59	37.74	41.14	-3.3	-5.1	-8.3	64	26	5,187	3,267	Warsaw	78.2	80.6	70.68	72.02	55.27	58.07	-3.0	-1.9	-4.8	73.6	76.0	66.35	66.91	48.84	50.84	-3.1	-0.8	-3.9	112	63	17,583	13,926	Zurich	77.9	77.2	171.44	175.27	133.56	135.33	0.9	-2.2	-1.3	76.1	76.3	182.52	176.43	138.92	134.66	-0.3	3.4	3.2	118	65	9,546	7,455																																																																																																																																											
Bratislava	73.8	73.1	66.23	63.88	48.87	46.72	0.9	3.7	4.6	67.6	66.8	72.16	59.86	48.76	39.98	1.2	20.6	22.0	70	25	5,109	3,031	Brussels	81.4	81.4	116.71	116.58	94.97	94.92	-0.1	0.1	0.0	73.8	72.5	106.17	100.89	78.31	73.16	1.7	5.2	7.0	246	88	22,636	14,988	Bucharest	79.2	82.4	78.62	76.15	62.27	62.78	-3.9	3.2	-0.8	74.6	74.2	76.63	69.03	57.18	51.21	0.6	11.0	11.7	105	33	10,268	5,961	Budapest	84.9	85.5	85.19	85.56	72.29	73.15	-0.7	-0.4	-1.2	78.8	80.1	81.50	77.70	64.19	62.26	-1.7	4.9	3.1	258	74	23,100	13,353	Copenhagen	79.3	78.5	113.01	113.78	89.62	89.35	1.0	-0.7	0.3	78.3	80.4	120.20	122.64	94.17	98.65	-2.6	-2.0	-4.5	126	36	20,460	8,279	Dublin	85.3	89.3	122.52	130.18	104.55	116.30	-4.5	-5.9	-10.1	84.5	85.4	128.16	130.41	108.26	111.36	-1.1	-1.7	-2.8	230	111	23,633	18,856	Edinburgh	85.6	87.4	88.31	91.91	75.58	80.30	-2.0	-3.9	-5.9	82.7	83.3	104.99	106.14	86.79	88.42	-0.8	-1.1	-1.8	239	122	16,344	13,900	Frankfurt Centre	72.2	74.2	104.74	114.20	75.57	84.73	-2.8	-8.3	-10.8	68.8	70.4	103.38	108.41	71.16	76.31	-2.2	-4.6	-6.7	176	82	23,431	17,088	Geneva Area	71.5	73.4	184.36	188.10	131.88	138.15	-2.6	-2.0	-4.5	72.8	72.8	211.37	201.43	153.88	146.70	-0.0	4.9	4.9	110	45	9,985	6,380	Helsinki	75.1	72.6	110.17	97.85	82.71	71.04	3.4	12.6	16.4	70.0	72.0	105.41	97.64	73.79	70.27	-2.7	8.0	5.0	94	54	14,788	10,254	Istanbul	79.6	74.2	79.24	77.60	63.09	57.58	7.3	2.1	9.6	75.1	71.8	80.62	73.32	60.52	52.68	4.5	10.0	14.9	547	168	61,021	31,343	Lisbon	87.7	86.6	122.77	118.98	107.64	103.07	1.2	3.2	4.4	78.4	80.0	113.04	109.88	88.61	87.90	-2.0	2.9	0.8	212	64	21,437	10,049	London	87.6	89.2	161.21	158.98	141.29	141.85	-1.8	1.4	-0.4	83.6	83.4	153.86	148.00	128.70	123.42	0.3	4.0	4.3	1,662	717	142,446	107,230	Madrid	84.9	86.0	124.72	122.86	105.83	105.69	-1.4	1.5	0.1	76.2	74.7	105.93	96.22	80.67	71.91	1.9	10.1	12.2	519	180	53,656	26,762	Manchester	82.8	83.7	77.61	80.63	64.24	67.48	-1.1	-3.7	-4.8	78.7	78.0	75.14	73.97	59.17	57.72	0.9	1.6	2.5	288	159	25,321	20,322	Milan	84.4	80.7	134.77	125.84	113.74	101.61	4.5	7.1	11.9	73.8	71.6	133.55	127.70	98.51	91.43	3.0	4.6	7.7	421	139	34,882	19,733	Moscow	78.7	76.3	74.67	71.71	58.75	54.69	3.2	4.1	7.4	75.5	73.8	69.86	92.86	52.76	68.52	2.4	-24.8	-23.0	324	94	51,131	24,929	Paris	83.1	85.3	198.94	218.39	165.41	186.19	-2.5	-8.9	-11.2	77.4	79.7	195.33	193.00	151.23	153.74	-2.8	1.2	-1.6	1,189	358	74,580	31,489	Prague	86.7	86.4	90.67	88.52	78.58	76.46	0.3	2.4	2.8	79.4	78.9	83.10	81.10	65.99	63.95	0.7	2.5	3.2	520	101	36,198	14,948	Riga	66.6	71.2	54.30	55.68	36.17	39.64	-6.4	-2.5	-8.7	70.6	72.3	63.83	63.50	45.06	45.94	-2.4	0.5	-1.9	104	28	8,010	3,782	Rome	85.4	83.8	151.86	156.81	129.67	131.47	1.9	-3.2	-1.4	73.9	74.2	138.79	136.27	102.58	101.17	-0.4	1.8	1.4	530	118	42,127	16,958	Saint Petersburg	73.4	66.4	58.00	54.11	42.55	35.91	10.5	7.2	18.5	69.4	62.3	83.60	87.74	58.02	54.69	11.4	-4.7	6.1	245	43	23,637	11,148	Sofia	74.6	72.6	76.54	73.80	57.07	53.56	2.7	3.7	6.6	62.5	64.4	72.91	72.14	45.57	46.46	-3.0	1.1	-1.9	86	13	7,413	2,171	Tallinn	69.1	68.2	73.78	69.79	50.95	47.60	1.3	5.7	7.0	72.4	71.8	81.92	74.89	59.32	53.79	0.8	9.4	10.3	74	11	7,371	2,468	Tel Aviv	68.7	87.9	222.13	227.99	152.62	200.37	-21.8	-2.6	-23.8	75.7	75.9	213.99	196.15	162.10	148.86	-0.2	9.1	8.9	67	22	8,092	5,133	Vienna	83.8	86.0	96.17	102.08	80.59	87.84	-2.6	-5.8	-8.2	77.9	76.4	94.82	88.06	73.88	67.31	1.9	7.7	9.8	380	130	35,931	23,895	Vilnius	64.0	63.1	55.34	58.98	35.40	37.22	1.4	-6.2	-4.9	65.7	67.9	57.47	60.59	37.74	41.14	-3.3	-5.1	-8.3	64	26	5,187	3,267	Warsaw	78.2	80.6	70.68	72.02	55.27	58.07	-3.0	-1.9	-4.8	73.6	76.0	66.35	66.91	48.84	50.84	-3.1	-0.8	-3.9	112	63	17,583	13,926	Zurich	77.9	77.2	171.44	175.27	133.56	135.33	0.9	-2.2	-1.3	76.1	76.3	182.52	176.43	138.92	134.66	-0.3	3.4	3.2	118	65	9,546	7,455																																																																																																																																																																		
Brussels	81.4	81.4	116.71	116.58	94.97	94.92	-0.1	0.1	0.0	73.8	72.5	106.17	100.89	78.31	73.16	1.7	5.2	7.0	246	88	22,636	14,988	Bucharest	79.2	82.4	78.62	76.15	62.27	62.78	-3.9	3.2	-0.8	74.6	74.2	76.63	69.03	57.18	51.21	0.6	11.0	11.7	105	33	10,268	5,961	Budapest	84.9	85.5	85.19	85.56	72.29	73.15	-0.7	-0.4	-1.2	78.8	80.1	81.50	77.70	64.19	62.26	-1.7	4.9	3.1	258	74	23,100	13,353	Copenhagen	79.3	78.5	113.01	113.78	89.62	89.35	1.0	-0.7	0.3	78.3	80.4	120.20	122.64	94.17	98.65	-2.6	-2.0	-4.5	126	36	20,460	8,279	Dublin	85.3	89.3	122.52	130.18	104.55	116.30	-4.5	-5.9	-10.1	84.5	85.4	128.16	130.41	108.26	111.36	-1.1	-1.7	-2.8	230	111	23,633	18,856	Edinburgh	85.6	87.4	88.31	91.91	75.58	80.30	-2.0	-3.9	-5.9	82.7	83.3	104.99	106.14	86.79	88.42	-0.8	-1.1	-1.8	239	122	16,344	13,900	Frankfurt Centre	72.2	74.2	104.74	114.20	75.57	84.73	-2.8	-8.3	-10.8	68.8	70.4	103.38	108.41	71.16	76.31	-2.2	-4.6	-6.7	176	82	23,431	17,088	Geneva Area	71.5	73.4	184.36	188.10	131.88	138.15	-2.6	-2.0	-4.5	72.8	72.8	211.37	201.43	153.88	146.70	-0.0	4.9	4.9	110	45	9,985	6,380	Helsinki	75.1	72.6	110.17	97.85	82.71	71.04	3.4	12.6	16.4	70.0	72.0	105.41	97.64	73.79	70.27	-2.7	8.0	5.0	94	54	14,788	10,254	Istanbul	79.6	74.2	79.24	77.60	63.09	57.58	7.3	2.1	9.6	75.1	71.8	80.62	73.32	60.52	52.68	4.5	10.0	14.9	547	168	61,021	31,343	Lisbon	87.7	86.6	122.77	118.98	107.64	103.07	1.2	3.2	4.4	78.4	80.0	113.04	109.88	88.61	87.90	-2.0	2.9	0.8	212	64	21,437	10,049	London	87.6	89.2	161.21	158.98	141.29	141.85	-1.8	1.4	-0.4	83.6	83.4	153.86	148.00	128.70	123.42	0.3	4.0	4.3	1,662	717	142,446	107,230	Madrid	84.9	86.0	124.72	122.86	105.83	105.69	-1.4	1.5	0.1	76.2	74.7	105.93	96.22	80.67	71.91	1.9	10.1	12.2	519	180	53,656	26,762	Manchester	82.8	83.7	77.61	80.63	64.24	67.48	-1.1	-3.7	-4.8	78.7	78.0	75.14	73.97	59.17	57.72	0.9	1.6	2.5	288	159	25,321	20,322	Milan	84.4	80.7	134.77	125.84	113.74	101.61	4.5	7.1	11.9	73.8	71.6	133.55	127.70	98.51	91.43	3.0	4.6	7.7	421	139	34,882	19,733	Moscow	78.7	76.3	74.67	71.71	58.75	54.69	3.2	4.1	7.4	75.5	73.8	69.86	92.86	52.76	68.52	2.4	-24.8	-23.0	324	94	51,131	24,929	Paris	83.1	85.3	198.94	218.39	165.41	186.19	-2.5	-8.9	-11.2	77.4	79.7	195.33	193.00	151.23	153.74	-2.8	1.2	-1.6	1,189	358	74,580	31,489	Prague	86.7	86.4	90.67	88.52	78.58	76.46	0.3	2.4	2.8	79.4	78.9	83.10	81.10	65.99	63.95	0.7	2.5	3.2	520	101	36,198	14,948	Riga	66.6	71.2	54.30	55.68	36.17	39.64	-6.4	-2.5	-8.7	70.6	72.3	63.83	63.50	45.06	45.94	-2.4	0.5	-1.9	104	28	8,010	3,782	Rome	85.4	83.8	151.86	156.81	129.67	131.47	1.9	-3.2	-1.4	73.9	74.2	138.79	136.27	102.58	101.17	-0.4	1.8	1.4	530	118	42,127	16,958	Saint Petersburg	73.4	66.4	58.00	54.11	42.55	35.91	10.5	7.2	18.5	69.4	62.3	83.60	87.74	58.02	54.69	11.4	-4.7	6.1	245	43	23,637	11,148	Sofia	74.6	72.6	76.54	73.80	57.07	53.56	2.7	3.7	6.6	62.5	64.4	72.91	72.14	45.57	46.46	-3.0	1.1	-1.9	86	13	7,413	2,171	Tallinn	69.1	68.2	73.78	69.79	50.95	47.60	1.3	5.7	7.0	72.4	71.8	81.92	74.89	59.32	53.79	0.8	9.4	10.3	74	11	7,371	2,468	Tel Aviv	68.7	87.9	222.13	227.99	152.62	200.37	-21.8	-2.6	-23.8	75.7	75.9	213.99	196.15	162.10	148.86	-0.2	9.1	8.9	67	22	8,092	5,133	Vienna	83.8	86.0	96.17	102.08	80.59	87.84	-2.6	-5.8	-8.2	77.9	76.4	94.82	88.06	73.88	67.31	1.9	7.7	9.8	380	130	35,931	23,895	Vilnius	64.0	63.1	55.34	58.98	35.40	37.22	1.4	-6.2	-4.9	65.7	67.9	57.47	60.59	37.74	41.14	-3.3	-5.1	-8.3	64	26	5,187	3,267	Warsaw	78.2	80.6	70.68	72.02	55.27	58.07	-3.0	-1.9	-4.8	73.6	76.0	66.35	66.91	48.84	50.84	-3.1	-0.8	-3.9	112	63	17,583	13,926	Zurich	77.9	77.2	171.44	175.27	133.56	135.33	0.9	-2.2	-1.3	76.1	76.3	182.52	176.43	138.92	134.66	-0.3	3.4	3.2	118	65	9,546	7,455																																																																																																																																																																																									
Bucharest	79.2	82.4	78.62	76.15	62.27	62.78	-3.9	3.2	-0.8	74.6	74.2	76.63	69.03	57.18	51.21	0.6	11.0	11.7	105	33	10,268	5,961	Budapest	84.9	85.5	85.19	85.56	72.29	73.15	-0.7	-0.4	-1.2	78.8	80.1	81.50	77.70	64.19	62.26	-1.7	4.9	3.1	258	74	23,100	13,353	Copenhagen	79.3	78.5	113.01	113.78	89.62	89.35	1.0	-0.7	0.3	78.3	80.4	120.20	122.64	94.17	98.65	-2.6	-2.0	-4.5	126	36	20,460	8,279	Dublin	85.3	89.3	122.52	130.18	104.55	116.30	-4.5	-5.9	-10.1	84.5	85.4	128.16	130.41	108.26	111.36	-1.1	-1.7	-2.8	230	111	23,633	18,856	Edinburgh	85.6	87.4	88.31	91.91	75.58	80.30	-2.0	-3.9	-5.9	82.7	83.3	104.99	106.14	86.79	88.42	-0.8	-1.1	-1.8	239	122	16,344	13,900	Frankfurt Centre	72.2	74.2	104.74	114.20	75.57	84.73	-2.8	-8.3	-10.8	68.8	70.4	103.38	108.41	71.16	76.31	-2.2	-4.6	-6.7	176	82	23,431	17,088	Geneva Area	71.5	73.4	184.36	188.10	131.88	138.15	-2.6	-2.0	-4.5	72.8	72.8	211.37	201.43	153.88	146.70	-0.0	4.9	4.9	110	45	9,985	6,380	Helsinki	75.1	72.6	110.17	97.85	82.71	71.04	3.4	12.6	16.4	70.0	72.0	105.41	97.64	73.79	70.27	-2.7	8.0	5.0	94	54	14,788	10,254	Istanbul	79.6	74.2	79.24	77.60	63.09	57.58	7.3	2.1	9.6	75.1	71.8	80.62	73.32	60.52	52.68	4.5	10.0	14.9	547	168	61,021	31,343	Lisbon	87.7	86.6	122.77	118.98	107.64	103.07	1.2	3.2	4.4	78.4	80.0	113.04	109.88	88.61	87.90	-2.0	2.9	0.8	212	64	21,437	10,049	London	87.6	89.2	161.21	158.98	141.29	141.85	-1.8	1.4	-0.4	83.6	83.4	153.86	148.00	128.70	123.42	0.3	4.0	4.3	1,662	717	142,446	107,230	Madrid	84.9	86.0	124.72	122.86	105.83	105.69	-1.4	1.5	0.1	76.2	74.7	105.93	96.22	80.67	71.91	1.9	10.1	12.2	519	180	53,656	26,762	Manchester	82.8	83.7	77.61	80.63	64.24	67.48	-1.1	-3.7	-4.8	78.7	78.0	75.14	73.97	59.17	57.72	0.9	1.6	2.5	288	159	25,321	20,322	Milan	84.4	80.7	134.77	125.84	113.74	101.61	4.5	7.1	11.9	73.8	71.6	133.55	127.70	98.51	91.43	3.0	4.6	7.7	421	139	34,882	19,733	Moscow	78.7	76.3	74.67	71.71	58.75	54.69	3.2	4.1	7.4	75.5	73.8	69.86	92.86	52.76	68.52	2.4	-24.8	-23.0	324	94	51,131	24,929	Paris	83.1	85.3	198.94	218.39	165.41	186.19	-2.5	-8.9	-11.2	77.4	79.7	195.33	193.00	151.23	153.74	-2.8	1.2	-1.6	1,189	358	74,580	31,489	Prague	86.7	86.4	90.67	88.52	78.58	76.46	0.3	2.4	2.8	79.4	78.9	83.10	81.10	65.99	63.95	0.7	2.5	3.2	520	101	36,198	14,948	Riga	66.6	71.2	54.30	55.68	36.17	39.64	-6.4	-2.5	-8.7	70.6	72.3	63.83	63.50	45.06	45.94	-2.4	0.5	-1.9	104	28	8,010	3,782	Rome	85.4	83.8	151.86	156.81	129.67	131.47	1.9	-3.2	-1.4	73.9	74.2	138.79	136.27	102.58	101.17	-0.4	1.8	1.4	530	118	42,127	16,958	Saint Petersburg	73.4	66.4	58.00	54.11	42.55	35.91	10.5	7.2	18.5	69.4	62.3	83.60	87.74	58.02	54.69	11.4	-4.7	6.1	245	43	23,637	11,148	Sofia	74.6	72.6	76.54	73.80	57.07	53.56	2.7	3.7	6.6	62.5	64.4	72.91	72.14	45.57	46.46	-3.0	1.1	-1.9	86	13	7,413	2,171	Tallinn	69.1	68.2	73.78	69.79	50.95	47.60	1.3	5.7	7.0	72.4	71.8	81.92	74.89	59.32	53.79	0.8	9.4	10.3	74	11	7,371	2,468	Tel Aviv	68.7	87.9	222.13	227.99	152.62	200.37	-21.8	-2.6	-23.8	75.7	75.9	213.99	196.15	162.10	148.86	-0.2	9.1	8.9	67	22	8,092	5,133	Vienna	83.8	86.0	96.17	102.08	80.59	87.84	-2.6	-5.8	-8.2	77.9	76.4	94.82	88.06	73.88	67.31	1.9	7.7	9.8	380	130	35,931	23,895	Vilnius	64.0	63.1	55.34	58.98	35.40	37.22	1.4	-6.2	-4.9	65.7	67.9	57.47	60.59	37.74	41.14	-3.3	-5.1	-8.3	64	26	5,187	3,267	Warsaw	78.2	80.6	70.68	72.02	55.27	58.07	-3.0	-1.9	-4.8	73.6	76.0	66.35	66.91	48.84	50.84	-3.1	-0.8	-3.9	112	63	17,583	13,926	Zurich	77.9	77.2	171.44	175.27	133.56	135.33	0.9	-2.2	-1.3	76.1	76.3	182.52	176.43	138.92	134.66	-0.3	3.4	3.2	118	65	9,546	7,455																																																																																																																																																																																																																
Budapest	84.9	85.5	85.19	85.56	72.29	73.15	-0.7	-0.4	-1.2	78.8	80.1	81.50	77.70	64.19	62.26	-1.7	4.9	3.1	258	74	23,100	13,353	Copenhagen	79.3	78.5	113.01	113.78	89.62	89.35	1.0	-0.7	0.3	78.3	80.4	120.20	122.64	94.17	98.65	-2.6	-2.0	-4.5	126	36	20,460	8,279	Dublin	85.3	89.3	122.52	130.18	104.55	116.30	-4.5	-5.9	-10.1	84.5	85.4	128.16	130.41	108.26	111.36	-1.1	-1.7	-2.8	230	111	23,633	18,856	Edinburgh	85.6	87.4	88.31	91.91	75.58	80.30	-2.0	-3.9	-5.9	82.7	83.3	104.99	106.14	86.79	88.42	-0.8	-1.1	-1.8	239	122	16,344	13,900	Frankfurt Centre	72.2	74.2	104.74	114.20	75.57	84.73	-2.8	-8.3	-10.8	68.8	70.4	103.38	108.41	71.16	76.31	-2.2	-4.6	-6.7	176	82	23,431	17,088	Geneva Area	71.5	73.4	184.36	188.10	131.88	138.15	-2.6	-2.0	-4.5	72.8	72.8	211.37	201.43	153.88	146.70	-0.0	4.9	4.9	110	45	9,985	6,380	Helsinki	75.1	72.6	110.17	97.85	82.71	71.04	3.4	12.6	16.4	70.0	72.0	105.41	97.64	73.79	70.27	-2.7	8.0	5.0	94	54	14,788	10,254	Istanbul	79.6	74.2	79.24	77.60	63.09	57.58	7.3	2.1	9.6	75.1	71.8	80.62	73.32	60.52	52.68	4.5	10.0	14.9	547	168	61,021	31,343	Lisbon	87.7	86.6	122.77	118.98	107.64	103.07	1.2	3.2	4.4	78.4	80.0	113.04	109.88	88.61	87.90	-2.0	2.9	0.8	212	64	21,437	10,049	London	87.6	89.2	161.21	158.98	141.29	141.85	-1.8	1.4	-0.4	83.6	83.4	153.86	148.00	128.70	123.42	0.3	4.0	4.3	1,662	717	142,446	107,230	Madrid	84.9	86.0	124.72	122.86	105.83	105.69	-1.4	1.5	0.1	76.2	74.7	105.93	96.22	80.67	71.91	1.9	10.1	12.2	519	180	53,656	26,762	Manchester	82.8	83.7	77.61	80.63	64.24	67.48	-1.1	-3.7	-4.8	78.7	78.0	75.14	73.97	59.17	57.72	0.9	1.6	2.5	288	159	25,321	20,322	Milan	84.4	80.7	134.77	125.84	113.74	101.61	4.5	7.1	11.9	73.8	71.6	133.55	127.70	98.51	91.43	3.0	4.6	7.7	421	139	34,882	19,733	Moscow	78.7	76.3	74.67	71.71	58.75	54.69	3.2	4.1	7.4	75.5	73.8	69.86	92.86	52.76	68.52	2.4	-24.8	-23.0	324	94	51,131	24,929	Paris	83.1	85.3	198.94	218.39	165.41	186.19	-2.5	-8.9	-11.2	77.4	79.7	195.33	193.00	151.23	153.74	-2.8	1.2	-1.6	1,189	358	74,580	31,489	Prague	86.7	86.4	90.67	88.52	78.58	76.46	0.3	2.4	2.8	79.4	78.9	83.10	81.10	65.99	63.95	0.7	2.5	3.2	520	101	36,198	14,948	Riga	66.6	71.2	54.30	55.68	36.17	39.64	-6.4	-2.5	-8.7	70.6	72.3	63.83	63.50	45.06	45.94	-2.4	0.5	-1.9	104	28	8,010	3,782	Rome	85.4	83.8	151.86	156.81	129.67	131.47	1.9	-3.2	-1.4	73.9	74.2	138.79	136.27	102.58	101.17	-0.4	1.8	1.4	530	118	42,127	16,958	Saint Petersburg	73.4	66.4	58.00	54.11	42.55	35.91	10.5	7.2	18.5	69.4	62.3	83.60	87.74	58.02	54.69	11.4	-4.7	6.1	245	43	23,637	11,148	Sofia	74.6	72.6	76.54	73.80	57.07	53.56	2.7	3.7	6.6	62.5	64.4	72.91	72.14	45.57	46.46	-3.0	1.1	-1.9	86	13	7,413	2,171	Tallinn	69.1	68.2	73.78	69.79	50.95	47.60	1.3	5.7	7.0	72.4	71.8	81.92	74.89	59.32	53.79	0.8	9.4	10.3	74	11	7,371	2,468	Tel Aviv	68.7	87.9	222.13	227.99	152.62	200.37	-21.8	-2.6	-23.8	75.7	75.9	213.99	196.15	162.10	148.86	-0.2	9.1	8.9	67	22	8,092	5,133	Vienna	83.8	86.0	96.17	102.08	80.59	87.84	-2.6	-5.8	-8.2	77.9	76.4	94.82	88.06	73.88	67.31	1.9	7.7	9.8	380	130	35,931	23,895	Vilnius	64.0	63.1	55.34	58.98	35.40	37.22	1.4	-6.2	-4.9	65.7	67.9	57.47	60.59	37.74	41.14	-3.3	-5.1	-8.3	64	26	5,187	3,267	Warsaw	78.2	80.6	70.68	72.02	55.27	58.07	-3.0	-1.9	-4.8	73.6	76.0	66.35	66.91	48.84	50.84	-3.1	-0.8	-3.9	112	63	17,583	13,926	Zurich	77.9	77.2	171.44	175.27	133.56	135.33	0.9	-2.2	-1.3	76.1	76.3	182.52	176.43	138.92	134.66	-0.3	3.4	3.2	118	65	9,546	7,455																																																																																																																																																																																																																																							
Copenhagen	79.3	78.5	113.01	113.78	89.62	89.35	1.0	-0.7	0.3	78.3	80.4	120.20	122.64	94.17	98.65	-2.6	-2.0	-4.5	126	36	20,460	8,279	Dublin	85.3	89.3	122.52	130.18	104.55	116.30	-4.5	-5.9	-10.1	84.5	85.4	128.16	130.41	108.26	111.36	-1.1	-1.7	-2.8	230	111	23,633	18,856	Edinburgh	85.6	87.4	88.31	91.91	75.58	80.30	-2.0	-3.9	-5.9	82.7	83.3	104.99	106.14	86.79	88.42	-0.8	-1.1	-1.8	239	122	16,344	13,900	Frankfurt Centre	72.2	74.2	104.74	114.20	75.57	84.73	-2.8	-8.3	-10.8	68.8	70.4	103.38	108.41	71.16	76.31	-2.2	-4.6	-6.7	176	82	23,431	17,088	Geneva Area	71.5	73.4	184.36	188.10	131.88	138.15	-2.6	-2.0	-4.5	72.8	72.8	211.37	201.43	153.88	146.70	-0.0	4.9	4.9	110	45	9,985	6,380	Helsinki	75.1	72.6	110.17	97.85	82.71	71.04	3.4	12.6	16.4	70.0	72.0	105.41	97.64	73.79	70.27	-2.7	8.0	5.0	94	54	14,788	10,254	Istanbul	79.6	74.2	79.24	77.60	63.09	57.58	7.3	2.1	9.6	75.1	71.8	80.62	73.32	60.52	52.68	4.5	10.0	14.9	547	168	61,021	31,343	Lisbon	87.7	86.6	122.77	118.98	107.64	103.07	1.2	3.2	4.4	78.4	80.0	113.04	109.88	88.61	87.90	-2.0	2.9	0.8	212	64	21,437	10,049	London	87.6	89.2	161.21	158.98	141.29	141.85	-1.8	1.4	-0.4	83.6	83.4	153.86	148.00	128.70	123.42	0.3	4.0	4.3	1,662	717	142,446	107,230	Madrid	84.9	86.0	124.72	122.86	105.83	105.69	-1.4	1.5	0.1	76.2	74.7	105.93	96.22	80.67	71.91	1.9	10.1	12.2	519	180	53,656	26,762	Manchester	82.8	83.7	77.61	80.63	64.24	67.48	-1.1	-3.7	-4.8	78.7	78.0	75.14	73.97	59.17	57.72	0.9	1.6	2.5	288	159	25,321	20,322	Milan	84.4	80.7	134.77	125.84	113.74	101.61	4.5	7.1	11.9	73.8	71.6	133.55	127.70	98.51	91.43	3.0	4.6	7.7	421	139	34,882	19,733	Moscow	78.7	76.3	74.67	71.71	58.75	54.69	3.2	4.1	7.4	75.5	73.8	69.86	92.86	52.76	68.52	2.4	-24.8	-23.0	324	94	51,131	24,929	Paris	83.1	85.3	198.94	218.39	165.41	186.19	-2.5	-8.9	-11.2	77.4	79.7	195.33	193.00	151.23	153.74	-2.8	1.2	-1.6	1,189	358	74,580	31,489	Prague	86.7	86.4	90.67	88.52	78.58	76.46	0.3	2.4	2.8	79.4	78.9	83.10	81.10	65.99	63.95	0.7	2.5	3.2	520	101	36,198	14,948	Riga	66.6	71.2	54.30	55.68	36.17	39.64	-6.4	-2.5	-8.7	70.6	72.3	63.83	63.50	45.06	45.94	-2.4	0.5	-1.9	104	28	8,010	3,782	Rome	85.4	83.8	151.86	156.81	129.67	131.47	1.9	-3.2	-1.4	73.9	74.2	138.79	136.27	102.58	101.17	-0.4	1.8	1.4	530	118	42,127	16,958	Saint Petersburg	73.4	66.4	58.00	54.11	42.55	35.91	10.5	7.2	18.5	69.4	62.3	83.60	87.74	58.02	54.69	11.4	-4.7	6.1	245	43	23,637	11,148	Sofia	74.6	72.6	76.54	73.80	57.07	53.56	2.7	3.7	6.6	62.5	64.4	72.91	72.14	45.57	46.46	-3.0	1.1	-1.9	86	13	7,413	2,171	Tallinn	69.1	68.2	73.78	69.79	50.95	47.60	1.3	5.7	7.0	72.4	71.8	81.92	74.89	59.32	53.79	0.8	9.4	10.3	74	11	7,371	2,468	Tel Aviv	68.7	87.9	222.13	227.99	152.62	200.37	-21.8	-2.6	-23.8	75.7	75.9	213.99	196.15	162.10	148.86	-0.2	9.1	8.9	67	22	8,092	5,133	Vienna	83.8	86.0	96.17	102.08	80.59	87.84	-2.6	-5.8	-8.2	77.9	76.4	94.82	88.06	73.88	67.31	1.9	7.7	9.8	380	130	35,931	23,895	Vilnius	64.0	63.1	55.34	58.98	35.40	37.22	1.4	-6.2	-4.9	65.7	67.9	57.47	60.59	37.74	41.14	-3.3	-5.1	-8.3	64	26	5,187	3,267	Warsaw	78.2	80.6	70.68	72.02	55.27	58.07	-3.0	-1.9	-4.8	73.6	76.0	66.35	66.91	48.84	50.84	-3.1	-0.8	-3.9	112	63	17,583	13,926	Zurich	77.9	77.2	171.44	175.27	133.56	135.33	0.9	-2.2	-1.3	76.1	76.3	182.52	176.43	138.92	134.66	-0.3	3.4	3.2	118	65	9,546	7,455																																																																																																																																																																																																																																																														
Dublin	85.3	89.3	122.52	130.18	104.55	116.30	-4.5	-5.9	-10.1	84.5	85.4	128.16	130.41	108.26	111.36	-1.1	-1.7	-2.8	230	111	23,633	18,856	Edinburgh	85.6	87.4	88.31	91.91	75.58	80.30	-2.0	-3.9	-5.9	82.7	83.3	104.99	106.14	86.79	88.42	-0.8	-1.1	-1.8	239	122	16,344	13,900	Frankfurt Centre	72.2	74.2	104.74	114.20	75.57	84.73	-2.8	-8.3	-10.8	68.8	70.4	103.38	108.41	71.16	76.31	-2.2	-4.6	-6.7	176	82	23,431	17,088	Geneva Area	71.5	73.4	184.36	188.10	131.88	138.15	-2.6	-2.0	-4.5	72.8	72.8	211.37	201.43	153.88	146.70	-0.0	4.9	4.9	110	45	9,985	6,380	Helsinki	75.1	72.6	110.17	97.85	82.71	71.04	3.4	12.6	16.4	70.0	72.0	105.41	97.64	73.79	70.27	-2.7	8.0	5.0	94	54	14,788	10,254	Istanbul	79.6	74.2	79.24	77.60	63.09	57.58	7.3	2.1	9.6	75.1	71.8	80.62	73.32	60.52	52.68	4.5	10.0	14.9	547	168	61,021	31,343	Lisbon	87.7	86.6	122.77	118.98	107.64	103.07	1.2	3.2	4.4	78.4	80.0	113.04	109.88	88.61	87.90	-2.0	2.9	0.8	212	64	21,437	10,049	London	87.6	89.2	161.21	158.98	141.29	141.85	-1.8	1.4	-0.4	83.6	83.4	153.86	148.00	128.70	123.42	0.3	4.0	4.3	1,662	717	142,446	107,230	Madrid	84.9	86.0	124.72	122.86	105.83	105.69	-1.4	1.5	0.1	76.2	74.7	105.93	96.22	80.67	71.91	1.9	10.1	12.2	519	180	53,656	26,762	Manchester	82.8	83.7	77.61	80.63	64.24	67.48	-1.1	-3.7	-4.8	78.7	78.0	75.14	73.97	59.17	57.72	0.9	1.6	2.5	288	159	25,321	20,322	Milan	84.4	80.7	134.77	125.84	113.74	101.61	4.5	7.1	11.9	73.8	71.6	133.55	127.70	98.51	91.43	3.0	4.6	7.7	421	139	34,882	19,733	Moscow	78.7	76.3	74.67	71.71	58.75	54.69	3.2	4.1	7.4	75.5	73.8	69.86	92.86	52.76	68.52	2.4	-24.8	-23.0	324	94	51,131	24,929	Paris	83.1	85.3	198.94	218.39	165.41	186.19	-2.5	-8.9	-11.2	77.4	79.7	195.33	193.00	151.23	153.74	-2.8	1.2	-1.6	1,189	358	74,580	31,489	Prague	86.7	86.4	90.67	88.52	78.58	76.46	0.3	2.4	2.8	79.4	78.9	83.10	81.10	65.99	63.95	0.7	2.5	3.2	520	101	36,198	14,948	Riga	66.6	71.2	54.30	55.68	36.17	39.64	-6.4	-2.5	-8.7	70.6	72.3	63.83	63.50	45.06	45.94	-2.4	0.5	-1.9	104	28	8,010	3,782	Rome	85.4	83.8	151.86	156.81	129.67	131.47	1.9	-3.2	-1.4	73.9	74.2	138.79	136.27	102.58	101.17	-0.4	1.8	1.4	530	118	42,127	16,958	Saint Petersburg	73.4	66.4	58.00	54.11	42.55	35.91	10.5	7.2	18.5	69.4	62.3	83.60	87.74	58.02	54.69	11.4	-4.7	6.1	245	43	23,637	11,148	Sofia	74.6	72.6	76.54	73.80	57.07	53.56	2.7	3.7	6.6	62.5	64.4	72.91	72.14	45.57	46.46	-3.0	1.1	-1.9	86	13	7,413	2,171	Tallinn	69.1	68.2	73.78	69.79	50.95	47.60	1.3	5.7	7.0	72.4	71.8	81.92	74.89	59.32	53.79	0.8	9.4	10.3	74	11	7,371	2,468	Tel Aviv	68.7	87.9	222.13	227.99	152.62	200.37	-21.8	-2.6	-23.8	75.7	75.9	213.99	196.15	162.10	148.86	-0.2	9.1	8.9	67	22	8,092	5,133	Vienna	83.8	86.0	96.17	102.08	80.59	87.84	-2.6	-5.8	-8.2	77.9	76.4	94.82	88.06	73.88	67.31	1.9	7.7	9.8	380	130	35,931	23,895	Vilnius	64.0	63.1	55.34	58.98	35.40	37.22	1.4	-6.2	-4.9	65.7	67.9	57.47	60.59	37.74	41.14	-3.3	-5.1	-8.3	64	26	5,187	3,267	Warsaw	78.2	80.6	70.68	72.02	55.27	58.07	-3.0	-1.9	-4.8	73.6	76.0	66.35	66.91	48.84	50.84	-3.1	-0.8	-3.9	112	63	17,583	13,926	Zurich	77.9	77.2	171.44	175.27	133.56	135.33	0.9	-2.2	-1.3	76.1	76.3	182.52	176.43	138.92	134.66	-0.3	3.4	3.2	118	65	9,546	7,455																																																																																																																																																																																																																																																																																					
Edinburgh	85.6	87.4	88.31	91.91	75.58	80.30	-2.0	-3.9	-5.9	82.7	83.3	104.99	106.14	86.79	88.42	-0.8	-1.1	-1.8	239	122	16,344	13,900	Frankfurt Centre	72.2	74.2	104.74	114.20	75.57	84.73	-2.8	-8.3	-10.8	68.8	70.4	103.38	108.41	71.16	76.31	-2.2	-4.6	-6.7	176	82	23,431	17,088	Geneva Area	71.5	73.4	184.36	188.10	131.88	138.15	-2.6	-2.0	-4.5	72.8	72.8	211.37	201.43	153.88	146.70	-0.0	4.9	4.9	110	45	9,985	6,380	Helsinki	75.1	72.6	110.17	97.85	82.71	71.04	3.4	12.6	16.4	70.0	72.0	105.41	97.64	73.79	70.27	-2.7	8.0	5.0	94	54	14,788	10,254	Istanbul	79.6	74.2	79.24	77.60	63.09	57.58	7.3	2.1	9.6	75.1	71.8	80.62	73.32	60.52	52.68	4.5	10.0	14.9	547	168	61,021	31,343	Lisbon	87.7	86.6	122.77	118.98	107.64	103.07	1.2	3.2	4.4	78.4	80.0	113.04	109.88	88.61	87.90	-2.0	2.9	0.8	212	64	21,437	10,049	London	87.6	89.2	161.21	158.98	141.29	141.85	-1.8	1.4	-0.4	83.6	83.4	153.86	148.00	128.70	123.42	0.3	4.0	4.3	1,662	717	142,446	107,230	Madrid	84.9	86.0	124.72	122.86	105.83	105.69	-1.4	1.5	0.1	76.2	74.7	105.93	96.22	80.67	71.91	1.9	10.1	12.2	519	180	53,656	26,762	Manchester	82.8	83.7	77.61	80.63	64.24	67.48	-1.1	-3.7	-4.8	78.7	78.0	75.14	73.97	59.17	57.72	0.9	1.6	2.5	288	159	25,321	20,322	Milan	84.4	80.7	134.77	125.84	113.74	101.61	4.5	7.1	11.9	73.8	71.6	133.55	127.70	98.51	91.43	3.0	4.6	7.7	421	139	34,882	19,733	Moscow	78.7	76.3	74.67	71.71	58.75	54.69	3.2	4.1	7.4	75.5	73.8	69.86	92.86	52.76	68.52	2.4	-24.8	-23.0	324	94	51,131	24,929	Paris	83.1	85.3	198.94	218.39	165.41	186.19	-2.5	-8.9	-11.2	77.4	79.7	195.33	193.00	151.23	153.74	-2.8	1.2	-1.6	1,189	358	74,580	31,489	Prague	86.7	86.4	90.67	88.52	78.58	76.46	0.3	2.4	2.8	79.4	78.9	83.10	81.10	65.99	63.95	0.7	2.5	3.2	520	101	36,198	14,948	Riga	66.6	71.2	54.30	55.68	36.17	39.64	-6.4	-2.5	-8.7	70.6	72.3	63.83	63.50	45.06	45.94	-2.4	0.5	-1.9	104	28	8,010	3,782	Rome	85.4	83.8	151.86	156.81	129.67	131.47	1.9	-3.2	-1.4	73.9	74.2	138.79	136.27	102.58	101.17	-0.4	1.8	1.4	530	118	42,127	16,958	Saint Petersburg	73.4	66.4	58.00	54.11	42.55	35.91	10.5	7.2	18.5	69.4	62.3	83.60	87.74	58.02	54.69	11.4	-4.7	6.1	245	43	23,637	11,148	Sofia	74.6	72.6	76.54	73.80	57.07	53.56	2.7	3.7	6.6	62.5	64.4	72.91	72.14	45.57	46.46	-3.0	1.1	-1.9	86	13	7,413	2,171	Tallinn	69.1	68.2	73.78	69.79	50.95	47.60	1.3	5.7	7.0	72.4	71.8	81.92	74.89	59.32	53.79	0.8	9.4	10.3	74	11	7,371	2,468	Tel Aviv	68.7	87.9	222.13	227.99	152.62	200.37	-21.8	-2.6	-23.8	75.7	75.9	213.99	196.15	162.10	148.86	-0.2	9.1	8.9	67	22	8,092	5,133	Vienna	83.8	86.0	96.17	102.08	80.59	87.84	-2.6	-5.8	-8.2	77.9	76.4	94.82	88.06	73.88	67.31	1.9	7.7	9.8	380	130	35,931	23,895	Vilnius	64.0	63.1	55.34	58.98	35.40	37.22	1.4	-6.2	-4.9	65.7	67.9	57.47	60.59	37.74	41.14	-3.3	-5.1	-8.3	64	26	5,187	3,267	Warsaw	78.2	80.6	70.68	72.02	55.27	58.07	-3.0	-1.9	-4.8	73.6	76.0	66.35	66.91	48.84	50.84	-3.1	-0.8	-3.9	112	63	17,583	13,926	Zurich	77.9	77.2	171.44	175.27	133.56	135.33	0.9	-2.2	-1.3	76.1	76.3	182.52	176.43	138.92	134.66	-0.3	3.4	3.2	118	65	9,546	7,455																																																																																																																																																																																																																																																																																																												
Frankfurt Centre	72.2	74.2	104.74	114.20	75.57	84.73	-2.8	-8.3	-10.8	68.8	70.4	103.38	108.41	71.16	76.31	-2.2	-4.6	-6.7	176	82	23,431	17,088	Geneva Area	71.5	73.4	184.36	188.10	131.88	138.15	-2.6	-2.0	-4.5	72.8	72.8	211.37	201.43	153.88	146.70	-0.0	4.9	4.9	110	45	9,985	6,380	Helsinki	75.1	72.6	110.17	97.85	82.71	71.04	3.4	12.6	16.4	70.0	72.0	105.41	97.64	73.79	70.27	-2.7	8.0	5.0	94	54	14,788	10,254	Istanbul	79.6	74.2	79.24	77.60	63.09	57.58	7.3	2.1	9.6	75.1	71.8	80.62	73.32	60.52	52.68	4.5	10.0	14.9	547	168	61,021	31,343	Lisbon	87.7	86.6	122.77	118.98	107.64	103.07	1.2	3.2	4.4	78.4	80.0	113.04	109.88	88.61	87.90	-2.0	2.9	0.8	212	64	21,437	10,049	London	87.6	89.2	161.21	158.98	141.29	141.85	-1.8	1.4	-0.4	83.6	83.4	153.86	148.00	128.70	123.42	0.3	4.0	4.3	1,662	717	142,446	107,230	Madrid	84.9	86.0	124.72	122.86	105.83	105.69	-1.4	1.5	0.1	76.2	74.7	105.93	96.22	80.67	71.91	1.9	10.1	12.2	519	180	53,656	26,762	Manchester	82.8	83.7	77.61	80.63	64.24	67.48	-1.1	-3.7	-4.8	78.7	78.0	75.14	73.97	59.17	57.72	0.9	1.6	2.5	288	159	25,321	20,322	Milan	84.4	80.7	134.77	125.84	113.74	101.61	4.5	7.1	11.9	73.8	71.6	133.55	127.70	98.51	91.43	3.0	4.6	7.7	421	139	34,882	19,733	Moscow	78.7	76.3	74.67	71.71	58.75	54.69	3.2	4.1	7.4	75.5	73.8	69.86	92.86	52.76	68.52	2.4	-24.8	-23.0	324	94	51,131	24,929	Paris	83.1	85.3	198.94	218.39	165.41	186.19	-2.5	-8.9	-11.2	77.4	79.7	195.33	193.00	151.23	153.74	-2.8	1.2	-1.6	1,189	358	74,580	31,489	Prague	86.7	86.4	90.67	88.52	78.58	76.46	0.3	2.4	2.8	79.4	78.9	83.10	81.10	65.99	63.95	0.7	2.5	3.2	520	101	36,198	14,948	Riga	66.6	71.2	54.30	55.68	36.17	39.64	-6.4	-2.5	-8.7	70.6	72.3	63.83	63.50	45.06	45.94	-2.4	0.5	-1.9	104	28	8,010	3,782	Rome	85.4	83.8	151.86	156.81	129.67	131.47	1.9	-3.2	-1.4	73.9	74.2	138.79	136.27	102.58	101.17	-0.4	1.8	1.4	530	118	42,127	16,958	Saint Petersburg	73.4	66.4	58.00	54.11	42.55	35.91	10.5	7.2	18.5	69.4	62.3	83.60	87.74	58.02	54.69	11.4	-4.7	6.1	245	43	23,637	11,148	Sofia	74.6	72.6	76.54	73.80	57.07	53.56	2.7	3.7	6.6	62.5	64.4	72.91	72.14	45.57	46.46	-3.0	1.1	-1.9	86	13	7,413	2,171	Tallinn	69.1	68.2	73.78	69.79	50.95	47.60	1.3	5.7	7.0	72.4	71.8	81.92	74.89	59.32	53.79	0.8	9.4	10.3	74	11	7,371	2,468	Tel Aviv	68.7	87.9	222.13	227.99	152.62	200.37	-21.8	-2.6	-23.8	75.7	75.9	213.99	196.15	162.10	148.86	-0.2	9.1	8.9	67	22	8,092	5,133	Vienna	83.8	86.0	96.17	102.08	80.59	87.84	-2.6	-5.8	-8.2	77.9	76.4	94.82	88.06	73.88	67.31	1.9	7.7	9.8	380	130	35,931	23,895	Vilnius	64.0	63.1	55.34	58.98	35.40	37.22	1.4	-6.2	-4.9	65.7	67.9	57.47	60.59	37.74	41.14	-3.3	-5.1	-8.3	64	26	5,187	3,267	Warsaw	78.2	80.6	70.68	72.02	55.27	58.07	-3.0	-1.9	-4.8	73.6	76.0	66.35	66.91	48.84	50.84	-3.1	-0.8	-3.9	112	63	17,583	13,926	Zurich	77.9	77.2	171.44	175.27	133.56	135.33	0.9	-2.2	-1.3	76.1	76.3	182.52	176.43	138.92	134.66	-0.3	3.4	3.2	118	65	9,546	7,455																																																																																																																																																																																																																																																																																																																																			
Geneva Area	71.5	73.4	184.36	188.10	131.88	138.15	-2.6	-2.0	-4.5	72.8	72.8	211.37	201.43	153.88	146.70	-0.0	4.9	4.9	110	45	9,985	6,380	Helsinki	75.1	72.6	110.17	97.85	82.71	71.04	3.4	12.6	16.4	70.0	72.0	105.41	97.64	73.79	70.27	-2.7	8.0	5.0	94	54	14,788	10,254	Istanbul	79.6	74.2	79.24	77.60	63.09	57.58	7.3	2.1	9.6	75.1	71.8	80.62	73.32	60.52	52.68	4.5	10.0	14.9	547	168	61,021	31,343	Lisbon	87.7	86.6	122.77	118.98	107.64	103.07	1.2	3.2	4.4	78.4	80.0	113.04	109.88	88.61	87.90	-2.0	2.9	0.8	212	64	21,437	10,049	London	87.6	89.2	161.21	158.98	141.29	141.85	-1.8	1.4	-0.4	83.6	83.4	153.86	148.00	128.70	123.42	0.3	4.0	4.3	1,662	717	142,446	107,230	Madrid	84.9	86.0	124.72	122.86	105.83	105.69	-1.4	1.5	0.1	76.2	74.7	105.93	96.22	80.67	71.91	1.9	10.1	12.2	519	180	53,656	26,762	Manchester	82.8	83.7	77.61	80.63	64.24	67.48	-1.1	-3.7	-4.8	78.7	78.0	75.14	73.97	59.17	57.72	0.9	1.6	2.5	288	159	25,321	20,322	Milan	84.4	80.7	134.77	125.84	113.74	101.61	4.5	7.1	11.9	73.8	71.6	133.55	127.70	98.51	91.43	3.0	4.6	7.7	421	139	34,882	19,733	Moscow	78.7	76.3	74.67	71.71	58.75	54.69	3.2	4.1	7.4	75.5	73.8	69.86	92.86	52.76	68.52	2.4	-24.8	-23.0	324	94	51,131	24,929	Paris	83.1	85.3	198.94	218.39	165.41	186.19	-2.5	-8.9	-11.2	77.4	79.7	195.33	193.00	151.23	153.74	-2.8	1.2	-1.6	1,189	358	74,580	31,489	Prague	86.7	86.4	90.67	88.52	78.58	76.46	0.3	2.4	2.8	79.4	78.9	83.10	81.10	65.99	63.95	0.7	2.5	3.2	520	101	36,198	14,948	Riga	66.6	71.2	54.30	55.68	36.17	39.64	-6.4	-2.5	-8.7	70.6	72.3	63.83	63.50	45.06	45.94	-2.4	0.5	-1.9	104	28	8,010	3,782	Rome	85.4	83.8	151.86	156.81	129.67	131.47	1.9	-3.2	-1.4	73.9	74.2	138.79	136.27	102.58	101.17	-0.4	1.8	1.4	530	118	42,127	16,958	Saint Petersburg	73.4	66.4	58.00	54.11	42.55	35.91	10.5	7.2	18.5	69.4	62.3	83.60	87.74	58.02	54.69	11.4	-4.7	6.1	245	43	23,637	11,148	Sofia	74.6	72.6	76.54	73.80	57.07	53.56	2.7	3.7	6.6	62.5	64.4	72.91	72.14	45.57	46.46	-3.0	1.1	-1.9	86	13	7,413	2,171	Tallinn	69.1	68.2	73.78	69.79	50.95	47.60	1.3	5.7	7.0	72.4	71.8	81.92	74.89	59.32	53.79	0.8	9.4	10.3	74	11	7,371	2,468	Tel Aviv	68.7	87.9	222.13	227.99	152.62	200.37	-21.8	-2.6	-23.8	75.7	75.9	213.99	196.15	162.10	148.86	-0.2	9.1	8.9	67	22	8,092	5,133	Vienna	83.8	86.0	96.17	102.08	80.59	87.84	-2.6	-5.8	-8.2	77.9	76.4	94.82	88.06	73.88	67.31	1.9	7.7	9.8	380	130	35,931	23,895	Vilnius	64.0	63.1	55.34	58.98	35.40	37.22	1.4	-6.2	-4.9	65.7	67.9	57.47	60.59	37.74	41.14	-3.3	-5.1	-8.3	64	26	5,187	3,267	Warsaw	78.2	80.6	70.68	72.02	55.27	58.07	-3.0	-1.9	-4.8	73.6	76.0	66.35	66.91	48.84	50.84	-3.1	-0.8	-3.9	112	63	17,583	13,926	Zurich	77.9	77.2	171.44	175.27	133.56	135.33	0.9	-2.2	-1.3	76.1	76.3	182.52	176.43	138.92	134.66	-0.3	3.4	3.2	118	65	9,546	7,455																																																																																																																																																																																																																																																																																																																																																										
Helsinki	75.1	72.6	110.17	97.85	82.71	71.04	3.4	12.6	16.4	70.0	72.0	105.41	97.64	73.79	70.27	-2.7	8.0	5.0	94	54	14,788	10,254	Istanbul	79.6	74.2	79.24	77.60	63.09	57.58	7.3	2.1	9.6	75.1	71.8	80.62	73.32	60.52	52.68	4.5	10.0	14.9	547	168	61,021	31,343	Lisbon	87.7	86.6	122.77	118.98	107.64	103.07	1.2	3.2	4.4	78.4	80.0	113.04	109.88	88.61	87.90	-2.0	2.9	0.8	212	64	21,437	10,049	London	87.6	89.2	161.21	158.98	141.29	141.85	-1.8	1.4	-0.4	83.6	83.4	153.86	148.00	128.70	123.42	0.3	4.0	4.3	1,662	717	142,446	107,230	Madrid	84.9	86.0	124.72	122.86	105.83	105.69	-1.4	1.5	0.1	76.2	74.7	105.93	96.22	80.67	71.91	1.9	10.1	12.2	519	180	53,656	26,762	Manchester	82.8	83.7	77.61	80.63	64.24	67.48	-1.1	-3.7	-4.8	78.7	78.0	75.14	73.97	59.17	57.72	0.9	1.6	2.5	288	159	25,321	20,322	Milan	84.4	80.7	134.77	125.84	113.74	101.61	4.5	7.1	11.9	73.8	71.6	133.55	127.70	98.51	91.43	3.0	4.6	7.7	421	139	34,882	19,733	Moscow	78.7	76.3	74.67	71.71	58.75	54.69	3.2	4.1	7.4	75.5	73.8	69.86	92.86	52.76	68.52	2.4	-24.8	-23.0	324	94	51,131	24,929	Paris	83.1	85.3	198.94	218.39	165.41	186.19	-2.5	-8.9	-11.2	77.4	79.7	195.33	193.00	151.23	153.74	-2.8	1.2	-1.6	1,189	358	74,580	31,489	Prague	86.7	86.4	90.67	88.52	78.58	76.46	0.3	2.4	2.8	79.4	78.9	83.10	81.10	65.99	63.95	0.7	2.5	3.2	520	101	36,198	14,948	Riga	66.6	71.2	54.30	55.68	36.17	39.64	-6.4	-2.5	-8.7	70.6	72.3	63.83	63.50	45.06	45.94	-2.4	0.5	-1.9	104	28	8,010	3,782	Rome	85.4	83.8	151.86	156.81	129.67	131.47	1.9	-3.2	-1.4	73.9	74.2	138.79	136.27	102.58	101.17	-0.4	1.8	1.4	530	118	42,127	16,958	Saint Petersburg	73.4	66.4	58.00	54.11	42.55	35.91	10.5	7.2	18.5	69.4	62.3	83.60	87.74	58.02	54.69	11.4	-4.7	6.1	245	43	23,637	11,148	Sofia	74.6	72.6	76.54	73.80	57.07	53.56	2.7	3.7	6.6	62.5	64.4	72.91	72.14	45.57	46.46	-3.0	1.1	-1.9	86	13	7,413	2,171	Tallinn	69.1	68.2	73.78	69.79	50.95	47.60	1.3	5.7	7.0	72.4	71.8	81.92	74.89	59.32	53.79	0.8	9.4	10.3	74	11	7,371	2,468	Tel Aviv	68.7	87.9	222.13	227.99	152.62	200.37	-21.8	-2.6	-23.8	75.7	75.9	213.99	196.15	162.10	148.86	-0.2	9.1	8.9	67	22	8,092	5,133	Vienna	83.8	86.0	96.17	102.08	80.59	87.84	-2.6	-5.8	-8.2	77.9	76.4	94.82	88.06	73.88	67.31	1.9	7.7	9.8	380	130	35,931	23,895	Vilnius	64.0	63.1	55.34	58.98	35.40	37.22	1.4	-6.2	-4.9	65.7	67.9	57.47	60.59	37.74	41.14	-3.3	-5.1	-8.3	64	26	5,187	3,267	Warsaw	78.2	80.6	70.68	72.02	55.27	58.07	-3.0	-1.9	-4.8	73.6	76.0	66.35	66.91	48.84	50.84	-3.1	-0.8	-3.9	112	63	17,583	13,926	Zurich	77.9	77.2	171.44	175.27	133.56	135.33	0.9	-2.2	-1.3	76.1	76.3	182.52	176.43	138.92	134.66	-0.3	3.4	3.2	118	65	9,546	7,455																																																																																																																																																																																																																																																																																																																																																																																	
Istanbul	79.6	74.2	79.24	77.60	63.09	57.58	7.3	2.1	9.6	75.1	71.8	80.62	73.32	60.52	52.68	4.5	10.0	14.9	547	168	61,021	31,343	Lisbon	87.7	86.6	122.77	118.98	107.64	103.07	1.2	3.2	4.4	78.4	80.0	113.04	109.88	88.61	87.90	-2.0	2.9	0.8	212	64	21,437	10,049	London	87.6	89.2	161.21	158.98	141.29	141.85	-1.8	1.4	-0.4	83.6	83.4	153.86	148.00	128.70	123.42	0.3	4.0	4.3	1,662	717	142,446	107,230	Madrid	84.9	86.0	124.72	122.86	105.83	105.69	-1.4	1.5	0.1	76.2	74.7	105.93	96.22	80.67	71.91	1.9	10.1	12.2	519	180	53,656	26,762	Manchester	82.8	83.7	77.61	80.63	64.24	67.48	-1.1	-3.7	-4.8	78.7	78.0	75.14	73.97	59.17	57.72	0.9	1.6	2.5	288	159	25,321	20,322	Milan	84.4	80.7	134.77	125.84	113.74	101.61	4.5	7.1	11.9	73.8	71.6	133.55	127.70	98.51	91.43	3.0	4.6	7.7	421	139	34,882	19,733	Moscow	78.7	76.3	74.67	71.71	58.75	54.69	3.2	4.1	7.4	75.5	73.8	69.86	92.86	52.76	68.52	2.4	-24.8	-23.0	324	94	51,131	24,929	Paris	83.1	85.3	198.94	218.39	165.41	186.19	-2.5	-8.9	-11.2	77.4	79.7	195.33	193.00	151.23	153.74	-2.8	1.2	-1.6	1,189	358	74,580	31,489	Prague	86.7	86.4	90.67	88.52	78.58	76.46	0.3	2.4	2.8	79.4	78.9	83.10	81.10	65.99	63.95	0.7	2.5	3.2	520	101	36,198	14,948	Riga	66.6	71.2	54.30	55.68	36.17	39.64	-6.4	-2.5	-8.7	70.6	72.3	63.83	63.50	45.06	45.94	-2.4	0.5	-1.9	104	28	8,010	3,782	Rome	85.4	83.8	151.86	156.81	129.67	131.47	1.9	-3.2	-1.4	73.9	74.2	138.79	136.27	102.58	101.17	-0.4	1.8	1.4	530	118	42,127	16,958	Saint Petersburg	73.4	66.4	58.00	54.11	42.55	35.91	10.5	7.2	18.5	69.4	62.3	83.60	87.74	58.02	54.69	11.4	-4.7	6.1	245	43	23,637	11,148	Sofia	74.6	72.6	76.54	73.80	57.07	53.56	2.7	3.7	6.6	62.5	64.4	72.91	72.14	45.57	46.46	-3.0	1.1	-1.9	86	13	7,413	2,171	Tallinn	69.1	68.2	73.78	69.79	50.95	47.60	1.3	5.7	7.0	72.4	71.8	81.92	74.89	59.32	53.79	0.8	9.4	10.3	74	11	7,371	2,468	Tel Aviv	68.7	87.9	222.13	227.99	152.62	200.37	-21.8	-2.6	-23.8	75.7	75.9	213.99	196.15	162.10	148.86	-0.2	9.1	8.9	67	22	8,092	5,133	Vienna	83.8	86.0	96.17	102.08	80.59	87.84	-2.6	-5.8	-8.2	77.9	76.4	94.82	88.06	73.88	67.31	1.9	7.7	9.8	380	130	35,931	23,895	Vilnius	64.0	63.1	55.34	58.98	35.40	37.22	1.4	-6.2	-4.9	65.7	67.9	57.47	60.59	37.74	41.14	-3.3	-5.1	-8.3	64	26	5,187	3,267	Warsaw	78.2	80.6	70.68	72.02	55.27	58.07	-3.0	-1.9	-4.8	73.6	76.0	66.35	66.91	48.84	50.84	-3.1	-0.8	-3.9	112	63	17,583	13,926	Zurich	77.9	77.2	171.44	175.27	133.56	135.33	0.9	-2.2	-1.3	76.1	76.3	182.52	176.43	138.92	134.66	-0.3	3.4	3.2	118	65	9,546	7,455																																																																																																																																																																																																																																																																																																																																																																																																								
Lisbon	87.7	86.6	122.77	118.98	107.64	103.07	1.2	3.2	4.4	78.4	80.0	113.04	109.88	88.61	87.90	-2.0	2.9	0.8	212	64	21,437	10,049	London	87.6	89.2	161.21	158.98	141.29	141.85	-1.8	1.4	-0.4	83.6	83.4	153.86	148.00	128.70	123.42	0.3	4.0	4.3	1,662	717	142,446	107,230	Madrid	84.9	86.0	124.72	122.86	105.83	105.69	-1.4	1.5	0.1	76.2	74.7	105.93	96.22	80.67	71.91	1.9	10.1	12.2	519	180	53,656	26,762	Manchester	82.8	83.7	77.61	80.63	64.24	67.48	-1.1	-3.7	-4.8	78.7	78.0	75.14	73.97	59.17	57.72	0.9	1.6	2.5	288	159	25,321	20,322	Milan	84.4	80.7	134.77	125.84	113.74	101.61	4.5	7.1	11.9	73.8	71.6	133.55	127.70	98.51	91.43	3.0	4.6	7.7	421	139	34,882	19,733	Moscow	78.7	76.3	74.67	71.71	58.75	54.69	3.2	4.1	7.4	75.5	73.8	69.86	92.86	52.76	68.52	2.4	-24.8	-23.0	324	94	51,131	24,929	Paris	83.1	85.3	198.94	218.39	165.41	186.19	-2.5	-8.9	-11.2	77.4	79.7	195.33	193.00	151.23	153.74	-2.8	1.2	-1.6	1,189	358	74,580	31,489	Prague	86.7	86.4	90.67	88.52	78.58	76.46	0.3	2.4	2.8	79.4	78.9	83.10	81.10	65.99	63.95	0.7	2.5	3.2	520	101	36,198	14,948	Riga	66.6	71.2	54.30	55.68	36.17	39.64	-6.4	-2.5	-8.7	70.6	72.3	63.83	63.50	45.06	45.94	-2.4	0.5	-1.9	104	28	8,010	3,782	Rome	85.4	83.8	151.86	156.81	129.67	131.47	1.9	-3.2	-1.4	73.9	74.2	138.79	136.27	102.58	101.17	-0.4	1.8	1.4	530	118	42,127	16,958	Saint Petersburg	73.4	66.4	58.00	54.11	42.55	35.91	10.5	7.2	18.5	69.4	62.3	83.60	87.74	58.02	54.69	11.4	-4.7	6.1	245	43	23,637	11,148	Sofia	74.6	72.6	76.54	73.80	57.07	53.56	2.7	3.7	6.6	62.5	64.4	72.91	72.14	45.57	46.46	-3.0	1.1	-1.9	86	13	7,413	2,171	Tallinn	69.1	68.2	73.78	69.79	50.95	47.60	1.3	5.7	7.0	72.4	71.8	81.92	74.89	59.32	53.79	0.8	9.4	10.3	74	11	7,371	2,468	Tel Aviv	68.7	87.9	222.13	227.99	152.62	200.37	-21.8	-2.6	-23.8	75.7	75.9	213.99	196.15	162.10	148.86	-0.2	9.1	8.9	67	22	8,092	5,133	Vienna	83.8	86.0	96.17	102.08	80.59	87.84	-2.6	-5.8	-8.2	77.9	76.4	94.82	88.06	73.88	67.31	1.9	7.7	9.8	380	130	35,931	23,895	Vilnius	64.0	63.1	55.34	58.98	35.40	37.22	1.4	-6.2	-4.9	65.7	67.9	57.47	60.59	37.74	41.14	-3.3	-5.1	-8.3	64	26	5,187	3,267	Warsaw	78.2	80.6	70.68	72.02	55.27	58.07	-3.0	-1.9	-4.8	73.6	76.0	66.35	66.91	48.84	50.84	-3.1	-0.8	-3.9	112	63	17,583	13,926	Zurich	77.9	77.2	171.44	175.27	133.56	135.33	0.9	-2.2	-1.3	76.1	76.3	182.52	176.43	138.92	134.66	-0.3	3.4	3.2	118	65	9,546	7,455																																																																																																																																																																																																																																																																																																																																																																																																																															
London	87.6	89.2	161.21	158.98	141.29	141.85	-1.8	1.4	-0.4	83.6	83.4	153.86	148.00	128.70	123.42	0.3	4.0	4.3	1,662	717	142,446	107,230	Madrid	84.9	86.0	124.72	122.86	105.83	105.69	-1.4	1.5	0.1	76.2	74.7	105.93	96.22	80.67	71.91	1.9	10.1	12.2	519	180	53,656	26,762	Manchester	82.8	83.7	77.61	80.63	64.24	67.48	-1.1	-3.7	-4.8	78.7	78.0	75.14	73.97	59.17	57.72	0.9	1.6	2.5	288	159	25,321	20,322	Milan	84.4	80.7	134.77	125.84	113.74	101.61	4.5	7.1	11.9	73.8	71.6	133.55	127.70	98.51	91.43	3.0	4.6	7.7	421	139	34,882	19,733	Moscow	78.7	76.3	74.67	71.71	58.75	54.69	3.2	4.1	7.4	75.5	73.8	69.86	92.86	52.76	68.52	2.4	-24.8	-23.0	324	94	51,131	24,929	Paris	83.1	85.3	198.94	218.39	165.41	186.19	-2.5	-8.9	-11.2	77.4	79.7	195.33	193.00	151.23	153.74	-2.8	1.2	-1.6	1,189	358	74,580	31,489	Prague	86.7	86.4	90.67	88.52	78.58	76.46	0.3	2.4	2.8	79.4	78.9	83.10	81.10	65.99	63.95	0.7	2.5	3.2	520	101	36,198	14,948	Riga	66.6	71.2	54.30	55.68	36.17	39.64	-6.4	-2.5	-8.7	70.6	72.3	63.83	63.50	45.06	45.94	-2.4	0.5	-1.9	104	28	8,010	3,782	Rome	85.4	83.8	151.86	156.81	129.67	131.47	1.9	-3.2	-1.4	73.9	74.2	138.79	136.27	102.58	101.17	-0.4	1.8	1.4	530	118	42,127	16,958	Saint Petersburg	73.4	66.4	58.00	54.11	42.55	35.91	10.5	7.2	18.5	69.4	62.3	83.60	87.74	58.02	54.69	11.4	-4.7	6.1	245	43	23,637	11,148	Sofia	74.6	72.6	76.54	73.80	57.07	53.56	2.7	3.7	6.6	62.5	64.4	72.91	72.14	45.57	46.46	-3.0	1.1	-1.9	86	13	7,413	2,171	Tallinn	69.1	68.2	73.78	69.79	50.95	47.60	1.3	5.7	7.0	72.4	71.8	81.92	74.89	59.32	53.79	0.8	9.4	10.3	74	11	7,371	2,468	Tel Aviv	68.7	87.9	222.13	227.99	152.62	200.37	-21.8	-2.6	-23.8	75.7	75.9	213.99	196.15	162.10	148.86	-0.2	9.1	8.9	67	22	8,092	5,133	Vienna	83.8	86.0	96.17	102.08	80.59	87.84	-2.6	-5.8	-8.2	77.9	76.4	94.82	88.06	73.88	67.31	1.9	7.7	9.8	380	130	35,931	23,895	Vilnius	64.0	63.1	55.34	58.98	35.40	37.22	1.4	-6.2	-4.9	65.7	67.9	57.47	60.59	37.74	41.14	-3.3	-5.1	-8.3	64	26	5,187	3,267	Warsaw	78.2	80.6	70.68	72.02	55.27	58.07	-3.0	-1.9	-4.8	73.6	76.0	66.35	66.91	48.84	50.84	-3.1	-0.8	-3.9	112	63	17,583	13,926	Zurich	77.9	77.2	171.44	175.27	133.56	135.33	0.9	-2.2	-1.3	76.1	76.3	182.52	176.43	138.92	134.66	-0.3	3.4	3.2	118	65	9,546	7,455																																																																																																																																																																																																																																																																																																																																																																																																																																																						
Madrid	84.9	86.0	124.72	122.86	105.83	105.69	-1.4	1.5	0.1	76.2	74.7	105.93	96.22	80.67	71.91	1.9	10.1	12.2	519	180	53,656	26,762	Manchester	82.8	83.7	77.61	80.63	64.24	67.48	-1.1	-3.7	-4.8	78.7	78.0	75.14	73.97	59.17	57.72	0.9	1.6	2.5	288	159	25,321	20,322	Milan	84.4	80.7	134.77	125.84	113.74	101.61	4.5	7.1	11.9	73.8	71.6	133.55	127.70	98.51	91.43	3.0	4.6	7.7	421	139	34,882	19,733	Moscow	78.7	76.3	74.67	71.71	58.75	54.69	3.2	4.1	7.4	75.5	73.8	69.86	92.86	52.76	68.52	2.4	-24.8	-23.0	324	94	51,131	24,929	Paris	83.1	85.3	198.94	218.39	165.41	186.19	-2.5	-8.9	-11.2	77.4	79.7	195.33	193.00	151.23	153.74	-2.8	1.2	-1.6	1,189	358	74,580	31,489	Prague	86.7	86.4	90.67	88.52	78.58	76.46	0.3	2.4	2.8	79.4	78.9	83.10	81.10	65.99	63.95	0.7	2.5	3.2	520	101	36,198	14,948	Riga	66.6	71.2	54.30	55.68	36.17	39.64	-6.4	-2.5	-8.7	70.6	72.3	63.83	63.50	45.06	45.94	-2.4	0.5	-1.9	104	28	8,010	3,782	Rome	85.4	83.8	151.86	156.81	129.67	131.47	1.9	-3.2	-1.4	73.9	74.2	138.79	136.27	102.58	101.17	-0.4	1.8	1.4	530	118	42,127	16,958	Saint Petersburg	73.4	66.4	58.00	54.11	42.55	35.91	10.5	7.2	18.5	69.4	62.3	83.60	87.74	58.02	54.69	11.4	-4.7	6.1	245	43	23,637	11,148	Sofia	74.6	72.6	76.54	73.80	57.07	53.56	2.7	3.7	6.6	62.5	64.4	72.91	72.14	45.57	46.46	-3.0	1.1	-1.9	86	13	7,413	2,171	Tallinn	69.1	68.2	73.78	69.79	50.95	47.60	1.3	5.7	7.0	72.4	71.8	81.92	74.89	59.32	53.79	0.8	9.4	10.3	74	11	7,371	2,468	Tel Aviv	68.7	87.9	222.13	227.99	152.62	200.37	-21.8	-2.6	-23.8	75.7	75.9	213.99	196.15	162.10	148.86	-0.2	9.1	8.9	67	22	8,092	5,133	Vienna	83.8	86.0	96.17	102.08	80.59	87.84	-2.6	-5.8	-8.2	77.9	76.4	94.82	88.06	73.88	67.31	1.9	7.7	9.8	380	130	35,931	23,895	Vilnius	64.0	63.1	55.34	58.98	35.40	37.22	1.4	-6.2	-4.9	65.7	67.9	57.47	60.59	37.74	41.14	-3.3	-5.1	-8.3	64	26	5,187	3,267	Warsaw	78.2	80.6	70.68	72.02	55.27	58.07	-3.0	-1.9	-4.8	73.6	76.0	66.35	66.91	48.84	50.84	-3.1	-0.8	-3.9	112	63	17,583	13,926	Zurich	77.9	77.2	171.44	175.27	133.56	135.33	0.9	-2.2	-1.3	76.1	76.3	182.52	176.43	138.92	134.66	-0.3	3.4	3.2	118	65	9,546	7,455																																																																																																																																																																																																																																																																																																																																																																																																																																																																													
Manchester	82.8	83.7	77.61	80.63	64.24	67.48	-1.1	-3.7	-4.8	78.7	78.0	75.14	73.97	59.17	57.72	0.9	1.6	2.5	288	159	25,321	20,322	Milan	84.4	80.7	134.77	125.84	113.74	101.61	4.5	7.1	11.9	73.8	71.6	133.55	127.70	98.51	91.43	3.0	4.6	7.7	421	139	34,882	19,733	Moscow	78.7	76.3	74.67	71.71	58.75	54.69	3.2	4.1	7.4	75.5	73.8	69.86	92.86	52.76	68.52	2.4	-24.8	-23.0	324	94	51,131	24,929	Paris	83.1	85.3	198.94	218.39	165.41	186.19	-2.5	-8.9	-11.2	77.4	79.7	195.33	193.00	151.23	153.74	-2.8	1.2	-1.6	1,189	358	74,580	31,489	Prague	86.7	86.4	90.67	88.52	78.58	76.46	0.3	2.4	2.8	79.4	78.9	83.10	81.10	65.99	63.95	0.7	2.5	3.2	520	101	36,198	14,948	Riga	66.6	71.2	54.30	55.68	36.17	39.64	-6.4	-2.5	-8.7	70.6	72.3	63.83	63.50	45.06	45.94	-2.4	0.5	-1.9	104	28	8,010	3,782	Rome	85.4	83.8	151.86	156.81	129.67	131.47	1.9	-3.2	-1.4	73.9	74.2	138.79	136.27	102.58	101.17	-0.4	1.8	1.4	530	118	42,127	16,958	Saint Petersburg	73.4	66.4	58.00	54.11	42.55	35.91	10.5	7.2	18.5	69.4	62.3	83.60	87.74	58.02	54.69	11.4	-4.7	6.1	245	43	23,637	11,148	Sofia	74.6	72.6	76.54	73.80	57.07	53.56	2.7	3.7	6.6	62.5	64.4	72.91	72.14	45.57	46.46	-3.0	1.1	-1.9	86	13	7,413	2,171	Tallinn	69.1	68.2	73.78	69.79	50.95	47.60	1.3	5.7	7.0	72.4	71.8	81.92	74.89	59.32	53.79	0.8	9.4	10.3	74	11	7,371	2,468	Tel Aviv	68.7	87.9	222.13	227.99	152.62	200.37	-21.8	-2.6	-23.8	75.7	75.9	213.99	196.15	162.10	148.86	-0.2	9.1	8.9	67	22	8,092	5,133	Vienna	83.8	86.0	96.17	102.08	80.59	87.84	-2.6	-5.8	-8.2	77.9	76.4	94.82	88.06	73.88	67.31	1.9	7.7	9.8	380	130	35,931	23,895	Vilnius	64.0	63.1	55.34	58.98	35.40	37.22	1.4	-6.2	-4.9	65.7	67.9	57.47	60.59	37.74	41.14	-3.3	-5.1	-8.3	64	26	5,187	3,267	Warsaw	78.2	80.6	70.68	72.02	55.27	58.07	-3.0	-1.9	-4.8	73.6	76.0	66.35	66.91	48.84	50.84	-3.1	-0.8	-3.9	112	63	17,583	13,926	Zurich	77.9	77.2	171.44	175.27	133.56	135.33	0.9	-2.2	-1.3	76.1	76.3	182.52	176.43	138.92	134.66	-0.3	3.4	3.2	118	65	9,546	7,455																																																																																																																																																																																																																																																																																																																																																																																																																																																																																																				
Milan	84.4	80.7	134.77	125.84	113.74	101.61	4.5	7.1	11.9	73.8	71.6	133.55	127.70	98.51	91.43	3.0	4.6	7.7	421	139	34,882	19,733	Moscow	78.7	76.3	74.67	71.71	58.75	54.69	3.2	4.1	7.4	75.5	73.8	69.86	92.86	52.76	68.52	2.4	-24.8	-23.0	324	94	51,131	24,929	Paris	83.1	85.3	198.94	218.39	165.41	186.19	-2.5	-8.9	-11.2	77.4	79.7	195.33	193.00	151.23	153.74	-2.8	1.2	-1.6	1,189	358	74,580	31,489	Prague	86.7	86.4	90.67	88.52	78.58	76.46	0.3	2.4	2.8	79.4	78.9	83.10	81.10	65.99	63.95	0.7	2.5	3.2	520	101	36,198	14,948	Riga	66.6	71.2	54.30	55.68	36.17	39.64	-6.4	-2.5	-8.7	70.6	72.3	63.83	63.50	45.06	45.94	-2.4	0.5	-1.9	104	28	8,010	3,782	Rome	85.4	83.8	151.86	156.81	129.67	131.47	1.9	-3.2	-1.4	73.9	74.2	138.79	136.27	102.58	101.17	-0.4	1.8	1.4	530	118	42,127	16,958	Saint Petersburg	73.4	66.4	58.00	54.11	42.55	35.91	10.5	7.2	18.5	69.4	62.3	83.60	87.74	58.02	54.69	11.4	-4.7	6.1	245	43	23,637	11,148	Sofia	74.6	72.6	76.54	73.80	57.07	53.56	2.7	3.7	6.6	62.5	64.4	72.91	72.14	45.57	46.46	-3.0	1.1	-1.9	86	13	7,413	2,171	Tallinn	69.1	68.2	73.78	69.79	50.95	47.60	1.3	5.7	7.0	72.4	71.8	81.92	74.89	59.32	53.79	0.8	9.4	10.3	74	11	7,371	2,468	Tel Aviv	68.7	87.9	222.13	227.99	152.62	200.37	-21.8	-2.6	-23.8	75.7	75.9	213.99	196.15	162.10	148.86	-0.2	9.1	8.9	67	22	8,092	5,133	Vienna	83.8	86.0	96.17	102.08	80.59	87.84	-2.6	-5.8	-8.2	77.9	76.4	94.82	88.06	73.88	67.31	1.9	7.7	9.8	380	130	35,931	23,895	Vilnius	64.0	63.1	55.34	58.98	35.40	37.22	1.4	-6.2	-4.9	65.7	67.9	57.47	60.59	37.74	41.14	-3.3	-5.1	-8.3	64	26	5,187	3,267	Warsaw	78.2	80.6	70.68	72.02	55.27	58.07	-3.0	-1.9	-4.8	73.6	76.0	66.35	66.91	48.84	50.84	-3.1	-0.8	-3.9	112	63	17,583	13,926	Zurich	77.9	77.2	171.44	175.27	133.56	135.33	0.9	-2.2	-1.3	76.1	76.3	182.52	176.43	138.92	134.66	-0.3	3.4	3.2	118	65	9,546	7,455																																																																																																																																																																																																																																																																																																																																																																																																																																																																																																																											
Moscow	78.7	76.3	74.67	71.71	58.75	54.69	3.2	4.1	7.4	75.5	73.8	69.86	92.86	52.76	68.52	2.4	-24.8	-23.0	324	94	51,131	24,929	Paris	83.1	85.3	198.94	218.39	165.41	186.19	-2.5	-8.9	-11.2	77.4	79.7	195.33	193.00	151.23	153.74	-2.8	1.2	-1.6	1,189	358	74,580	31,489	Prague	86.7	86.4	90.67	88.52	78.58	76.46	0.3	2.4	2.8	79.4	78.9	83.10	81.10	65.99	63.95	0.7	2.5	3.2	520	101	36,198	14,948	Riga	66.6	71.2	54.30	55.68	36.17	39.64	-6.4	-2.5	-8.7	70.6	72.3	63.83	63.50	45.06	45.94	-2.4	0.5	-1.9	104	28	8,010	3,782	Rome	85.4	83.8	151.86	156.81	129.67	131.47	1.9	-3.2	-1.4	73.9	74.2	138.79	136.27	102.58	101.17	-0.4	1.8	1.4	530	118	42,127	16,958	Saint Petersburg	73.4	66.4	58.00	54.11	42.55	35.91	10.5	7.2	18.5	69.4	62.3	83.60	87.74	58.02	54.69	11.4	-4.7	6.1	245	43	23,637	11,148	Sofia	74.6	72.6	76.54	73.80	57.07	53.56	2.7	3.7	6.6	62.5	64.4	72.91	72.14	45.57	46.46	-3.0	1.1	-1.9	86	13	7,413	2,171	Tallinn	69.1	68.2	73.78	69.79	50.95	47.60	1.3	5.7	7.0	72.4	71.8	81.92	74.89	59.32	53.79	0.8	9.4	10.3	74	11	7,371	2,468	Tel Aviv	68.7	87.9	222.13	227.99	152.62	200.37	-21.8	-2.6	-23.8	75.7	75.9	213.99	196.15	162.10	148.86	-0.2	9.1	8.9	67	22	8,092	5,133	Vienna	83.8	86.0	96.17	102.08	80.59	87.84	-2.6	-5.8	-8.2	77.9	76.4	94.82	88.06	73.88	67.31	1.9	7.7	9.8	380	130	35,931	23,895	Vilnius	64.0	63.1	55.34	58.98	35.40	37.22	1.4	-6.2	-4.9	65.7	67.9	57.47	60.59	37.74	41.14	-3.3	-5.1	-8.3	64	26	5,187	3,267	Warsaw	78.2	80.6	70.68	72.02	55.27	58.07	-3.0	-1.9	-4.8	73.6	76.0	66.35	66.91	48.84	50.84	-3.1	-0.8	-3.9	112	63	17,583	13,926	Zurich	77.9	77.2	171.44	175.27	133.56	135.33	0.9	-2.2	-1.3	76.1	76.3	182.52	176.43	138.92	134.66	-0.3	3.4	3.2	118	65	9,546	7,455																																																																																																																																																																																																																																																																																																																																																																																																																																																																																																																																																		
Paris	83.1	85.3	198.94	218.39	165.41	186.19	-2.5	-8.9	-11.2	77.4	79.7	195.33	193.00	151.23	153.74	-2.8	1.2	-1.6	1,189	358	74,580	31,489	Prague	86.7	86.4	90.67	88.52	78.58	76.46	0.3	2.4	2.8	79.4	78.9	83.10	81.10	65.99	63.95	0.7	2.5	3.2	520	101	36,198	14,948	Riga	66.6	71.2	54.30	55.68	36.17	39.64	-6.4	-2.5	-8.7	70.6	72.3	63.83	63.50	45.06	45.94	-2.4	0.5	-1.9	104	28	8,010	3,782	Rome	85.4	83.8	151.86	156.81	129.67	131.47	1.9	-3.2	-1.4	73.9	74.2	138.79	136.27	102.58	101.17	-0.4	1.8	1.4	530	118	42,127	16,958	Saint Petersburg	73.4	66.4	58.00	54.11	42.55	35.91	10.5	7.2	18.5	69.4	62.3	83.60	87.74	58.02	54.69	11.4	-4.7	6.1	245	43	23,637	11,148	Sofia	74.6	72.6	76.54	73.80	57.07	53.56	2.7	3.7	6.6	62.5	64.4	72.91	72.14	45.57	46.46	-3.0	1.1	-1.9	86	13	7,413	2,171	Tallinn	69.1	68.2	73.78	69.79	50.95	47.60	1.3	5.7	7.0	72.4	71.8	81.92	74.89	59.32	53.79	0.8	9.4	10.3	74	11	7,371	2,468	Tel Aviv	68.7	87.9	222.13	227.99	152.62	200.37	-21.8	-2.6	-23.8	75.7	75.9	213.99	196.15	162.10	148.86	-0.2	9.1	8.9	67	22	8,092	5,133	Vienna	83.8	86.0	96.17	102.08	80.59	87.84	-2.6	-5.8	-8.2	77.9	76.4	94.82	88.06	73.88	67.31	1.9	7.7	9.8	380	130	35,931	23,895	Vilnius	64.0	63.1	55.34	58.98	35.40	37.22	1.4	-6.2	-4.9	65.7	67.9	57.47	60.59	37.74	41.14	-3.3	-5.1	-8.3	64	26	5,187	3,267	Warsaw	78.2	80.6	70.68	72.02	55.27	58.07	-3.0	-1.9	-4.8	73.6	76.0	66.35	66.91	48.84	50.84	-3.1	-0.8	-3.9	112	63	17,583	13,926	Zurich	77.9	77.2	171.44	175.27	133.56	135.33	0.9	-2.2	-1.3	76.1	76.3	182.52	176.43	138.92	134.66	-0.3	3.4	3.2	118	65	9,546	7,455																																																																																																																																																																																																																																																																																																																																																																																																																																																																																																																																																																									
Prague	86.7	86.4	90.67	88.52	78.58	76.46	0.3	2.4	2.8	79.4	78.9	83.10	81.10	65.99	63.95	0.7	2.5	3.2	520	101	36,198	14,948	Riga	66.6	71.2	54.30	55.68	36.17	39.64	-6.4	-2.5	-8.7	70.6	72.3	63.83	63.50	45.06	45.94	-2.4	0.5	-1.9	104	28	8,010	3,782	Rome	85.4	83.8	151.86	156.81	129.67	131.47	1.9	-3.2	-1.4	73.9	74.2	138.79	136.27	102.58	101.17	-0.4	1.8	1.4	530	118	42,127	16,958	Saint Petersburg	73.4	66.4	58.00	54.11	42.55	35.91	10.5	7.2	18.5	69.4	62.3	83.60	87.74	58.02	54.69	11.4	-4.7	6.1	245	43	23,637	11,148	Sofia	74.6	72.6	76.54	73.80	57.07	53.56	2.7	3.7	6.6	62.5	64.4	72.91	72.14	45.57	46.46	-3.0	1.1	-1.9	86	13	7,413	2,171	Tallinn	69.1	68.2	73.78	69.79	50.95	47.60	1.3	5.7	7.0	72.4	71.8	81.92	74.89	59.32	53.79	0.8	9.4	10.3	74	11	7,371	2,468	Tel Aviv	68.7	87.9	222.13	227.99	152.62	200.37	-21.8	-2.6	-23.8	75.7	75.9	213.99	196.15	162.10	148.86	-0.2	9.1	8.9	67	22	8,092	5,133	Vienna	83.8	86.0	96.17	102.08	80.59	87.84	-2.6	-5.8	-8.2	77.9	76.4	94.82	88.06	73.88	67.31	1.9	7.7	9.8	380	130	35,931	23,895	Vilnius	64.0	63.1	55.34	58.98	35.40	37.22	1.4	-6.2	-4.9	65.7	67.9	57.47	60.59	37.74	41.14	-3.3	-5.1	-8.3	64	26	5,187	3,267	Warsaw	78.2	80.6	70.68	72.02	55.27	58.07	-3.0	-1.9	-4.8	73.6	76.0	66.35	66.91	48.84	50.84	-3.1	-0.8	-3.9	112	63	17,583	13,926	Zurich	77.9	77.2	171.44	175.27	133.56	135.33	0.9	-2.2	-1.3	76.1	76.3	182.52	176.43	138.92	134.66	-0.3	3.4	3.2	118	65	9,546	7,455																																																																																																																																																																																																																																																																																																																																																																																																																																																																																																																																																																																																
Riga	66.6	71.2	54.30	55.68	36.17	39.64	-6.4	-2.5	-8.7	70.6	72.3	63.83	63.50	45.06	45.94	-2.4	0.5	-1.9	104	28	8,010	3,782	Rome	85.4	83.8	151.86	156.81	129.67	131.47	1.9	-3.2	-1.4	73.9	74.2	138.79	136.27	102.58	101.17	-0.4	1.8	1.4	530	118	42,127	16,958	Saint Petersburg	73.4	66.4	58.00	54.11	42.55	35.91	10.5	7.2	18.5	69.4	62.3	83.60	87.74	58.02	54.69	11.4	-4.7	6.1	245	43	23,637	11,148	Sofia	74.6	72.6	76.54	73.80	57.07	53.56	2.7	3.7	6.6	62.5	64.4	72.91	72.14	45.57	46.46	-3.0	1.1	-1.9	86	13	7,413	2,171	Tallinn	69.1	68.2	73.78	69.79	50.95	47.60	1.3	5.7	7.0	72.4	71.8	81.92	74.89	59.32	53.79	0.8	9.4	10.3	74	11	7,371	2,468	Tel Aviv	68.7	87.9	222.13	227.99	152.62	200.37	-21.8	-2.6	-23.8	75.7	75.9	213.99	196.15	162.10	148.86	-0.2	9.1	8.9	67	22	8,092	5,133	Vienna	83.8	86.0	96.17	102.08	80.59	87.84	-2.6	-5.8	-8.2	77.9	76.4	94.82	88.06	73.88	67.31	1.9	7.7	9.8	380	130	35,931	23,895	Vilnius	64.0	63.1	55.34	58.98	35.40	37.22	1.4	-6.2	-4.9	65.7	67.9	57.47	60.59	37.74	41.14	-3.3	-5.1	-8.3	64	26	5,187	3,267	Warsaw	78.2	80.6	70.68	72.02	55.27	58.07	-3.0	-1.9	-4.8	73.6	76.0	66.35	66.91	48.84	50.84	-3.1	-0.8	-3.9	112	63	17,583	13,926	Zurich	77.9	77.2	171.44	175.27	133.56	135.33	0.9	-2.2	-1.3	76.1	76.3	182.52	176.43	138.92	134.66	-0.3	3.4	3.2	118	65	9,546	7,455																																																																																																																																																																																																																																																																																																																																																																																																																																																																																																																																																																																																																							
Rome	85.4	83.8	151.86	156.81	129.67	131.47	1.9	-3.2	-1.4	73.9	74.2	138.79	136.27	102.58	101.17	-0.4	1.8	1.4	530	118	42,127	16,958	Saint Petersburg	73.4	66.4	58.00	54.11	42.55	35.91	10.5	7.2	18.5	69.4	62.3	83.60	87.74	58.02	54.69	11.4	-4.7	6.1	245	43	23,637	11,148	Sofia	74.6	72.6	76.54	73.80	57.07	53.56	2.7	3.7	6.6	62.5	64.4	72.91	72.14	45.57	46.46	-3.0	1.1	-1.9	86	13	7,413	2,171	Tallinn	69.1	68.2	73.78	69.79	50.95	47.60	1.3	5.7	7.0	72.4	71.8	81.92	74.89	59.32	53.79	0.8	9.4	10.3	74	11	7,371	2,468	Tel Aviv	68.7	87.9	222.13	227.99	152.62	200.37	-21.8	-2.6	-23.8	75.7	75.9	213.99	196.15	162.10	148.86	-0.2	9.1	8.9	67	22	8,092	5,133	Vienna	83.8	86.0	96.17	102.08	80.59	87.84	-2.6	-5.8	-8.2	77.9	76.4	94.82	88.06	73.88	67.31	1.9	7.7	9.8	380	130	35,931	23,895	Vilnius	64.0	63.1	55.34	58.98	35.40	37.22	1.4	-6.2	-4.9	65.7	67.9	57.47	60.59	37.74	41.14	-3.3	-5.1	-8.3	64	26	5,187	3,267	Warsaw	78.2	80.6	70.68	72.02	55.27	58.07	-3.0	-1.9	-4.8	73.6	76.0	66.35	66.91	48.84	50.84	-3.1	-0.8	-3.9	112	63	17,583	13,926	Zurich	77.9	77.2	171.44	175.27	133.56	135.33	0.9	-2.2	-1.3	76.1	76.3	182.52	176.43	138.92	134.66	-0.3	3.4	3.2	118	65	9,546	7,455																																																																																																																																																																																																																																																																																																																																																																																																																																																																																																																																																																																																																																														
Saint Petersburg	73.4	66.4	58.00	54.11	42.55	35.91	10.5	7.2	18.5	69.4	62.3	83.60	87.74	58.02	54.69	11.4	-4.7	6.1	245	43	23,637	11,148	Sofia	74.6	72.6	76.54	73.80	57.07	53.56	2.7	3.7	6.6	62.5	64.4	72.91	72.14	45.57	46.46	-3.0	1.1	-1.9	86	13	7,413	2,171	Tallinn	69.1	68.2	73.78	69.79	50.95	47.60	1.3	5.7	7.0	72.4	71.8	81.92	74.89	59.32	53.79	0.8	9.4	10.3	74	11	7,371	2,468	Tel Aviv	68.7	87.9	222.13	227.99	152.62	200.37	-21.8	-2.6	-23.8	75.7	75.9	213.99	196.15	162.10	148.86	-0.2	9.1	8.9	67	22	8,092	5,133	Vienna	83.8	86.0	96.17	102.08	80.59	87.84	-2.6	-5.8	-8.2	77.9	76.4	94.82	88.06	73.88	67.31	1.9	7.7	9.8	380	130	35,931	23,895	Vilnius	64.0	63.1	55.34	58.98	35.40	37.22	1.4	-6.2	-4.9	65.7	67.9	57.47	60.59	37.74	41.14	-3.3	-5.1	-8.3	64	26	5,187	3,267	Warsaw	78.2	80.6	70.68	72.02	55.27	58.07	-3.0	-1.9	-4.8	73.6	76.0	66.35	66.91	48.84	50.84	-3.1	-0.8	-3.9	112	63	17,583	13,926	Zurich	77.9	77.2	171.44	175.27	133.56	135.33	0.9	-2.2	-1.3	76.1	76.3	182.52	176.43	138.92	134.66	-0.3	3.4	3.2	118	65	9,546	7,455																																																																																																																																																																																																																																																																																																																																																																																																																																																																																																																																																																																																																																																																					
Sofia	74.6	72.6	76.54	73.80	57.07	53.56	2.7	3.7	6.6	62.5	64.4	72.91	72.14	45.57	46.46	-3.0	1.1	-1.9	86	13	7,413	2,171	Tallinn	69.1	68.2	73.78	69.79	50.95	47.60	1.3	5.7	7.0	72.4	71.8	81.92	74.89	59.32	53.79	0.8	9.4	10.3	74	11	7,371	2,468	Tel Aviv	68.7	87.9	222.13	227.99	152.62	200.37	-21.8	-2.6	-23.8	75.7	75.9	213.99	196.15	162.10	148.86	-0.2	9.1	8.9	67	22	8,092	5,133	Vienna	83.8	86.0	96.17	102.08	80.59	87.84	-2.6	-5.8	-8.2	77.9	76.4	94.82	88.06	73.88	67.31	1.9	7.7	9.8	380	130	35,931	23,895	Vilnius	64.0	63.1	55.34	58.98	35.40	37.22	1.4	-6.2	-4.9	65.7	67.9	57.47	60.59	37.74	41.14	-3.3	-5.1	-8.3	64	26	5,187	3,267	Warsaw	78.2	80.6	70.68	72.02	55.27	58.07	-3.0	-1.9	-4.8	73.6	76.0	66.35	66.91	48.84	50.84	-3.1	-0.8	-3.9	112	63	17,583	13,926	Zurich	77.9	77.2	171.44	175.27	133.56	135.33	0.9	-2.2	-1.3	76.1	76.3	182.52	176.43	138.92	134.66	-0.3	3.4	3.2	118	65	9,546	7,455																																																																																																																																																																																																																																																																																																																																																																																																																																																																																																																																																																																																																																																																																												
Tallinn	69.1	68.2	73.78	69.79	50.95	47.60	1.3	5.7	7.0	72.4	71.8	81.92	74.89	59.32	53.79	0.8	9.4	10.3	74	11	7,371	2,468	Tel Aviv	68.7	87.9	222.13	227.99	152.62	200.37	-21.8	-2.6	-23.8	75.7	75.9	213.99	196.15	162.10	148.86	-0.2	9.1	8.9	67	22	8,092	5,133	Vienna	83.8	86.0	96.17	102.08	80.59	87.84	-2.6	-5.8	-8.2	77.9	76.4	94.82	88.06	73.88	67.31	1.9	7.7	9.8	380	130	35,931	23,895	Vilnius	64.0	63.1	55.34	58.98	35.40	37.22	1.4	-6.2	-4.9	65.7	67.9	57.47	60.59	37.74	41.14	-3.3	-5.1	-8.3	64	26	5,187	3,267	Warsaw	78.2	80.6	70.68	72.02	55.27	58.07	-3.0	-1.9	-4.8	73.6	76.0	66.35	66.91	48.84	50.84	-3.1	-0.8	-3.9	112	63	17,583	13,926	Zurich	77.9	77.2	171.44	175.27	133.56	135.33	0.9	-2.2	-1.3	76.1	76.3	182.52	176.43	138.92	134.66	-0.3	3.4	3.2	118	65	9,546	7,455																																																																																																																																																																																																																																																																																																																																																																																																																																																																																																																																																																																																																																																																																																																			
Tel Aviv	68.7	87.9	222.13	227.99	152.62	200.37	-21.8	-2.6	-23.8	75.7	75.9	213.99	196.15	162.10	148.86	-0.2	9.1	8.9	67	22	8,092	5,133	Vienna	83.8	86.0	96.17	102.08	80.59	87.84	-2.6	-5.8	-8.2	77.9	76.4	94.82	88.06	73.88	67.31	1.9	7.7	9.8	380	130	35,931	23,895	Vilnius	64.0	63.1	55.34	58.98	35.40	37.22	1.4	-6.2	-4.9	65.7	67.9	57.47	60.59	37.74	41.14	-3.3	-5.1	-8.3	64	26	5,187	3,267	Warsaw	78.2	80.6	70.68	72.02	55.27	58.07	-3.0	-1.9	-4.8	73.6	76.0	66.35	66.91	48.84	50.84	-3.1	-0.8	-3.9	112	63	17,583	13,926	Zurich	77.9	77.2	171.44	175.27	133.56	135.33	0.9	-2.2	-1.3	76.1	76.3	182.52	176.43	138.92	134.66	-0.3	3.4	3.2	118	65	9,546	7,455																																																																																																																																																																																																																																																																																																																																																																																																																																																																																																																																																																																																																																																																																																																																										
Vienna	83.8	86.0	96.17	102.08	80.59	87.84	-2.6	-5.8	-8.2	77.9	76.4	94.82	88.06	73.88	67.31	1.9	7.7	9.8	380	130	35,931	23,895	Vilnius	64.0	63.1	55.34	58.98	35.40	37.22	1.4	-6.2	-4.9	65.7	67.9	57.47	60.59	37.74	41.14	-3.3	-5.1	-8.3	64	26	5,187	3,267	Warsaw	78.2	80.6	70.68	72.02	55.27	58.07	-3.0	-1.9	-4.8	73.6	76.0	66.35	66.91	48.84	50.84	-3.1	-0.8	-3.9	112	63	17,583	13,926	Zurich	77.9	77.2	171.44	175.27	133.56	135.33	0.9	-2.2	-1.3	76.1	76.3	182.52	176.43	138.92	134.66	-0.3	3.4	3.2	118	65	9,546	7,455																																																																																																																																																																																																																																																																																																																																																																																																																																																																																																																																																																																																																																																																																																																																																																	
Vilnius	64.0	63.1	55.34	58.98	35.40	37.22	1.4	-6.2	-4.9	65.7	67.9	57.47	60.59	37.74	41.14	-3.3	-5.1	-8.3	64	26	5,187	3,267	Warsaw	78.2	80.6	70.68	72.02	55.27	58.07	-3.0	-1.9	-4.8	73.6	76.0	66.35	66.91	48.84	50.84	-3.1	-0.8	-3.9	112	63	17,583	13,926	Zurich	77.9	77.2	171.44	175.27	133.56	135.33	0.9	-2.2	-1.3	76.1	76.3	182.52	176.43	138.92	134.66	-0.3	3.4	3.2	118	65	9,546	7,455																																																																																																																																																																																																																																																																																																																																																																																																																																																																																																																																																																																																																																																																																																																																																																																								
Warsaw	78.2	80.6	70.68	72.02	55.27	58.07	-3.0	-1.9	-4.8	73.6	76.0	66.35	66.91	48.84	50.84	-3.1	-0.8	-3.9	112	63	17,583	13,926	Zurich	77.9	77.2	171.44	175.27	133.56	135.33	0.9	-2.2	-1.3	76.1	76.3	182.52	176.43	138.92	134.66	-0.3	3.4	3.2	118	65	9,546	7,455																																																																																																																																																																																																																																																																																																																																																																																																																																																																																																																																																																																																																																																																																																																																																																																																															
Zurich	77.9	77.2	171.44	175.27	133.56	135.33	0.9	-2.2	-1.3	76.1	76.3	182.52	176.43	138.92	134.66	-0.3	3.4	3.2	118	65	9,546	7,455																																																																																																																																																																																																																																																																																																																																																																																																																																																																																																																																																																																																																																																																																																																																																																																																																																						

The STR Hotel Review Report is a publication of STR, Inc. and STR Global, Ltd., and is intended solely for use by paid subscribers. Reproduction or distribution of the STR Hotel Review Report, in whole or part, without written permission is prohibited and subject to legal action. If you have received this report and are NOT a subscriber to the STR Hotel Review Report, please contact us immediately. Source: 2019 STR, Inc. / STR Global, Ltd. trading as "STR".

Market Performance (Data in US Dollars)

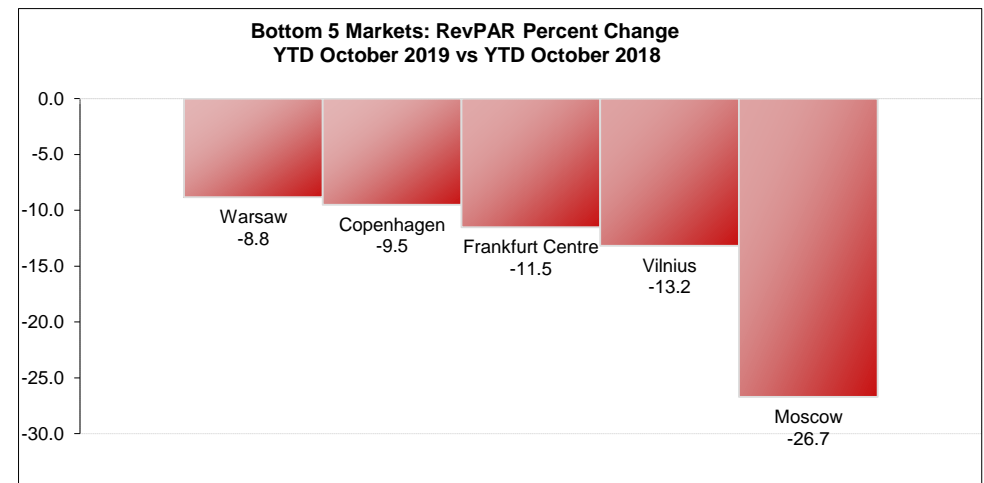
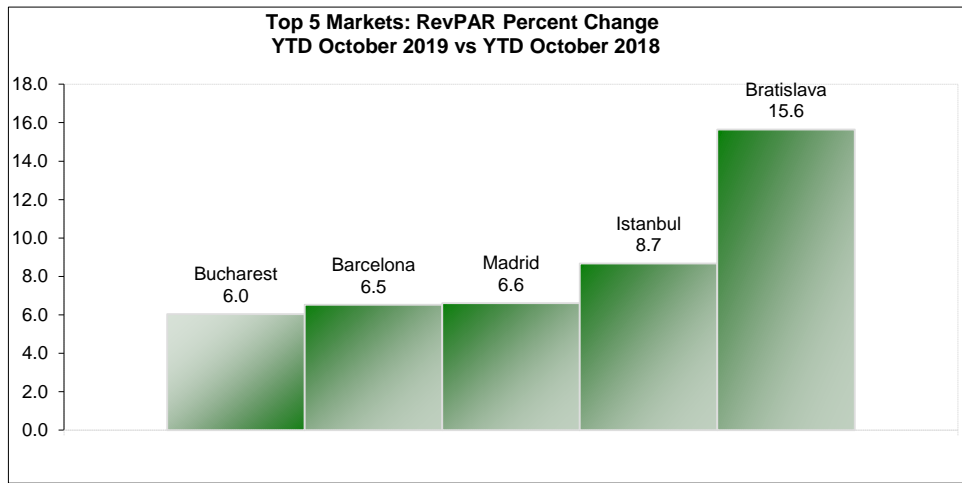
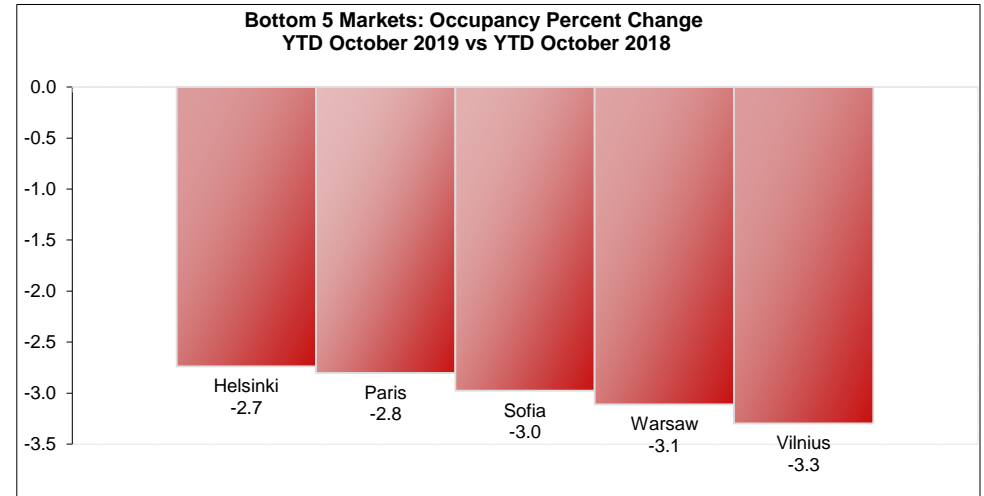
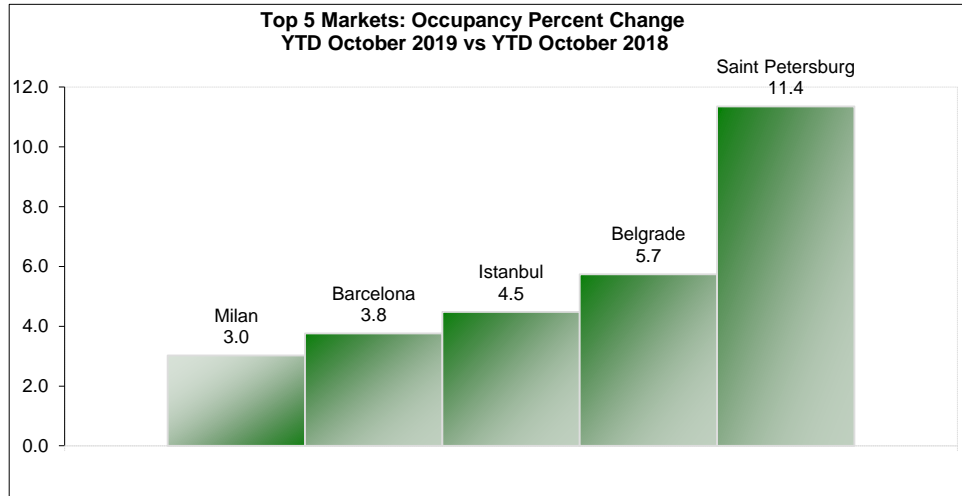
For the Month of: October 2019

	October 2019 vs October 2018									Year to Date - October 2019 vs October 2018									Participation			
	Occ (%)		ADR		RevPAR		Percent Change from October 2018			Occ (%)		ADR		RevPAR		Percent Change from YTD 2018			Properties		Rooms	
	2019	2018	2019	2018	2019	2018	Occ	ADR	RevPAR	2019	2018	2019	2018	2019	2018	Occ	ADR	RevPAR	Occ	Sample	Census	Sample
Europe	76.8	76.6	128.55	129.05	98.70	98.84	0.2	-0.4	-0.1	73.3	73.0	127.85	132.64	93.68	96.89	0.3	-3.6	-3.3	73,601	12,906	5,117,973	1,696,824
Markets																						
Amsterdam	86.2	85.1	171.05	180.63	147.40	153.73	1.2	-5.3	-4.1	83.0	83.0	168.26	181.60	139.59	150.67	-0.0	-7.4	-7.4	413	163	43,110	31,692
Athens	80.4	82.0	156.98	147.00	126.17	120.56	-2.0	6.8	4.6	74.6	76.6	158.32	149.53	118.13	114.50	-2.6	5.9	3.2	240	57	20,555	9,170
Baku	68.0	55.4	105.14	104.64	71.45	57.99	22.6	0.5	23.2	64.1	63.5	110.82	113.07	71.01	71.81	0.9	-2.0	-1.1	62	15	5,951	3,472
Barcelona	83.4	85.1	173.35	162.38	144.56	138.12	-2.0	6.8	4.7	81.5	78.6	168.11	163.74	137.06	128.67	3.8	2.7	6.5	796	174	72,544	25,208
Belgrade	79.3	72.1	105.21	98.03	83.42	70.65	10.0	7.3	18.1	65.9	62.4	92.83	99.90	61.20	62.29	5.7	-7.1	-1.7	120	16	7,666	2,444
Berlin	84.0	83.6	116.21	124.44	97.59	104.05	0.4	-6.6	-6.2	80.0	78.7	111.97	118.61	89.54	93.29	1.7	-5.6	-4.0	681	244	73,452	49,274
Bratislava	73.8	73.1	85.30	81.49	62.95	59.59	0.9	4.7	5.6	67.6	66.8	91.38	79.95	61.74	53.39	1.2	14.3	15.6	70	25	5,109	3,031
Brussels	81.4	81.4	150.31	148.70	122.31	121.08	-0.1	1.1	1.0	73.8	72.5	134.93	135.07	99.52	97.94	1.7	-0.1	1.6	246	88	22,636	14,988
Bucharest	79.2	82.4	101.25	97.14	80.19	80.08	-3.9	4.2	0.1	74.6	74.2	97.20	92.20	72.52	68.39	0.6	5.4	6.0	105	33	10,268	5,961
Budapest	84.9	85.5	109.71	109.14	93.11	93.31	-0.7	0.5	-0.2	78.8	80.1	102.91	103.39	81.06	82.84	-1.7	-0.5	-2.2	258	74	23,100	13,353
Copenhagen	79.3	78.5	145.55	145.14	115.43	113.97	1.0	0.3	1.3	78.3	80.4	151.76	163.36	118.90	131.40	-2.6	-7.1	-9.5	126	36	20,460	8,279
Dublin	85.3	89.3	157.79	166.06	134.65	148.35	-4.5	-5.0	-9.2	84.5	85.4	162.05	173.83	136.90	148.44	-1.1	-6.8	-7.8	230	111	23,633	18,856
Edinburgh	85.6	87.4	113.74	117.24	97.34	102.43	-2.0	-3.0	-5.0	82.7	83.3	132.18	141.07	109.26	117.51	-0.8	-6.3	-7.0	239	122	16,344	13,900
Frankfurt Centre	72.2	74.2	134.90	145.68	97.33	108.09	-2.8	-7.4	-10.0	68.8	70.4	131.66	145.53	90.63	102.43	-2.2	-9.5	-11.5	176	82	23,431	17,088
Geneva Area	71.5	73.4	237.45	239.94	169.85	176.22	-2.6	-1.0	-3.6	72.8	72.8	267.95	269.97	195.07	196.62	-0.0	-0.7	-0.8	110	45	9,985	6,380
Helsinki	75.1	72.6	141.89	124.82	106.53	90.62	3.4	13.7	17.5	70.0	72.0	133.42	130.39	93.39	93.83	-2.7	2.3	-0.5	94	54	14,788	10,254
Istanbul	79.6	74.2	102.05	98.98	81.26	73.46	7.3	3.1	10.6	75.1	71.8	101.87	97.94	76.47	70.37	4.5	4.0	8.7	547	168	61,021	31,343
Lisbon	87.7	86.6	158.12	151.77	138.64	131.48	1.2	4.2	5.4	78.4	80.0	142.99	146.36	112.08	117.07	-2.0	-2.3	-4.3	212	64	21,437	10,049
London	87.6	89.2	207.63	202.80	181.97	180.94	-1.8	2.4	0.6	83.6	83.4	194.88	197.60	163.01	164.77	0.3	-1.4	-1.1	1,662	717	142,446	107,230
Madrid	84.9	86.0	160.64	156.72	136.30	134.82	-1.4	2.5	1.1	76.2	74.7	134.58	128.63	102.48	96.13	1.9	4.6	6.6	519	180	53,656	26,762
Manchester	82.8	83.7	99.96	102.85	82.74	86.08	-1.1	-2.8	-3.9	78.7	78.0	95.37	98.91	75.10	77.19	0.9	-3.6	-2.7	288	159	25,321	20,322
Milan	84.4	80.7	173.58	160.52	146.49	129.62	4.5	8.1	13.0	73.8	71.6	169.79	171.19	125.24	122.57	3.0	-0.8	2.2	421	139	34,882	19,733
Moscow	78.7	76.3	96.17	91.47	75.66	69.77	3.2	5.1	8.5	75.5	73.8	88.45	123.53	66.81	91.16	2.4	-28.4	-26.7	324	94	51,131	24,929
Paris	83.1	85.3	256.22	278.58	213.03	237.50	-2.5	-8.0	-10.3	77.4	79.7	247.40	257.48	191.55	205.10	-2.8	-3.9	-6.6	1,189	358	74,580	31,489
Prague	86.7	86.4	116.77	112.92	101.20	97.53	0.3	3.4	3.8	79.4	78.9	105.08	107.95	83.45	85.13	0.7	-2.7	-2.0	520	101	36,198	14,948
Riga	66.6	71.2	69.93	71.03	46.58	50.56	-6.4	-1.5	-7.9	70.6	72.3	80.44	84.50	56.79	61.13	-2.4	-4.8	-7.1	104	28	8,010	3,782
Rome	85.4	83.8	195.58	200.03	167.01	167.70	1.9	-2.2	-0.4	73.9	74.2	175.54	181.38	129.75	134.66	-0.4	-3.2	-3.6	530	118	42,127	16,958
Saint Petersburg	73.4	66.4	74.71	69.03	54.80	45.81	10.5	8.2	19.6	69.4	62.3	105.14	116.27	72.97	72.48	11.4	-9.6	0.7	245	43	23,637	11,148
Sofia	74.6	72.6	98.58	94.14	73.50	68.32	2.7	4.7	7.6	62.5	64.4	92.53	96.47	57.82	62.14	-3.0	-4.1	-6.9	86	13	7,413	2,171
Tallinn	69.1	68.2	95.03	89.02	65.62	60.71	1.3	6.7	8.1	72.4	71.8	103.31	99.76	74.80	71.65	0.8	3.6	4.4	74	11	7,371	2,468
Tel Aviv	68.7	87.9	286.09	290.83	196.56	255.59	-21.8	-1.6	-23.1	75.7	75.9	271.01	262.00	205.29	198.84	-0.2	3.4	3.2	67	22	8,092	5,133
Vienna	83.8	86.0	123.86	130.21	103.79	112.04	-2.6	-4.9	-7.4	77.9	76.4	120.05	117.27	93.54	89.64	1.9	2.4	4.4	380	130	35,931	23,895
Vilnius	64.0	63.1	71.27	75.23	45.60	47.48	1.4	-5.3	-4.0	65.7	67.9	72.47	80.72	47.59	54.82	-3.3	-10.2	-13.2	64	26	5,187	3,267
Warsaw	78.2	80.6	91.03	91.87	71.18	74.07	-3.0	-0.9	-3.9	73.6	76.0	84.11	89.39	61.92	67.91	-3.1	-5.9	-8.8	112	63	17,583	13,926
Zurich	77.9	77.2	220.80	223.58	172.01	172.63	0.9	-1.2	-0.4	76.1	76.3	230.97	235.71	175.79	179.91	-0.3	-2.0	-2.3	118	65	9,546	7,455

The STR Hotel Review Report is a publication of STR, Inc. and STR Global, Ltd., and is intended solely for use by paid subscribers. Reproduction or distribution of the STR Hotel Review Report, in whole or part, without written permission is prohibited and subject to legal action. If you have received this report and are NOT a subscriber to the STR Hotel Review Report, please contact us immediately. Source: 2019 STR, Inc. / STR Global, Ltd. trading as "STR".

European Market Performance Graphs (Data in US Dollars)

For the Month of: October 2019



World Regions

Americas

Caribbean	Central America
Anguilla	Belize
Antigua & Barbuda	Costa Rica
Aruba	El Salvador
Bahamas	Guatemala
Barbados	Honduras
Bermuda	Nicaragua
British Virgin Islands	Panama
Cayman Islands	
Curacao	North America
Cuba	Canada
Dominica	Greenland
Dominican Republic	Mexico
Grenada	United States
Guadeloupe	
Haiti	South America
Jamaica	Argentina
Martinique	Bolivia
Montserrat	Brazil
Netherlands Antilles	Chile
Puerto Rico	Colombia
St. Kitts & Nevis	Ecuador
St. Lucia	Falkland Islands
St. Vincent	French Guiana
Trinidad & Tobago	Guyana
Turks & Caicos	Paraguay
US Virgin Islands	Peru
	Suriname
	Uruguay
	Venezuela

Asia Pacific

Central & South Asia	Australia & Oceania
Bangladesh	American Samoa
Bhutan	Australia
India	Cook Islands
Maldives	Fiji
Nepal	French Polynesia
Pakistan	Guam
Sri Lanka	Kiribati
	Marshall Islands
	Micronesia
Northeastern Asia	Nauru
China	New Caledonia
Japan	New Zealand
North Korea	Niue
South Korea	Northern Mariana Islands
Mongolia	Palau
Taiwan	Papua New Guinea
	Samoa
Southeastern Asia	Solomon Islands
Brunei	Tonga
Cambodia	Tuvalu
East Timor	Vanuatu
Indonesia	
Laos	
Malaysia	
Myanmar	
Philippines	
Singapore	
Thailand	
Vietnam	

Europe

Eastern Europe	Southern Europe
Armenia	Albania
Azerbaijan	Andorra
Belarus	Bosnia and Herzegovina
Bulgaria	Croatia
Czech Republic	Cyprus
Georgia	Gibraltar
Hungary	Greece
Kazakhstan	Italy
Kyrgyzstan	Israel
Poland	Kosovo
Moldova	Macedonia
Romania	Malta
Russia	Montenegro
Slovakia	Portugal
Tajikistan	San Marino
Turkmenistan	Serbia
Ukraine	Slovenia
Uzbekistan	Spain
	Turkey
Northern Europe	Western Europe
Denmark	Austria
Estonia	Belgium
Faroe Islands	France
Finland	Germany
Iceland	Liechtenstein
Ireland	Luxembourg
Latvia	Monaco
Lithuania	Netherlands
Norway	Switzerland
Sweden	
United Kingdom	

Middle East / Africa

Middle East	Southern Africa
Afghanistan	Angola
Bahrain	Benin
Iran	Botswana
Iraq	Burundi
Jordan	Cameroon
Kuwait	Cape Verde
Lebanon	Central African Republic
Oman	Comoros
Qatar	Cote d'Ivoire
Saudi Arabia	Democratic Rep. of Congo
Syria	Equatorial Guinea
UAE	Ethiopia
Yemen	Gabon
	Gambia
Northern Africa	Ghana
Algeria	Guinea
Burkina Faso	Guinea-Bissau
Chad	Kenya
Djibouti	Lesotho
Egypt	Liberia
Eritrea	Madagascar
Libya	Malawi
Mali	Mauritius
Morocco	Mozambique
Mauritania	Namibia
Niger	Nigeria
Sudan	Republic Of Congo
South Sudan	Reunion
Tunisia	Rwanda
	Sao Tome and Principe
	Senegal
	Seychelles
	Sierra Leone
	Somalia
	South Africa
	Swaziland
	Tanzania
	Togo
	Uganda
	Zambia
	Zimbabwe



How can we assist you?

Glossary:

For all STR definitions, please visit www.str.com/resources/glossary

Frequently Asked Questions (FAQ):

For all STR FAQs, please click here or visit www.str.com/resources/faq

Please visit our website at www.str.com, or if you need additional assistance please reach out to our Customer Support team.

North America:

735 East Main Street, Hendersonville, TN 37075 USA

T : +1 615 824 8664

support@str.com

International:

Blue Fin Building, 110 Southwark Street, London SE1 0TA

T : +44 (0) 20 7922 1930

industryinfo@str.com

Asia Pacific:

Thong Teck Building, 15 Scotts Road #08-12, 228 218 Singapore

T: +64 6800 7850

apinfo@str.com

For the latest in industry news, visit HotelNewsNow.com.

To learn more about the Hotel Data Conference, visit HotelDataConference.com.