



United Kingdom
Blue Fin Building
110 Southwark Street
London SE1 0TA
Phone: +44 (0)20 7922 1930
Fax: +44 (0)20 7922 1931
www.strglobal.com

United States
735 East Main Street
Hendersonville
TN 37075
Phone: +1 (615) 824 8664
Fax: +1 (615) 824 3848
www.str.com

European Hotel Review

European Hotel Industry Performance for the Month of November 2015

Volume 15, Issue EU11

Date Created: December 18, 2015

In this issue

	Page
Global Performance (Euros)	2
Global Performance (British Pounds)	3
Global Performance (US Dollars)	4
Country Performance (Local Currency)	5
Country Performance (Euros)	6
Country Performance (British Pounds)	7
Country Performance (US Dollars)	8
Market Performance (Local Currency)	9
Market Performance (Euros)	10
Market Performance (British Pounds)	11
Market Performance (US Dollars)	12
Market Performance Graphs	13
World Regions	14
Definitions	15

Global Performance (Data in Euros)

For the Month of: November 2015



	November 2015 vs November 2014									Year to Date - November 2015 vs November 2014									Participation			
	Occ %		ADR		RevPAR		Percent Change from November 2014			Occ %		ADR		RevPAR		Percent Change from YTD 2014			Properties		Rooms	
	2015	2014	2015	2014	2015	2014	Occ.	ADR	RevPAR	2015	2014	2015	2014	2015	2014	Occ.	ADR	RevPAR	Census	Sample	Census	Sample
Asia Pacific	70.4	71.8	99.32	90.86	69.97	65.20	-1.8	9.3	7.3	68.3	68.3	95.96	86.48	65.59	59.07	0.1	11.0	11.0	31,416	7,416	4,019,467	1,407,398
Central & South Asia	64.2	66.6	102.76	93.92	66.00	62.53	-3.5	9.4	5.5	61.4	59.0	99.01	89.12	60.81	52.61	4.0	11.1	15.6	3,886	772	266,631	104,227
Northeastern Asia	69.4	70.7	90.49	80.32	62.80	56.78	-1.8	12.7	10.6	68.1	68.4	86.66	75.75	59.02	51.83	-0.5	14.4	13.9	15,693	4,379	2,657,947	900,938
Southeastern Asia	70.5	72.4	106.55	98.93	75.08	71.64	-2.7	7.7	4.8	67.4	67.4	108.29	99.27	72.96	66.88	0.0	9.1	9.1	6,338	1,008	773,741	246,314
Australia & Oceania	80.6	79.8	131.46	128.71	105.96	102.73	1.0	2.1	3.1	75.7	74.7	124.27	120.55	94.03	90.02	1.3	3.1	4.5	5,499	1,257	321,148	155,919
Americas	59.7	59.3	108.50	90.50	64.73	53.67	0.6	19.9	20.6	66.4	65.4	109.10	87.88	72.46	57.48	1.5	24.1	26.1	69,882	34,962	6,437,254	4,157,659
North America	59.5	59.0	108.33	89.83	64.45	53.00	0.8	20.6	21.6	66.6	65.5	108.66	86.99	72.38	56.98	1.7	24.9	27.0	63,228	33,719	5,756,581	3,953,237
Caribbean	67.1	68.2	181.89	147.69	122.11	100.75	-1.6	23.2	21.2	69.3	67.7	201.65	158.80	139.84	107.59	2.4	27.0	30.0	1,922	219	230,489	49,743
Central America	62.5	59.4	100.17	84.12	62.60	50.00	5.1	19.1	25.2	58.2	57.2	101.33	83.95	58.99	48.02	1.8	20.7	22.9	932	126	59,614	21,878
South America	63.2	67.9	86.77	91.93	54.79	62.44	-7.0	-5.6	-12.2	59.0	61.8	88.67	96.45	52.28	59.58	-4.6	-8.1	-12.3	3,800	898	390,570	132,801
Europe	68.1	67.6	109.92	101.10	74.88	68.33	0.8	8.7	9.6	71.2	69.5	114.09	105.39	81.25	73.21	2.5	8.3	11.0	60,635	8,890	4,481,675	1,212,218
Eastern Europe	57.9	57.2	67.32	68.45	39.00	39.19	1.2	-1.6	-0.5	62.1	58.6	72.79	76.41	45.22	44.75	6.1	-4.7	1.0	5,614	671	484,587	130,222
Northern Europe	75.3	75.5	123.79	108.11	93.17	81.64	-0.3	14.5	14.1	76.8	75.7	119.25	104.59	91.60	79.12	1.5	14.0	15.8	12,730	3,642	888,948	415,665
Southern Europe	62.9	60.7	101.36	92.46	63.73	56.17	3.5	9.6	13.5	68.7	66.3	116.17	106.83	79.85	70.78	3.8	8.7	12.8	17,684	1,832	1,645,452	289,474
Western Europe	67.8	67.5	111.62	107.76	75.68	72.73	0.5	3.6	4.1	70.0	68.7	118.30	113.30	82.83	77.89	1.8	4.4	6.3	24,607	2,745	1,462,688	376,857
Middle East/Africa	64.6	67.1	154.49	135.71	99.83	91.11	-3.7	13.8	9.6	63.3	63.6	141.94	121.61	89.89	77.31	-0.4	16.7	16.3	5,631	1,447	776,486	307,891
Middle East	69.2	71.6	193.35	170.44	133.86	122.00	-3.3	13.4	9.7	67.7	68.7	174.10	148.45	117.86	102.06	-1.5	17.3	15.5	1,619	683	281,605	171,721
Northern Africa	46.9	54.8	85.70	72.34	40.20	39.67	-14.5	18.5	1.3	54.2	53.7	82.90	71.09	44.91	38.19	0.9	16.6	17.6	1,481	197	302,312	56,104
Southern Africa	67.1	67.0	102.24	97.65	68.65	65.43	0.2	4.7	4.9	60.4	60.5	101.92	93.06	61.56	56.32	-0.2	9.5	9.3	2,531	567	192,569	80,066
Markets	72.8	70.4	87.49	77.51	63.67	54.54	3.4	12.9	16.7	72.0	69.6	82.49	69.47	59.40	48.33	3.5	18.7	22.9	1,317	425	223,426	84,498
Beijing	77.3	76.7	92.26	88.82	71.28	68.17	0.7	3.9	4.6	77.4	75.0	94.08	89.45	72.78	67.05	3.2	5.2	8.6	637	181	64,864	36,413
Buenos Aires	74.6	74.8	125.73	110.36	93.85	82.53	-0.2	13.9	13.7	62.0	63.4	115.06	99.44	71.38	63.07	-2.2	15.7	13.2	223	52	20,006	7,584
Dubai	82.4	85.0	223.93	202.25	184.41	171.86	-3.1	10.7	7.3	77.5	78.6	196.73	176.12	152.54	138.49	-1.4	11.7	10.1	381	201	78,184	56,416
Hong Kong	89.4	88.4	214.56	186.63	191.80	164.93	1.2	15.0	16.3	83.6	86.5	186.85	170.24	156.18	147.31	-3.4	9.8	6.0	215	94	67,104	34,180
London	81.7	84.6	210.77	182.27	172.16	154.26	-3.5	15.6	11.6	82.8	83.4	200.35	175.01	165.97	145.90	-0.6	14.5	13.8	1,312	589	123,867	88,774
Los Angeles	72.4	72.3	144.36	116.42	104.50	84.22	0.1	24.0	24.1	80.6	79.8	144.29	111.44	116.28	88.90	1.0	29.5	30.8	995	492	98,166	75,314
Madrid	71.9	64.1	99.18	84.45	71.29	54.12	12.2	17.4	31.7	70.0	65.5	94.55	85.59	66.17	56.05	6.9	10.5	18.1	391	144	47,302	22,039
New York	83.7	83.2	251.19	221.15	210.18	184.08	0.5	13.6	14.2	84.8	84.8	232.65	196.60	197.17	166.64	0.0	18.3	18.3	657	461	117,280	99,614
Paris	66.5	75.7	249.12	221.81	165.68	167.86	-12.1	12.3	-1.3	78.1	81.0	257.60	249.36	201.24	201.90	-3.5	3.3	-0.3	1,084	142	68,962	15,043
Rome	61.3	63.2	132.92	129.70	81.52	81.96	-2.9	2.5	-0.5	70.4	70.7	153.37	145.37	108.04	102.75	-0.3	5.5	5.1	511	82	40,169	13,993
Sydney	90.1	90.4	161.60	150.61	145.63	136.13	-0.3	7.3	7.0	85.5	83.9	141.91	134.40	121.33	112.78	1.9	5.6	7.6	358	186	38,946	31,236
Tokyo	87.8	91.3	151.18	115.48	132.68	105.45	-3.9	30.9	25.8	86.8	86.7	135.16	114.65	117.28	99.39	0.1	17.9	18.0	495	141	106,100	42,540
Toronto	70.6	68.7	109.59	101.56	77.36	69.81	2.7	7.9	10.8	73.5	73.0	109.91	99.36	80.76	72.53	0.7	10.6	11.3	215	145	36,698	32,615

STR Global and STR track over 46,000 hotels worldwide. If you need information on additional countries and cities, please contact us on sales@strglobal.com

Legal Notice

STR Global Limited's Hotel Review is a publication of STR Global Limited and is intended solely for use by paid subscribers. Reproduction or distribution of the Hotel Review, in whole or part, without written permission of STR Global Limited is prohibited and subject to legal action.

Site licenses are available. Ownership, distribution and use of the Hotel Review and its contents are subject to the terms set forth in the contract you have entered into with STR Global Limited

Source 2015 STR Global Limited

Global Performance (Data in British Pounds)

For the Month of: November 2015



	November 2015 vs November 2014									Year to Date - November 2015 vs November 2014									Participation			
	Occ %		ADR		RevPAR		Percent Change from November 2014			Occ %		ADR		RevPAR		Percent Change from YTD 2014			Properties		Rooms	
	2015	2014	2015	2014	2015	2014	Occ.	ADR	RevPAR	2015	2014	2015	2014	2015	2014	Occ.	ADR	RevPAR	Census	Sample	Census	Sample
Asia Pacific	70.4	71.8	69.97	72.32	49.29	51.89	-1.8	-3.2	-5.0	68.3	68.3	69.27	69.57	47.34	47.52	0.1	-0.4	-0.4	31,416	7,416	4,019,467	1,407,398
Central & South Asia	64.2	66.6	72.40	74.74	46.50	49.77	-3.5	-3.1	-6.6	61.4	59.0	71.58	71.87	43.96	42.42	4.0	-0.4	3.6	3,886	772	266,631	104,227
Northeastern Asia	69.4	70.7	63.75	63.93	44.24	45.19	-1.8	-0.3	-2.1	68.1	68.4	62.53	60.91	42.58	41.68	-0.5	2.7	2.2	15,693	4,379	2,657,947	900,938
Southeastern Asia	70.5	72.4	75.07	78.74	52.89	57.02	-2.7	-4.7	-7.2	67.4	67.4	78.21	79.91	52.69	53.84	0.0	-2.1	-2.1	6,338	1,008	773,741	246,314
Australia & Oceania	80.6	79.8	92.62	102.43	74.65	81.76	1.0	-9.6	-8.7	75.7	74.7	89.71	96.98	67.88	72.42	1.3	-7.5	-6.3	5,499	1,257	321,148	155,919
Americas	59.7	59.3	76.44	72.02	45.60	42.72	0.6	6.1	6.8	66.4	65.4	78.66	70.63	52.24	46.20	1.5	11.4	13.1	69,882	34,962	6,437,254	4,157,659
North America	59.5	59.0	76.32	71.49	45.41	42.18	0.8	6.8	7.6	66.6	65.5	78.34	69.90	52.18	45.79	1.7	12.1	14.0	63,228	33,719	5,756,581	3,953,237
Caribbean	67.1	68.2	128.14	117.54	86.03	80.19	-1.6	9.0	7.3	69.3	67.7	145.77	128.44	101.09	87.02	2.4	13.5	16.2	1,922	219	230,489	49,743
Central America	62.5	59.4	70.57	66.95	44.10	39.79	5.1	5.4	10.8	58.2	57.2	73.19	67.73	42.61	38.74	1.8	8.1	10.0	932	126	59,614	21,878
South America	63.2	67.9	61.13	73.17	38.60	49.69	-7.0	-16.5	-22.3	59.0	61.8	64.02	77.61	37.74	47.94	-4.6	-17.5	-21.3	3,800	898	390,570	132,801
Europe	68.1	67.6	77.44	80.46	52.76	54.38	0.8	-3.8	-3.0	71.2	69.5	82.24	84.62	58.57	58.78	2.5	-2.8	-0.4	60,635	8,890	4,481,675	1,212,218
Eastern Europe	57.9	57.2	47.43	54.48	27.48	31.19	1.2	-12.9	-11.9	62.1	58.6	52.45	61.39	32.58	35.95	6.1	-14.6	-9.4	5,614	671	484,587	130,222
Northern Europe	75.3	75.5	87.21	86.04	65.64	64.98	-0.3	1.4	1.0	76.8	75.7	85.94	83.97	66.02	63.53	1.5	2.3	3.9	12,730	3,642	888,948	415,665
Southern Europe	62.9	60.7	71.41	73.58	44.90	44.70	3.5	-3.0	0.4	68.7	66.3	83.70	85.69	57.53	56.77	3.8	-2.3	1.3	17,684	1,832	1,645,452	289,474
Western Europe	67.8	67.5	78.64	85.76	53.32	57.88	0.5	-8.3	-7.9	70.0	68.7	85.35	91.04	59.75	62.59	1.8	-6.3	-4.5	24,607	2,745	1,462,688	376,857
Middle East/Africa	64.6	67.1	108.84	108.01	70.33	72.51	-3.7	0.8	-3.0	63.3	63.6	102.58	97.98	64.97	62.29	-0.4	4.7	4.3	5,631	1,447	776,486	307,891
Middle East	69.2	71.6	136.21	135.65	94.30	97.10	-3.3	0.4	-2.9	67.7	68.7	125.87	119.67	85.21	82.27	-1.5	5.2	3.6	1,619	683	281,605	171,721
Northern Africa	46.9	54.8	60.37	57.57	28.32	31.58	-14.5	4.9	-10.3	54.2	53.7	59.87	57.10	32.44	30.67	0.9	4.8	5.7	1,481	197	302,312	56,104
Southern Africa	67.1	67.0	72.02	77.72	48.36	52.07	0.2	-7.3	-7.1	60.4	60.5	73.59	74.94	44.45	45.35	-0.2	-1.8	-2.0	2,531	567	192,569	80,066
Markets	72.8	70.4	61.64	61.69	44.85	43.40	3.4	-0.1	3.3	72.0	69.6	59.47	55.82	42.83	38.84	3.5	6.5	10.3	1,317	425	223,426	84,498
Beijing	77.3	76.7	65.00	70.69	50.21	54.25	0.7	-8.1	-7.4	77.4	75.0	67.85	71.82	52.49	53.83	3.2	-5.5	-2.5	637	181	64,864	36,413
Buenos Aires	74.6	74.8	88.58	87.83	66.11	65.68	-0.2	0.9	0.7	62.0	63.4	83.03	80.00	51.51	50.74	-2.2	3.8	1.5	223	52	20,006	7,584
Dubai	82.4	85.0	157.76	160.97	129.92	136.77	-3.1	-2.0	-5.0	77.5	78.6	142.39	142.24	110.40	111.86	-1.4	0.1	-1.3	381	201	78,184	56,416
Hong Kong	89.4	88.4	151.15	148.53	135.12	131.26	1.2	1.8	2.9	83.6	86.5	134.94	137.02	112.79	118.56	-3.4	-1.5	-4.9	215	94	67,104	34,180
London	81.7	84.6	148.49	145.06	121.28	122.77	-3.5	2.4	-1.2	82.8	83.4	144.37	140.52	119.60	117.14	-0.6	2.7	2.1	1,312	589	123,867	88,774
Los Angeles	72.4	72.3	101.70	92.66	73.62	67.02	0.1	9.8	9.8	80.6	79.8	104.06	89.59	83.86	71.48	1.0	16.2	17.3	995	492	98,166	75,314
Madrid	71.9	64.1	69.87	67.21	50.22	43.07	12.2	4.0	16.6	70.0	65.5	68.16	68.77	47.70	45.04	6.9	-0.9	5.9	391	144	47,302	22,039
New York	83.7	83.2	176.96	176.00	148.07	146.50	0.5	0.5	1.1	84.8	84.8	167.65	157.75	142.09	133.71	0.0	6.3	6.3	657	461	117,280	99,614
Paris	66.5	75.7	175.51	176.53	116.72	133.59	-12.1	-0.6	-12.6	78.1	81.0	185.63	200.20	145.02	162.09	-3.5	-7.3	-10.5	1,084	142	68,962	15,043
Rome	61.3	63.2	93.64	103.22	57.43	65.23	-2.9	-9.3	-12.0	70.4	70.7	110.41	116.73	77.78	82.51	-0.3	-5.4	-5.7	511	82	40,169	13,993
Sydney	90.1	90.4	113.85	119.87	102.60	108.34	-0.3	-5.0	-5.3	85.5	83.9	102.44	108.20	87.58	90.80	1.9	-5.3	-3.5	358	186	38,946	31,236
Tokyo	87.8	91.3	106.50	91.90	93.47	83.92	-3.9	15.9	11.4	86.8	86.7	97.50	92.25	84.60	79.97	0.1	5.7	5.8	495	141	106,100	42,540
Toronto	70.6	68.7	77.21	80.83	54.50	55.56	2.7	-4.5	-1.9	73.5	73.0	79.25	79.77	58.23	58.23	0.7	-0.7	0.0	215	145	36,698	32,615

STR Global and STR track over 46,000 hotels worldwide. If you need information on additional countries and cities, please contact us on sales@strglobal.com

Legal Notice

STR Global Limited's Hotel Review is a publication of STR Global Limited and is intended solely for use by paid subscribers. Reproduction or distribution of the Hotel Review, in whole or part, without written permission of STR Global Limited is prohibited and subject to legal action.

Site licenses are available. Ownership, distribution and use of the Hotel Review and its contents are subject to the terms set forth in the contract you have entered into with STR Global Limited

Source 2015 STR Global Limited

Country Performance (Data in Local Currency)

For the Month of: November 2015



Countries	November 2015 vs November 2014									November 2015		Year to Date - November 2015 vs November 2014									Participation			
	Occ (%)		ADR		RevPAR		Percent Change from November 2014			Currency ISO Code	Exchange Rate to USD	Occ (%)		ADR		RevPAR		Percent Change from YTD 2014			Properties		Rooms	
	2015	2014	2015	2014	2015	2014	Occ	ADR	RevPAR			2015	2014	2015	2014	2015	2014	Occ	ADR	RevPAR	Occ	Sample	Census	Sample
Austria	69.7	68.2	90.63	89.26	63.19	60.90	2.2	1.5	3.8	EUR	0.94404	71.6	71.0	99.58	93.86	71.28	66.67	0.8	6.1	6.9	1,668	172	101,586	27,609
Belgium	65.4	74.2	101.41	101.09	66.35	75.03	-11.9	0.3	-11.6	EUR	0.94404	73.1	71.5	100.78	96.50	73.66	69.01	2.2	4.4	6.7	770	154	48,078	22,994
Bulgaria	60.7	58.5	130.89	127.39	79.51	74.57	3.8	2.7	6.6	BGN	1.84676	59.9	53.9	123.01	119.92	73.68	64.63	11.1	2.6	14.0	533	13	60,620	2,249
Croatia	26.5	22.3	497.65	520.40	131.96	116.21	18.7	-4.4	13.6	HRK	7.20245	51.7	48.9	795.49	761.20	411.37	372.01	5.8	4.5	10.6	382	13	50,843	3,489
Czech Republic	64.4	61.3	1807.55	1755.03	1163.80	1076.69	4.9	3.0	8.1	CZK	25.5234	71.1	67.1	2057.70	1907.50	1462.13	1279.76	5.9	7.9	14.3	965	95	59,774	16,377
Finland	64.1	63.3	96.76	95.29	62.06	60.28	1.4	1.5	3.0	EUR	0.94404	63.5	62.2	92.98	92.97	59.04	57.83	2.1	0.0	2.1	369	114	40,453	19,974
France	58.2	60.1	126.84	124.68	73.83	74.89	-3.1	1.7	-1.4	EUR	0.94404	67.4	67.3	141.73	140.16	95.52	94.33	0.1	1.1	1.3	7,999	759	494,231	65,711
Germany	72.0	70.5	99.95	97.09	71.93	68.41	2.1	2.9	5.1	EUR	0.94404	70.6	69.0	99.91	95.82	70.52	66.14	2.3	4.3	6.6	9,624	1,002	593,677	177,916
Greece	58.0	61.0	87.30	86.67	50.67	52.87	-4.8	0.7	-4.2	EUR	0.94404	67.7	67.7	113.22	108.57	76.68	73.47	0.1	4.3	4.4	1,722	66	148,609	9,695
Hungary	61.9	65.5	20530.69	18779.01	12708.07	12291.90	-5.4	9.3	3.4	HUF	294.595	72.7	68.5	21473.07	19670.19	15611.83	13476.07	6.1	9.2	15.8	699	65	46,731	12,533
Ireland	74.0	70.1	112.39	94.50	83.14	66.25	5.5	18.9	25.5	EUR	0.94404	79.5	75.5	109.87	95.00	87.33	71.76	5.2	15.7	21.7	869	138	62,091	21,091
Israel	63.3	68.6	681.21	677.77	431.20	464.65	-7.7	0.5	-7.2	ILS	3.8906	66.7	66.8	785.51	725.25	523.93	484.36	-0.1	8.3	8.2	373	62	51,551	16,003
Italy	61.7	58.8	118.70	104.48	73.27	61.47	4.9	13.6	19.2	EUR	0.94404	67.6	63.8	144.74	130.89	97.82	83.53	5.9	10.6	17.1	6,473	629	360,741	75,625
Lithuania	57.0	56.3	59.74	51.11	34.08	28.75	1.4	16.9	18.5	LTL	0.94404	65.0	61.2	59.06	51.86	38.41	31.74	6.2	13.9	21.0	146	24	8,259	2,757
Malta	63.7	62.5	115.24	77.31	73.45	48.30	2.0	49.1	52.1	EUR	0.94404	77.7	75.2	119.13	106.05	92.53	79.75	3.3	12.3	16.0	136	13	18,800	3,595
Netherlands	69.7	66.8	108.92	102.86	75.95	68.68	4.4	5.9	10.6	EUR	0.94404	71.9	68.9	108.79	103.10	78.22	71.05	4.3	5.5	10.1	1,990	323	111,086	47,061
Poland	67.1	64.3	247.16	236.88	165.76	152.35	4.3	4.3	8.8	PLN	4.03211	70.2	65.2	258.44	252.88	181.30	164.95	7.5	2.2	9.9	882	168	70,262	27,783
Portugal	52.2	49.8	70.99	67.74	37.09	33.75	4.9	4.8	9.9	EUR	0.94404	68.8	65.2	90.08	82.04	61.97	53.50	5.5	9.8	15.8	1,367	137	114,900	22,183
Romania	67.6	66.3	320.02	306.93	216.32	203.54	1.9	4.3	6.3	RON	4.2068	66.1	61.9	308.43	297.69	203.96	184.12	6.9	3.6	10.8	372	40	28,468	6,112
Russia	52.9	51.4	4681.58	4306.81	2476.38	2212.03	3.0	8.7	12.0	RUB	66.5682	56.8	53.6	4888.81	4619.97	2778.00	2478.40	5.9	5.8	12.1	1,171	182	137,509	45,900
Slovakia	60.2	57.1	61.50	60.91	37.00	34.76	5.4	1.0	6.4	EUR	0.94404	62.1	55.0	61.16	59.36	37.97	32.64	12.9	3.0	16.3	323	25	19,031	3,474
Spain	70.4	64.7	94.31	84.18	66.43	54.48	8.9	12.0	21.9	EUR	0.94404	72.7	69.5	100.61	92.36	73.17	64.22	4.6	8.9	13.9	4,612	668	558,224	112,288
Switzerland	62.9	61.9	200.44	199.27	126.16	123.30	1.7	0.6	2.3	CHF	1.02997	66.3	66.3	216.69	221.97	143.61	147.16	0.0	-2.4	-2.4	2,416	318	105,260	32,146
Turkey	56.3	60.9	258.08	249.86	145.30	152.24	-7.6	3.3	-4.6	TRY	2.92427	62.9	63.0	325.69	309.31	204.82	194.98	-0.2	5.3	5.0	1,591	212	249,587	41,111
United Kingdom	76.5	77.9	89.11	87.10	68.14	67.89	-1.9	2.3	0.4	GBP	0.66507	78.4	77.8	88.15	84.68	69.07	65.88	0.7	4.1	4.8	8,577	3,266	544,394	349,479

STR Global and STR track over 46,000 hotels worldwide. If you need information on additional countries and cities, please contact us on sales@strglobal.com

Legal Notice

STR Global Limited's Hotel Review is a publication of STR Global Limited and is intended solely for use by paid subscribers. Reproduction or distribution of the Hotel Review, in whole or part, without written permission of STR Global Limited is prohibited and subject to legal action. Site licenses are available. Ownership, distribution and use of the Hotel Review and its contents are subject to the terms set forth in the contract you have entered into with STR Global Limited
Source 2015 STR Global Limited

Country Performance (Data in Euros)

For the Month of: November 2015



	November 2015 vs November 2014									Year to Date - November 2015 vs November 2014									Participation			
	Occ (%)		ADR		RevPAR		Percent Change from November 2014			Occ (%)		ADR		RevPAR		Percent Change from YTD 2014			Properties		Rooms	
	2015	2014	2015	2014	2015	2014	Occ	ADR	RevPAR	2015	2014	2015	2014	2015	2014	Occ	ADR	RevPAR	Census	Sample	Census	Sample
Total Europe	68.1	67.6	109.92	101.10	74.88	68.33	0.8	8.7	9.6	71.2	69.5	114.09	105.39	81.25	73.21	2.5	8.3	11.0	60,635	8,890	4,481,675	1,212,218
Countries																						
Austria	69.7	68.2	90.63	89.26	63.19	60.90	2.2	1.5	3.8	71.6	71.0	99.58	93.86	71.28	66.67	0.8	6.1	6.9	1,668	172	101,586	27,609
Belgium	65.4	74.2	101.41	101.09	66.35	75.03	-11.9	0.3	-11.6	73.1	71.5	100.78	96.50	73.66	69.01	2.2	4.4	6.7	770	154	48,078	22,994
Bulgaria	60.7	58.5	66.91	65.16	40.64	38.14	3.8	2.7	6.6	59.9	53.9	62.84	61.29	37.64	33.03	11.1	2.5	14.0	533	13	60,620	2,249
Croatia	26.5	22.3	65.23	67.73	17.30	15.13	18.7	-3.7	14.4	51.7	48.9	104.72	99.77	54.15	48.76	5.8	5.0	11.1	382	13	50,843	3,489
Czech Republic	64.4	61.3	66.86	63.77	43.05	39.12	4.9	4.8	10.0	71.1	67.1	75.42	69.25	53.59	46.46	5.9	8.9	15.4	965	95	59,774	16,377
Finland	64.1	63.3	96.76	95.29	62.06	60.28	1.4	1.5	3.0	63.5	62.2	92.98	92.97	59.04	57.83	2.1	0.0	2.1	369	114	40,453	19,974
France	58.2	60.1	126.84	124.68	73.83	74.89	-3.1	1.7	-1.4	67.4	67.3	141.73	140.16	95.52	94.33	0.1	1.1	1.3	7,999	759	494,231	65,711
Germany	72.0	70.5	99.95	97.09	71.93	68.41	2.1	2.9	5.1	70.6	69.0	99.91	95.82	70.52	66.14	2.3	4.3	6.6	9,624	1,002	593,677	177,916
Greece	58.0	61.0	87.30	86.67	50.67	52.87	-4.8	0.7	-4.2	67.7	67.7	113.22	108.57	76.68	73.47	0.1	4.3	4.4	1,722	66	148,609	9,695
Hungary	61.9	65.5	65.79	61.42	40.72	40.20	-5.4	7.1	1.3	72.7	68.5	69.25	63.54	50.35	43.53	6.1	9.0	15.7	699	65	46,731	12,533
Ireland	74.0	70.1	112.39	94.50	83.14	66.25	5.5	18.9	25.5	79.5	75.5	109.87	95.00	87.33	71.76	5.2	15.7	21.7	869	138	62,091	21,091
Israel	63.3	68.6	165.29	139.76	104.63	95.81	-7.7	18.3	9.2	66.7	66.8	183.12	152.98	122.14	102.17	-0.1	19.7	19.5	373	62	51,551	16,003
Italy	61.7	58.8	118.70	104.48	73.27	61.47	4.9	13.6	19.2	67.6	63.8	144.74	130.89	97.82	83.53	5.9	10.6	17.1	6,473	629	360,741	75,625
Lithuania	57.0	56.3	59.74	51.11	34.08	28.75	1.4	16.9	18.5	65.0	61.2	59.06	51.86	38.41	31.74	6.2	13.9	21.0	146	24	8,259	2,757
Malta	63.7	62.5	115.24	77.31	73.45	48.30	2.0	49.1	52.1	77.7	75.2	119.13	106.05	92.53	79.75	3.3	12.3	16.0	136	13	18,800	3,595
Netherlands	69.7	66.8	108.92	102.86	75.95	68.68	4.4	5.9	10.6	71.9	68.9	108.79	103.10	78.22	71.05	4.3	5.5	10.1	1,990	323	111,086	47,061
Poland	67.1	64.3	57.87	56.84	38.81	36.56	4.3	1.8	6.2	70.2	65.2	61.87	60.39	43.40	39.40	7.5	2.4	10.2	882	168	70,262	27,783
Portugal	52.2	49.8	70.99	67.74	37.09	33.75	4.9	4.8	9.9	68.8	65.2	90.08	82.04	61.97	53.50	5.5	9.8	15.8	1,367	137	114,900	22,183
Romania	67.6	66.3	71.82	69.35	48.54	45.99	1.9	3.6	5.6	66.1	61.9	69.54	67.17	45.99	41.54	6.9	3.5	10.7	372	40	28,468	6,112
Russia	52.9	51.4	66.39	69.71	35.12	35.81	3.0	-4.8	-1.9	56.8	53.6	73.55	92.65	41.79	49.70	5.9	-20.6	-15.9	1,171	182	137,509	45,900
Slovakia	60.2	57.1	61.50	60.91	37.00	34.76	5.4	1.0	6.4	62.1	55.0	61.16	59.36	37.97	32.64	12.9	3.0	16.3	323	25	19,031	3,474
Spain	70.4	64.7	94.31	84.18	66.43	54.48	8.9	12.0	21.9	72.7	69.5	100.61	92.36	73.17	64.22	4.6	8.9	13.9	4,612	668	558,224	112,288
Switzerland	62.9	61.9	183.72	165.67	115.63	102.51	1.7	10.9	12.8	66.3	66.3	204.13	182.79	135.29	121.18	0.0	11.7	11.6	2,416	318	105,260	32,146
Turkey	56.3	60.9	83.32	90.41	46.91	55.09	-7.6	-7.8	-14.8	62.9	63.0	106.55	106.96	67.01	67.43	-0.2	-0.4	-0.6	1,591	212	249,587	41,111
United Kingdom	76.5	77.9	126.49	109.44	96.73	85.31	-1.9	15.6	13.4	78.4	77.8	122.32	105.48	95.84	82.06	0.7	16.0	16.8	8,577	3,266	544,394	349,479

STR Global and STR track over 46,000 hotels worldwide. If you need information on additional countries and cities, please contact us on sales@strglobal.com

Legal Notice

STR Global Limited's Hotel Review is a publication of STR Global Limited and is intended solely for use by paid subscribers. Reproduction or distribution of the Hotel Review, in whole or part, without written permission of STR Global Limited is prohibited and subject to legal action. Site licenses are available. Ownership, distribution and use of the Hotel Review and its contents are subject to the terms set forth in the contract you have entered into with STR Global Limited. Source 2015 STR Global Limited

Country Performance (Data in British Pounds)

For the Month of: November 2015



	November 2015 vs November 2014									Year to Date - November 2015 vs November 2014									Participation			
	Occ (%)		ADR		RevPAR		Percent Change from November 2014			Occ (%)		ADR		RevPAR		Percent Change from YTD 2014			Properties		Rooms	
	2015	2014	2015	2014	2015	2014	Occ	ADR	RevPAR	2015	2014	2015	2014	2015	2014	Occ	ADR	RevPAR	Census	Sample	Census	Sample
Total Europe	68.1	67.6	77.44	80.46	52.76	54.38	0.8	-3.8	-3.0	71.2	69.5	82.24	84.62	58.57	58.78	2.5	-2.8	-0.4	60,635	8,890	4,481,675	1,212,218
Countries																						
Austria	69.7	68.2	63.85	71.04	44.52	48.47	2.2	-10.1	-8.2	71.6	71.0	71.85	75.37	51.43	53.53	0.8	-4.7	-3.9	1,668	172	101,586	27,609
Belgium	65.4	74.2	71.44	80.46	46.74	59.72	-11.9	-11.2	-21.7	73.1	71.5	72.71	77.64	53.15	55.52	2.2	-6.3	-4.3	770	154	48,078	22,994
Bulgaria	60.7	58.5	47.14	51.86	28.63	30.35	3.8	-9.1	-5.7	59.9	53.9	45.31	49.25	27.14	26.54	11.1	-8.0	2.3	533	13	60,620	2,249
Croatia	26.5	22.3	45.95	53.90	12.19	12.04	18.7	-14.8	1.2	51.7	48.9	75.25	79.46	38.91	38.83	5.8	-5.3	0.2	382	13	50,843	3,489
Czech Republic	64.4	61.3	47.10	50.75	30.33	31.13	4.9	-7.2	-2.6	71.1	67.1	54.32	55.55	38.60	37.27	5.9	-2.2	3.6	965	95	59,774	16,377
Finland	64.1	63.3	68.17	75.84	43.72	47.98	1.4	-10.1	-8.9	63.5	62.2	67.06	74.73	42.58	46.48	2.1	-10.3	-8.4	369	114	40,453	19,974
France	58.2	60.1	89.36	99.23	52.02	59.60	-3.1	-9.9	-12.7	67.4	67.3	102.13	112.53	68.84	75.73	0.1	-9.2	-9.1	7,999	759	494,231	65,711
Germany	72.0	70.5	70.41	77.27	50.67	54.44	2.1	-8.9	-6.9	70.6	69.0	72.09	76.98	50.88	53.13	2.3	-6.3	-4.2	9,624	1,002	593,677	177,916
Greece	58.0	61.0	61.50	68.98	35.70	42.08	-4.8	-10.8	-15.2	67.7	67.7	81.50	86.86	55.20	58.78	0.1	-6.2	-6.1	1,722	66	148,609	9,695
Hungary	61.9	65.5	46.35	48.88	28.69	31.99	-5.4	-5.2	-10.3	72.7	68.5	49.90	50.96	36.28	34.91	6.1	-2.1	3.9	699	65	46,731	12,533
Ireland	74.0	70.1	79.18	75.21	58.57	52.73	5.5	5.3	11.1	79.5	75.5	79.14	76.21	62.90	57.57	5.2	3.8	9.3	869	138	62,091	21,091
Israel	63.3	68.6	116.45	111.23	73.71	76.25	-7.7	4.7	-3.3	66.7	66.8	131.88	122.98	87.97	82.13	-0.1	7.2	7.1	373	62	51,551	16,003
Italy	61.7	58.8	83.63	83.15	51.62	48.92	4.9	0.6	5.5	67.6	63.8	104.23	105.01	70.44	67.01	5.9	-0.7	5.1	6,473	629	360,741	75,625
Lithuania	57.0	56.3	42.09	40.68	24.01	22.88	1.4	3.5	4.9	65.0	61.2	42.58	41.62	27.69	25.47	6.2	2.3	8.7	146	24	8,259	2,757
Malta	63.7	62.5	81.18	61.53	51.75	38.44	2.0	31.9	34.6	77.7	75.2	85.75	84.86	66.61	63.81	3.3	1.1	4.4	136	13	18,800	3,595
Netherlands	69.7	66.8	76.74	81.86	53.51	54.66	4.4	-6.3	-2.1	71.9	68.9	78.43	82.83	56.39	57.08	4.3	-5.3	-1.2	1,990	323	111,086	47,061
Poland	67.1	64.3	40.77	45.24	27.34	29.10	4.3	-9.9	-6.0	70.2	65.2	44.59	48.48	31.28	31.62	7.5	-8.0	-1.1	882	168	70,262	27,783
Portugal	52.2	49.8	50.02	53.92	26.13	26.86	4.9	-7.2	-2.7	68.8	65.2	64.90	65.67	44.64	42.82	5.5	-1.2	4.3	1,367	137	114,900	22,183
Romania	67.6	66.3	50.59	55.19	34.20	36.60	1.9	-8.3	-6.6	66.1	61.9	50.12	53.97	33.14	33.38	6.9	-7.1	-0.7	372	40	28,468	6,112
Russia	52.9	51.4	46.77	55.48	24.74	28.50	3.0	-15.7	-13.2	56.8	53.6	52.97	74.56	30.10	40.00	5.9	-29.0	-24.7	1,171	182	137,509	45,900
Slovakia	60.2	57.1	43.33	48.48	26.07	27.67	5.4	-10.6	-5.8	62.1	55.0	44.11	47.70	27.38	26.23	12.9	-7.5	4.4	323	25	19,031	3,474
Spain	70.4	64.7	66.44	66.99	46.80	43.36	8.9	-0.8	7.9	72.7	69.5	72.54	74.10	52.75	51.53	4.6	-2.1	2.4	4,612	668	558,224	112,288
Switzerland	62.9	61.9	129.43	131.86	81.46	81.59	1.7	-1.8	-0.2	66.3	66.3	147.50	147.16	97.76	97.56	0.0	0.2	0.2	2,416	318	105,260	32,146
Turkey	56.3	60.9	58.70	71.96	33.05	43.84	-7.6	-18.4	-24.6	62.9	63.0	76.84	85.85	48.32	54.12	-0.2	-10.5	-10.7	1,591	212	249,587	41,111
United Kingdom	76.5	77.9	89.11	87.10	68.14	67.89	-1.9	2.3	0.4	78.4	77.8	88.15	84.68	69.07	65.88	0.7	4.1	4.8	8,577	3,266	544,394	349,479

STR Global and STR track over 46,000 hotels worldwide. If you need information on additional countries and cities, please contact us on sales@strglobal.com

Legal Notice

STR Global Limited's Hotel Review is a publication of STR Global Limited and is intended solely for use by paid subscribers. Reproduction or distribution of the Hotel Review, in whole or part, without written permission of STR Global Limited is prohibited and subject to legal action. Site licenses are available. Ownership, distribution and use of the Hotel Review and its contents are subject to the terms set forth in the contract you have entered into with STR Global Limited. Source 2015 STR Global Limited

Country Performance (Data in US Dollars)

For the Month of: November 2015



	November 2015 vs November 2014									Year to Date - November 2015 vs November 2014									Participation			
	Occ (%)		ADR		RevPAR		Percent Change from November 2014			Occ (%)		ADR		RevPAR		Percent Change from YTD 2014			Properties		Rooms	
	2015	2014	2015	2014	2015	2014	Occ	ADR	RevPAR	2015	2014	2015	2014	2015	2014	Occ	ADR	RevPAR	Census	Sample	Census	Sample
Total Europe	68.1	67.6	116.44	125.84	79.32	85.05	0.8	-7.5	-6.7	71.2	69.5	125.96	139.89	89.71	97.17	2.5	-10.0	-7.7	60,635	8,890	4,481,675	1,212,218
Countries																						
Austria	69.7	68.2	96.00	111.10	66.93	75.80	2.2	-13.6	-11.7	71.6	71.0	109.99	124.49	78.73	88.42	0.8	-11.7	-11.0	1,668	172	101,586	27,609
Belgium	65.4	74.2	107.42	125.83	70.28	93.39	-11.9	-14.6	-24.7	73.1	71.5	111.26	128.21	81.32	91.69	2.2	-13.2	-11.3	770	154	48,078	22,994
Bulgaria	60.7	58.5	70.87	81.10	43.05	47.47	3.8	-12.6	-9.3	59.9	53.9	69.35	81.36	41.54	43.85	11.1	-14.8	-5.3	533	13	60,620	2,249
Croatia	26.5	22.3	69.09	84.30	18.32	18.83	18.7	-18.0	-2.7	51.7	48.9	115.97	132.07	59.97	64.54	5.8	-12.2	-7.1	382	13	50,843	3,489
Czech Republic	64.4	61.3	70.82	79.37	45.60	48.69	4.9	-10.8	-6.4	71.1	67.1	83.27	91.79	59.17	61.58	5.9	-9.3	-3.9	965	95	59,774	16,377
Finland	64.1	63.3	102.50	118.61	65.74	75.04	1.4	-13.6	-12.4	63.5	62.2	102.64	123.45	65.17	76.78	2.1	-16.9	-15.1	369	114	40,453	19,974
France	58.2	60.1	134.36	155.19	78.21	93.21	-3.1	-13.4	-16.1	67.4	67.3	156.56	186.21	105.52	125.32	0.1	-15.9	-15.8	7,999	759	494,231	65,711
Germany	72.0	70.5	105.87	120.85	76.19	85.15	2.1	-12.4	-10.5	70.6	69.0	110.29	127.04	77.84	87.69	2.3	-13.2	-11.2	9,624	1,002	593,677	177,916
Greece	58.0	61.0	92.47	107.88	53.68	65.81	-4.8	-14.3	-18.4	67.7	67.7	125.18	143.94	84.78	97.41	0.1	-13.0	-13.0	1,722	66	148,609	9,695
Hungary	61.9	65.5	69.69	76.44	43.14	50.04	-5.4	-8.8	-13.8	72.7	68.5	76.48	84.24	55.61	57.71	6.1	-9.2	-3.6	699	65	46,731	12,533
Ireland	74.0	70.1	119.05	117.63	88.07	82.46	5.5	1.2	6.8	79.5	75.5	121.26	126.04	96.39	95.21	5.2	-3.8	1.2	869	138	62,091	21,091
Israel	63.3	68.6	175.09	173.96	110.83	119.26	-7.7	0.6	-7.1	66.7	66.8	202.13	203.42	134.82	135.86	-0.1	-0.6	-0.8	373	62	51,551	16,003
Italy	61.7	58.8	125.74	130.05	77.62	76.51	4.9	-3.3	1.4	67.6	63.8	159.88	173.87	108.05	110.95	5.9	-8.0	-2.6	6,473	629	360,741	75,625
Lithuania	57.0	56.3	63.28	63.62	36.10	35.79	1.4	-0.5	0.9	65.0	61.2	65.24	68.83	42.43	42.13	6.2	-5.2	0.7	146	24	8,259	2,757
Malta	63.7	62.5	122.07	96.23	77.81	60.12	2.0	26.9	29.4	77.7	75.2	131.57	140.53	102.20	105.67	3.3	-6.4	-3.3	136	13	18,800	3,595
Netherlands	69.7	66.8	115.38	128.03	80.45	85.49	4.4	-9.9	-5.9	71.9	68.9	120.08	136.88	86.34	94.33	4.3	-12.3	-8.5	1,990	323	111,086	47,061
Poland	67.1	64.3	61.30	70.76	41.11	45.50	4.3	-13.4	-9.7	70.2	65.2	68.29	80.12	47.91	52.26	7.5	-14.8	-8.3	882	168	70,262	27,783
Portugal	52.2	49.8	75.20	84.32	39.29	42.00	4.9	-10.8	-6.5	68.8	65.2	99.61	108.79	68.53	70.94	5.5	-8.4	-3.4	1,367	137	114,900	22,183
Romania	67.6	66.3	76.07	86.32	51.42	57.24	1.9	-11.9	-10.2	66.1	61.9	76.71	89.09	50.72	55.10	6.9	-13.9	-8.0	372	40	28,468	6,112
Russia	52.9	51.4	70.33	86.77	37.20	44.57	3.0	-19.0	-16.5	56.8	53.6	81.20	123.53	46.14	66.27	5.9	-34.3	-30.4	1,171	182	137,509	45,900
Slovakia	60.2	57.1	65.15	75.82	39.20	43.27	5.4	-14.1	-9.4	62.1	55.0	67.52	78.72	41.92	43.29	12.9	-14.2	-3.2	323	25	19,031	3,474
Spain	70.4	64.7	99.90	104.78	70.37	67.81	8.9	-4.7	3.8	72.7	69.5	111.10	122.58	80.80	85.24	4.6	-9.4	-5.2	4,612	668	558,224	112,288
Switzerland	62.9	61.9	194.61	206.22	122.49	127.60	1.7	-5.6	-4.0	66.3	66.3	225.57	243.47	149.50	161.41	0.0	-7.4	-7.4	2,416	318	105,260	32,146
Turkey	56.3	60.9	88.25	112.54	49.69	68.57	-7.6	-21.6	-27.5	62.9	63.0	117.75	141.97	74.05	89.50	-0.2	-17.1	-17.3	1,591	212	249,587	41,111
United Kingdom	76.5	77.9	133.98	136.23	102.46	106.18	-1.9	-1.6	-3.5	78.4	77.8	134.99	139.91	105.76	108.85	0.7	-3.5	-2.8	8,577	3,266	544,394	349,479

STR Global and STR track over 46,000 hotels worldwide. If you need information on additional countries and cities, please contact us on sales@strglobal.com

Legal Notice

STR Global Limited's Hotel Review is a publication of STR Global Limited and is intended solely for use by paid subscribers. Reproduction or distribution of the Hotel Review, in whole or part, without written permission of STR Global Limited is prohibited and subject to legal action.

Site licenses are available. Ownership, distribution and use of the Hotel Review and its contents are subject to the terms set forth in the contract you have entered into with STR Global Limited

Source 2015 STR Global Limited

Market Performance (Data in Local Currency)

For the Month of: November 2015



Markets	November 2015 vs November 2014									November 2015		Year to Date - November 2015 vs November 2014									Participation			
	Occ (%)		ADR		RevPAR		Percent Change from November 2014			Currency ISO Code	Exchange Rate to USD	Occ (%)		ADR		RevPAR		Percent Change from YTD 2014			Properties		Rooms	
	2015	2014	2015	2014	2015	2014	Occ	ADR	RevPAR			2015	2014	2015	2014	2015	2014	Occ	ADR	RevPAR	Occ	Sample	Census	Sample
Amsterdam	76.5	74.8	130.62	121.64	99.94	91.04	2.2	7.4	9.8	EUR	0.94404	79.6	76.8	134.02	123.67	106.68	95.02	3.6	8.4	12.3	362	111	34,139	22,443
Athens	55.9	59.1	98.18	96.23	54.92	56.88	-5.4	2.0	-3.4	EUR	0.94404	70.8	69.3	115.43	111.77	81.77	77.49	2.2	3.3	5.5	212	39	18,852	6,450
Barcelona	70.6	64.1	113.00	107.52	79.73	68.97	10.0	5.1	15.6	EUR	0.94404	77.7	74.7	130.02	121.10	101.05	90.52	4.0	7.4	11.6	530	122	49,573	18,941
Berlin	77.3	76.7	92.26	88.82	71.28	68.17	0.7	3.9	4.6	EUR	0.94404	77.4	75.0	94.08	89.45	72.78	67.05	3.2	5.2	8.6	637	181	64,864	36,413
Bratislava	60.6	58.9	60.73	59.60	36.78	35.09	2.9	1.9	4.8	EUR	0.94404	62.6	55.8	59.32	57.88	37.11	32.30	12.1	2.5	14.9	76	21	5,620	2,970
Brussels	61.1	75.8	112.86	111.43	68.91	84.48	-19.5	1.3	-18.4	EUR	0.94404	71.6	71.1	110.11	105.68	78.85	75.16	0.7	4.2	4.9	208	75	20,991	14,170
Bucharest	71.6	69.4	341.51	327.99	244.49	227.71	3.1	4.1	7.4	RON	4.2068	68.8	63.9	328.22	319.16	225.87	203.97	7.7	2.8	10.7	107	26	9,602	4,654
Budapest	62.3	65.6	21406.47	19888.90	13330.10	13044.00	-5.1	7.6	2.2	HUF	294.595	74.5	69.8	22880.44	21029.29	17036.96	14675.78	6.7	8.8	16.1	229	56	20,857	11,218
Copenhagen	78.5	74.3	973.84	921.78	764.42	684.73	5.7	5.6	11.6	DKK	7.04955	79.6	74.1	971.66	923.24	773.19	684.25	7.4	5.2	13.0	120	14	17,329	3,526
Dublin	81.3	77.6	117.59	97.91	95.65	75.98	4.8	20.1	25.9	EUR	0.94404	83.7	79.7	112.56	95.83	94.19	76.36	5.0	17.5	23.3	206	83	21,112	14,879
Edinburgh	77.3	77.1	73.13	73.77	56.53	56.84	0.3	-0.9	-0.6	GBP	0.66507	81.9	81.1	88.80	87.28	72.77	70.83	1.0	1.8	2.7	172	100	12,521	10,639
Frankfurt	72.6	74.6	112.54	114.11	81.73	85.16	-2.7	-1.4	-4.0	EUR	0.94404	70.9	69.2	128.57	120.58	91.16	83.50	2.4	6.6	9.2	141	48	17,625	10,029
Geneva	72.1	64.1	266.92	259.89	192.52	166.66	12.5	2.7	15.5	CHF	1.02997	68.9	68.5	278.25	292.12	191.60	200.02	0.6	-4.7	-4.2	101	37	9,339	5,761
Helsinki	70.5	69.8	103.96	103.27	73.27	72.08	1.0	0.7	1.7	EUR	0.94404	68.3	66.9	98.84	100.10	67.50	66.96	2.1	-1.3	0.8	84	57	13,054	11,060
Istanbul	56.1	63.7	327.04	317.33	183.57	202.30	-12.0	3.1	-9.3	TRY	2.92427	66.2	65.7	378.54	384.79	250.49	252.87	0.7	-1.6	-0.9	475	118	49,670	23,973
Lisbon	63.1	65.6	85.48	80.26	53.97	52.63	-3.7	6.5	2.5	EUR	0.94404	75.8	73.2	92.94	86.38	70.48	63.26	3.5	7.6	11.4	184	49	19,847	8,018
London	81.7	84.6	148.49	145.06	121.28	122.77	-3.5	2.4	-1.2	GBP	0.66507	82.8	83.4	144.37	140.52	119.60	117.14	-0.6	2.7	2.1	1,312	589	123,867	88,774
Madrid	71.9	64.1	99.18	84.45	71.29	54.12	12.2	17.4	31.7	EUR	0.94404	70.0	65.5	94.55	85.59	66.17	56.05	6.9	10.5	18.1	391	144	47,302	22,039
Manchester	85.5	85.5	80.40	76.64	68.77	65.53	0.0	4.9	4.9	GBP	0.66507	80.2	79.1	73.61	69.62	59.06	55.06	1.5	5.7	7.3	128	86	15,384	12,771
Milan	69.3	66.0	151.55	114.72	105.08	75.66	5.1	32.1	38.9	EUR	0.94404	71.5	64.7	158.16	131.89	113.01	85.38	10.4	19.9	32.4	424	130	34,363	19,444
Moscow	62.4	60.9	5577.27	5311.76	3481.67	3232.66	2.6	5.0	7.7	RUB	66.5682	61.5	60.7	5357.09	5281.39	3293.67	3205.76	1.3	1.4	2.7	270	73	45,381	21,328
Paris	66.5	75.7	249.12	221.81	165.68	167.86	-12.1	12.3	-1.3	EUR	0.94404	78.1	81.0	257.60	249.36	201.24	201.90	-3.5	3.3	-0.3	1,084	142	68,962	15,043
Prague	68.9	64.7	1881.05	1823.49	1296.81	1179.80	6.6	3.2	9.9	CZK	25.5234	75.5	70.9	2161.98	2002.75	1632.25	1418.98	6.6	8.0	15.0	483	74	33,969	13,139
Rome	61.3	63.2	132.92	129.70	81.52	81.96	-2.9	2.5	-0.5	EUR	0.94404	70.4	70.7	153.37	145.37	108.04	102.75	-0.3	5.5	5.1	511	82	40,169	13,993
Saint Petersburg	51.6	50.2	3657.05	3208.11	1887.28	1608.91	2.9	14.0	17.3	RUB	66.5682	64.3	57.5	4678.15	4197.85	3006.37	2415.02	11.7	11.4	24.5	198	32	20,924	9,595
Sofia	61.8	60.6	140.74	134.34	86.91	81.44	1.9	4.8	6.7	BGN	1.84676	59.1	55.5	131.51	127.52	77.72	70.81	6.4	3.1	9.8	89	10	7,487	1,844
Tel Aviv	67.2	71.1	872.63	882.29	586.14	627.55	-5.6	-1.1	-6.6	ILS	3.8906	69.7	67.2	937.71	866.83	653.57	582.77	3.7	8.2	12.1	73	22	10,079	5,215
Vienna	71.8	69.6	92.02	91.50	66.11	63.67	3.3	0.6	3.8	EUR	0.94404	72.6	72.0	99.66	94.92	72.39	68.30	1.0	5.0	6.0	398	113	33,398	19,877
Vilnius	59.6	58.9	60.84	52.42	36.27	30.90	1.1	16.0	17.4	LTL	0.94404	67.1	63.0	60.51	53.14	40.58	33.48	6.5	13.9	21.2	64	21	4,472	2,393
Warsaw	77.8	74.4	288.48	273.48	224.52	203.52	4.6	5.5	10.3	PLN	4.03211	76.3	71.4	285.73	277.69	217.93	198.19	6.9	2.9	10.0	93	44	14,387	10,217
Zurich	71.4	73.1	238.01	238.02	169.83	173.89	-2.3	0.0	-2.3	CHF	1.02997	74.4	73.8	236.96	240.15	176.40	177.33	0.8	-1.3	-0.5	115	57	8,615	6,120

STR Global and STR track over 46,000 hotels worldwide. If you need information on additional countries and cities, please contact us on sales@strglobal.com

Legal Notice

STR Global Limited's Hotel Review is a publication of STR Global Limited and is intended solely for use by paid subscribers. Reproduction or distribution of the Hotel Review, in whole or part, without written permission of STR Global Limited is prohibited and subject to legal action. Site licenses are available. Ownership, distribution and use of the Hotel Review and its contents are subject to the terms set forth in the contract you have entered into with STR Global Limited
Source 2015 STR Global Limited

Market Performance (Data in Euros)

For the Month of: November 2015



	November 2015 vs November 2014									Year to Date - November 2015 vs November 2014									Participation			
	Occ (%)		ADR		RevPAR		Percent Change from November 2014			Occ (%)		ADR		RevPAR		Percent Change from YTD 2014			Properties		Rooms	
	2015	2014	2015	2014	2015	2014	Occ	ADR	RevPAR	2015	2014	2015	2014	2015	2014	Occ	ADR	RevPAR	Census	Sample	Census	Sample
Total Europe	68.1	67.6	109.92	101.10	74.88	68.33	0.8	8.7	9.6	71.2	69.5	114.09	105.39	81.25	73.21	2.5	8.3	11.0	60,635	8,890	4,481,675	1,212,218
Markets																						
Amsterdam	76.5	74.8	130.62	121.64	99.94	91.04	2.2	7.4	9.8	79.6	76.8	134.02	123.67	106.68	95.02	3.6	8.4	12.3	362	111	34,139	22,443
Athens	55.9	59.1	98.18	96.23	54.92	56.88	-5.4	2.0	-3.4	70.8	69.3	115.43	111.77	81.77	77.49	2.2	3.3	5.5	212	39	18,852	6,450
Barcelona	70.6	64.1	113.00	107.52	79.73	68.97	10.0	5.1	15.6	77.7	74.7	130.02	121.10	101.05	90.52	4.0	7.4	11.6	530	122	49,573	18,941
Berlin	77.3	76.7	92.26	88.82	71.28	68.17	0.7	3.9	4.6	77.4	75.0	94.08	89.45	72.78	67.05	3.2	5.2	8.6	637	181	64,864	36,413
Bratislava	60.6	58.9	60.73	59.60	36.78	35.09	2.9	1.9	4.8	62.6	55.8	59.32	57.88	37.11	32.30	12.1	2.5	14.9	76	21	5,620	2,970
Brussels	61.1	75.8	112.86	111.43	68.91	84.48	-19.5	1.3	-18.4	71.6	71.1	110.11	105.68	78.85	75.16	0.7	4.2	4.9	208	75	20,991	14,170
Bucharest	71.6	69.4	76.64	74.10	54.87	51.45	3.1	3.4	6.6	68.8	63.9	74.00	72.01	50.93	46.02	7.7	2.8	10.7	107	26	9,602	4,654
Budapest	62.3	65.6	68.60	65.05	42.72	42.66	-5.1	5.5	0.1	74.5	69.8	73.80	67.94	54.95	47.41	6.7	8.6	15.9	229	56	20,857	11,218
Copenhagen	78.5	74.3	130.41	124.21	102.37	92.27	5.7	5.0	10.9	79.6	74.1	130.17	123.89	103.58	91.82	7.4	5.1	12.8	120	14	17,329	3,526
Dublin	81.3	77.6	117.59	97.91	95.65	75.98	4.8	20.1	25.9	83.7	79.7	112.56	95.83	94.19	76.36	5.0	17.5	23.3	206	83	21,112	14,879
Edinburgh	77.3	77.1	103.81	92.70	80.24	71.42	0.3	12.0	12.3	81.9	81.1	123.32	108.99	101.05	88.44	1.0	13.1	14.3	172	100	12,521	10,639
Frankfurt	72.6	74.6	112.54	114.11	81.73	85.16	-2.7	-1.4	-4.0	70.9	69.2	128.57	120.58	91.16	83.50	2.4	6.6	9.2	141	48	17,625	10,029
Geneva	72.1	64.1	244.65	216.08	176.45	138.57	12.5	13.2	27.3	68.9	68.5	262.22	240.55	180.56	164.71	0.6	9.0	9.6	101	37	9,339	5,761
Helsinki	70.5	69.8	103.96	103.27	73.27	72.08	1.0	0.7	1.7	68.3	66.9	98.84	100.10	67.50	66.96	2.1	-1.3	0.8	84	57	13,054	11,060
Istanbul	56.1	63.7	105.58	114.82	59.26	73.20	-12.0	-8.1	-19.0	66.2	65.7	124.16	132.99	82.16	87.40	0.7	-6.6	-6.0	475	118	49,670	23,973
Lisbon	63.1	65.6	85.48	80.26	53.97	52.63	-3.7	6.5	2.5	75.8	73.2	92.94	86.38	70.48	63.26	3.5	7.6	11.4	184	49	19,847	8,018
London	81.7	84.6	210.77	182.27	172.16	154.26	-3.5	15.6	11.6	82.8	83.4	200.35	175.01	165.97	145.90	-0.6	14.5	13.8	1,312	589	123,867	88,774
Madrid	71.9	64.1	99.18	84.45	71.29	54.12	12.2	17.4	31.7	70.0	65.5	94.55	85.59	66.17	56.05	6.9	10.5	18.1	391	144	47,302	22,039
Manchester	85.5	85.5	114.12	96.30	97.61	82.34	0.0	18.5	18.5	80.2	79.1	102.13	86.66	81.94	68.54	1.5	17.8	19.6	128	86	15,384	12,771
Milan	69.3	66.0	151.55	114.72	105.08	75.66	5.1	32.1	38.9	71.5	64.7	158.16	131.89	113.01	85.38	10.4	19.9	32.4	424	130	34,363	19,444
Moscow	62.4	60.9	79.09	85.98	49.38	52.33	2.6	-8.0	-5.6	61.5	60.7	80.44	105.44	49.46	64.00	1.3	-23.7	-22.7	270	73	45,381	21,328
Paris	66.5	75.7	249.12	221.81	165.68	167.86	-12.1	12.3	-1.3	78.1	81.0	257.60	249.36	201.24	201.90	-3.5	3.3	-0.3	1,084	142	68,962	15,043
Prague	68.9	64.7	69.57	66.25	47.97	42.87	6.6	5.0	11.9	75.5	70.9	79.25	72.70	59.83	51.51	6.6	9.0	16.2	483	74	33,969	13,139
Rome	61.3	63.2	132.92	129.70	81.52	81.96	-2.9	2.5	-0.5	70.4	70.7	153.37	145.37	108.04	102.75	-0.3	5.5	5.1	511	82	40,169	13,993
Saint Petersburg	51.6	50.2	51.86	51.93	26.76	26.04	2.9	-0.1	2.8	64.3	57.5	71.41	85.35	45.89	49.10	11.7	-16.3	-6.5	198	32	20,924	9,595
Sofia	61.8	60.6	71.95	68.71	44.43	41.65	1.9	4.7	6.7	59.1	55.5	67.19	65.16	39.71	36.19	6.4	3.1	9.7	89	10	7,487	1,844
Tel Aviv	67.2	71.1	211.74	181.93	142.22	129.40	-5.6	16.4	9.9	69.7	67.2	218.73	182.57	152.45	122.74	3.7	19.8	24.2	73	22	10,079	5,215
Vienna	71.8	69.6	92.02	91.50	66.11	63.67	3.3	0.6	3.8	72.6	72.0	99.66	94.92	72.39	68.30	1.0	5.0	6.0	398	113	33,398	19,877
Vilnius	59.6	58.9	60.84	52.42	36.27	30.90	1.1	16.0	17.4	67.1	63.0	60.51	53.14	40.58	33.48	6.5	13.9	21.2	64	21	4,472	2,393
Warsaw	77.8	74.4	67.54	65.63	52.57	48.84	4.6	2.9	7.6	76.3	71.4	68.39	66.31	52.17	47.32	6.9	3.1	10.2	93	44	14,387	10,217
Zurich	71.4	73.1	218.15	197.89	155.66	144.58	-2.3	10.2	7.7	74.4	73.8	223.04	197.87	166.04	146.10	0.8	12.7	13.6	115	57	8,615	6,120

STR Global and STR track over 46,000 hotels worldwide. If you need information on additional countries and cities, please contact us on sales@strglobal.com

Legal Notice

STR Global Limited's Hotel Review is a publication of STR Global Limited and is intended solely for use by paid subscribers. Reproduction or distribution of the Hotel Review, in whole or part, without written permission of STR Global Limited is prohibited and subject to legal action.

Site licenses are available. Ownership, distribution and use of the Hotel Review and its contents are subject to the terms set forth in the contract you have entered into with STR Global Limited

Source 2015 STR Global Limited

Market Performance (Data in British Pounds)

For the Month of: November 2015



	November 2015 vs November 2014									Year to Date - November 2015 vs November 2014									Participation			
	Occ (%)		ADR		RevPAR		Percent Change from November 2014			Occ (%)		ADR		RevPAR		Percent Change from YTD 2014			Properties		Rooms	
	2015	2014	2015	2014	2015	2014	Occ	ADR	RevPAR	2015	2014	2015	2014	2015	2014	Occ	ADR	RevPAR	Census	Sample	Census	Sample
Total Europe	68.1	67.6	77.44	80.46	52.76	54.38	0.8	-3.8	-3.0	71.2	69.5	82.24	84.62	58.57	58.78	2.5	-2.8	-0.4	60,635	8,890	4,481,675	1,212,218
Markets																						
Amsterdam	76.5	74.8	92.02	96.81	70.41	72.46	2.2	-4.9	-2.8	79.6	76.8	96.60	99.29	76.90	76.28	3.6	-2.7	0.8	362	111	34,139	22,443
Athens	55.9	59.1	69.17	76.59	38.69	45.27	-5.4	-9.7	-14.5	70.8	69.3	83.10	89.56	58.87	62.09	2.2	-7.2	-5.2	212	39	18,852	6,450
Barcelona	70.6	64.1	79.61	85.57	56.17	54.89	10.0	-7.0	2.3	77.7	74.7	93.69	97.18	72.81	72.64	4.0	-3.6	0.2	530	122	49,573	18,941
Berlin	77.3	76.7	65.00	70.69	50.21	54.25	0.7	-8.1	-7.4	77.4	75.0	67.85	71.82	52.49	53.83	3.2	-5.5	-2.5	637	181	64,864	36,413
Bratislava	60.6	58.9	42.78	47.43	25.91	27.93	2.9	-9.8	-7.2	62.6	55.8	42.77	46.50	26.76	25.95	12.1	-8.0	3.1	76	21	5,620	2,970
Brussels	61.1	75.8	79.51	88.69	48.54	67.24	-19.5	-10.4	-27.8	71.6	71.1	79.48	85.07	56.91	60.51	0.7	-6.6	-5.9	208	75	20,991	14,170
Bucharest	71.6	69.4	53.99	58.98	38.65	40.95	3.1	-8.5	-5.6	68.8	63.9	53.33	57.87	36.70	36.98	7.7	-7.8	-0.8	107	26	9,602	4,654
Budapest	62.3	65.6	48.33	51.77	30.09	33.95	-5.1	-6.6	-11.4	74.5	69.8	53.19	54.50	39.60	38.03	6.7	-2.4	4.1	229	56	20,857	11,218
Copenhagen	78.5	74.3	91.87	98.86	72.12	73.43	5.7	-7.1	-1.8	79.6	74.1	93.82	99.46	74.65	73.71	7.4	-5.7	1.3	120	14	17,329	3,526
Dublin	81.3	77.6	82.84	77.92	67.38	60.47	4.8	6.3	11.4	83.7	79.7	81.09	76.91	67.85	61.29	5.0	5.4	10.7	206	83	21,112	14,879
Edinburgh	77.3	77.1	73.13	73.77	56.53	56.84	0.3	-0.9	-0.6	81.9	81.1	88.80	87.28	72.77	70.83	1.0	1.8	2.7	172	100	12,521	10,639
Frankfurt	72.6	74.6	79.29	90.82	57.58	67.77	-2.7	-12.7	-15.0	70.9	69.2	92.92	97.05	65.88	67.21	2.4	-4.3	-2.0	141	48	17,625	10,029
Geneva	72.1	64.1	172.35	171.97	124.31	110.28	12.5	0.2	12.7	68.9	68.5	189.43	193.75	130.44	132.67	0.6	-2.2	-1.7	101	37	9,339	5,761
Helsinki	70.5	69.8	73.24	82.19	51.62	57.36	1.0	-10.9	-10.0	68.3	66.9	71.30	80.44	48.69	53.81	2.1	-11.4	-9.5	84	57	13,054	11,060
Istanbul	56.1	63.7	74.38	91.38	41.75	58.26	-12.0	-18.6	-28.3	66.2	65.7	89.59	106.83	59.28	70.20	0.7	-16.1	-15.6	475	118	49,670	23,973
Lisbon	63.1	65.6	60.22	63.88	38.02	41.89	-3.7	-5.7	-9.2	75.8	73.2	66.99	69.30	50.81	50.75	3.5	-3.3	0.1	184	49	19,847	8,018
London	81.7	84.6	148.49	145.06	121.28	122.77	-3.5	2.4	-1.2	82.8	83.4	144.37	140.52	119.60	117.14	-0.6	2.7	2.1	1,312	589	123,867	88,774
Madrid	71.9	64.1	69.87	67.21	50.22	43.07	12.2	4.0	16.6	70.0	65.5	68.16	68.77	47.70	45.04	6.9	-0.9	5.9	391	144	47,302	22,039
Manchester	85.5	85.5	80.40	76.64	68.77	65.53	0.0	4.9	4.9	80.2	79.1	73.61	69.62	59.06	55.06	1.5	5.7	7.3	128	86	15,384	12,771
Milan	69.3	66.0	106.77	91.30	74.03	60.22	5.1	16.9	22.9	71.5	64.7	114.02	106.19	81.47	68.74	10.4	7.4	18.5	424	130	34,363	19,444
Moscow	62.4	60.9	55.72	68.43	34.78	41.65	2.6	-18.6	-16.5	61.5	60.7	57.99	84.90	35.65	51.53	1.3	-31.7	-30.8	270	73	45,381	21,328
Paris	66.5	75.7	175.51	176.53	116.72	133.59	-12.1	-0.6	-12.6	78.1	81.0	185.63	200.20	145.02	162.09	-3.5	-7.3	-10.5	1,084	142	68,962	15,043
Prague	68.9	64.7	49.02	52.73	33.79	34.12	6.6	-7.0	-0.9	75.5	70.9	57.07	58.31	43.09	41.31	6.6	-2.1	4.3	483	74	33,969	13,139
Rome	61.3	63.2	93.64	103.22	57.43	65.23	-2.9	-9.3	-12.0	70.4	70.7	110.41	116.73	77.78	82.51	-0.3	-5.4	-5.7	511	82	40,169	13,993
Saint Petersburg	51.6	50.2	36.54	41.33	18.86	20.73	2.9	-11.6	-9.0	64.3	57.5	51.23	68.57	32.92	39.45	11.7	-25.3	-16.5	198	32	20,924	9,595
Sofia	61.8	60.6	50.69	54.69	31.30	33.15	1.9	-7.3	-5.6	59.1	55.5	48.42	52.37	28.61	29.08	6.4	-7.5	-1.6	89	10	7,487	1,844
Tel Aviv	67.2	71.1	149.17	144.80	100.20	102.99	-5.6	3.0	-2.7	69.7	67.2	157.48	147.09	109.76	98.89	3.7	7.1	11.0	73	22	10,079	5,215
Vienna	71.8	69.6	64.83	72.82	46.58	50.67	3.3	-11.0	-8.1	72.6	72.0	71.87	76.19	52.21	54.82	1.0	-5.7	-4.8	398	113	33,398	19,877
Vilnius	59.6	58.9	42.86	41.72	25.55	24.60	1.1	2.7	3.9	67.1	63.0	43.62	42.65	29.26	26.86	6.5	2.3	8.9	64	21	4,472	2,393
Warsaw	77.8	74.4	47.58	52.23	37.03	38.87	4.6	-8.9	-4.7	76.3	71.4	49.32	53.27	37.62	38.02	6.9	-7.4	-1.1	93	44	14,387	10,217
Zurich	71.4	73.1	153.69	157.50	109.66	115.06	-2.3	-2.4	-4.7	74.4	73.8	160.98	159.00	119.83	117.40	0.8	1.2	2.1	115	57	8,615	6,120

STR Global and STR track over 46,000 hotels worldwide. If you need information on additional countries and cities, please contact us on sales@strglobal.com

Legal Notice

STR Global Limited's Hotel Review is a publication of STR Global Limited and is intended solely for use by paid subscribers. Reproduction or distribution of the Hotel Review, in whole or part, without written permission of STR Global Limited is prohibited and subject to legal action.

Site licenses are available. Ownership, distribution and use of the Hotel Review and its contents are subject to the terms set forth in the contract you have entered into with STR Global Limited

Source 2015 STR Global Limited

Market Performance (Data in US Dollars)

For the Month of: November 2015



	November 2015 vs November 2014									Year to Date - November 2015 vs November 2014									Participation			
	Occ (%)		ADR		RevPAR		Percent Change from November 2014			Occ (%)		ADR		RevPAR		Percent Change from YTD 2014			Properties		Rooms	
	2015	2014	2015	2014	2015	2014	Occ	ADR	RevPAR	2015	2014	2015	2014	2015	2014	Occ	ADR	RevPAR	Census	Sample	Census	Sample
Total Europe	68.1	67.6	116.44	125.84	79.32	85.05	0.8	-7.5	-6.7	71.2	69.5	125.96	139.89	89.71	97.17	2.5	-10.0	-7.7	60,635	8,890	4,481,675	1,212,218
Markets																						
Amsterdam	76.5	74.8	138.37	151.41	105.87	113.32	2.2	-8.6	-6.6	79.6	76.8	147.94	164.02	117.76	126.02	3.6	-9.8	-6.5	362	111	34,139	22,443
Athens	55.9	59.1	104.00	119.78	58.18	70.79	-5.4	-13.2	-17.8	70.8	69.3	127.55	148.32	90.35	102.83	2.2	-14.0	-12.1	212	39	18,852	6,450
Barcelona	70.6	64.1	119.70	133.83	84.45	85.84	10.0	-10.6	-1.6	77.7	74.7	143.46	160.79	111.49	120.19	4.0	-10.8	-7.2	530	122	49,573	18,941
Berlin	77.3	76.7	97.73	110.56	75.50	84.85	0.7	-11.6	-11.0	77.4	75.0	103.86	118.51	80.35	88.83	3.2	-12.4	-9.6	637	181	64,864	36,413
Bratislava	60.6	58.9	64.33	74.19	38.96	43.68	2.9	-13.3	-10.8	62.6	55.8	65.48	76.74	40.97	42.82	12.1	-14.7	-4.3	76	21	5,620	2,970
Brussels	61.1	75.8	119.55	138.70	72.99	105.16	-19.5	-13.8	-30.6	71.6	71.1	121.57	140.44	87.06	99.88	0.7	-13.4	-12.8	208	75	20,991	14,170
Bucharest	71.6	69.4	81.18	92.24	58.12	64.04	3.1	-12.0	-9.2	68.8	63.9	81.61	95.51	56.17	61.04	7.7	-14.6	-8.0	107	26	9,602	4,654
Budapest	62.3	65.6	72.66	80.96	45.25	53.10	-5.1	-10.2	-14.8	74.5	69.8	81.51	90.09	60.69	62.87	6.7	-9.5	-3.5	229	56	20,857	11,218
Copenhagen	78.5	74.3	138.14	154.61	108.44	114.85	5.7	-10.6	-5.6	79.6	74.1	143.68	164.54	114.34	121.95	7.4	-12.7	-6.2	120	14	17,329	3,526
Dublin	81.3	77.6	124.56	121.87	101.32	94.57	4.8	2.2	7.1	83.7	79.7	124.19	127.10	103.93	101.28	5.0	-2.3	2.6	206	83	21,112	14,879
Edinburgh	77.3	77.1	109.96	115.38	84.99	88.90	0.3	-4.7	-4.4	81.9	81.1	136.24	144.40	111.64	117.18	1.0	-5.7	-4.7	172	100	12,521	10,639
Frankfurt	72.6	74.6	119.21	142.04	86.58	105.99	-2.7	-16.1	-18.3	70.9	69.2	142.05	160.07	100.72	110.84	2.4	-11.3	-9.1	141	48	17,625	10,029
Geneva	72.1	64.1	259.15	268.95	186.91	172.48	12.5	-3.6	8.4	68.9	68.5	289.34	320.38	199.23	219.37	0.6	-9.7	-9.2	101	37	9,339	5,761
Helsinki	70.5	69.8	110.13	128.54	77.61	89.71	1.0	-14.3	-13.5	68.3	66.9	109.11	132.85	74.52	88.86	2.1	-17.9	-16.1	84	57	13,054	11,060
Istanbul	56.1	63.7	111.84	142.92	62.78	91.11	-12.0	-21.7	-31.1	66.2	65.7	137.15	176.54	90.76	116.01	0.7	-22.3	-21.8	475	118	49,670	23,973
Lisbon	63.1	65.6	90.55	99.90	57.17	65.51	-3.7	-9.4	-12.7	75.8	73.2	102.65	114.55	77.85	83.90	3.5	-10.4	-7.2	184	49	19,847	8,018
London	81.7	84.6	223.27	226.87	182.36	192.00	-3.5	-1.6	-5.0	82.8	83.4	221.07	232.10	183.14	193.49	-0.6	-4.8	-5.4	1,312	589	123,867	88,774
Madrid	71.9	64.1	105.06	105.11	75.52	67.36	12.2	0.0	12.1	70.0	65.5	104.25	113.49	72.96	74.32	6.9	-8.1	-1.8	391	144	47,302	22,039
Manchester	85.5	85.5	120.88	119.87	103.40	102.49	0.0	0.8	0.9	80.2	79.1	112.62	114.85	90.36	90.83	1.5	-1.9	-0.5	128	86	15,384	12,771
Milan	69.3	66.0	160.54	142.79	111.31	94.17	5.1	12.4	18.2	71.5	64.7	174.62	175.52	124.77	113.62	10.4	-0.5	9.8	424	130	34,363	19,444
Moscow	62.4	60.9	83.78	107.02	52.30	65.13	2.6	-21.7	-19.7	61.5	60.7	88.74	140.48	54.56	85.27	1.3	-36.8	-36.0	270	73	45,381	21,328
Paris	66.5	75.7	263.89	276.09	175.50	208.93	-12.1	-4.4	-16.0	78.1	81.0	284.48	331.06	222.24	268.05	-3.5	-14.1	-17.1	1,084	142	68,962	15,043
Prague	68.9	64.7	73.70	82.47	50.81	53.36	6.6	-10.6	-4.8	75.5	70.9	87.49	96.36	66.05	68.27	6.6	-9.2	-3.2	483	74	33,969	13,139
Rome	61.3	63.2	140.80	161.44	86.36	102.01	-2.9	-12.8	-15.3	70.4	70.7	169.30	193.13	119.26	136.51	-0.3	-12.3	-12.6	511	82	40,169	13,993
Saint Petersburg	51.6	50.2	54.94	64.64	28.35	32.42	2.9	-15.0	-12.5	64.3	57.5	78.90	114.05	50.70	65.61	11.7	-30.8	-22.7	198	32	20,924	9,595
Sofia	61.8	60.6	76.21	85.53	47.06	51.85	1.9	-10.9	-9.2	59.1	55.5	74.10	86.42	43.79	47.99	6.4	-14.3	-8.7	89	10	7,487	1,844
Tel Aviv	67.2	71.1	224.29	226.45	150.66	161.07	-5.6	-1.0	-6.5	69.7	67.2	241.24	243.30	168.14	163.57	3.7	-0.8	2.8	73	22	10,079	5,215
Vienna	71.8	69.6	97.47	113.90	70.03	79.25	3.3	-14.4	-11.6	72.6	72.0	110.03	125.78	79.92	90.50	1.0	-12.5	-11.7	398	113	33,398	19,877
Vilnius	59.6	58.9	64.44	65.25	38.42	38.47	1.1	-1.2	-0.1	67.1	63.0	66.84	70.53	44.83	44.42	6.5	-5.2	0.9	64	21	4,472	2,393
Warsaw	77.8	74.4	71.55	81.69	55.68	60.79	4.6	-12.4	-8.4	76.3	71.4	75.46	87.92	57.56	62.75	6.9	-14.2	-8.3	93	44	14,387	10,217
Zurich	71.4	73.1	231.08	246.32	164.88	179.96	-2.3	-6.2	-8.4	74.4	73.8	246.32	262.72	183.37	193.99	0.8	-6.2	-5.5	115	57	8,615	6,120

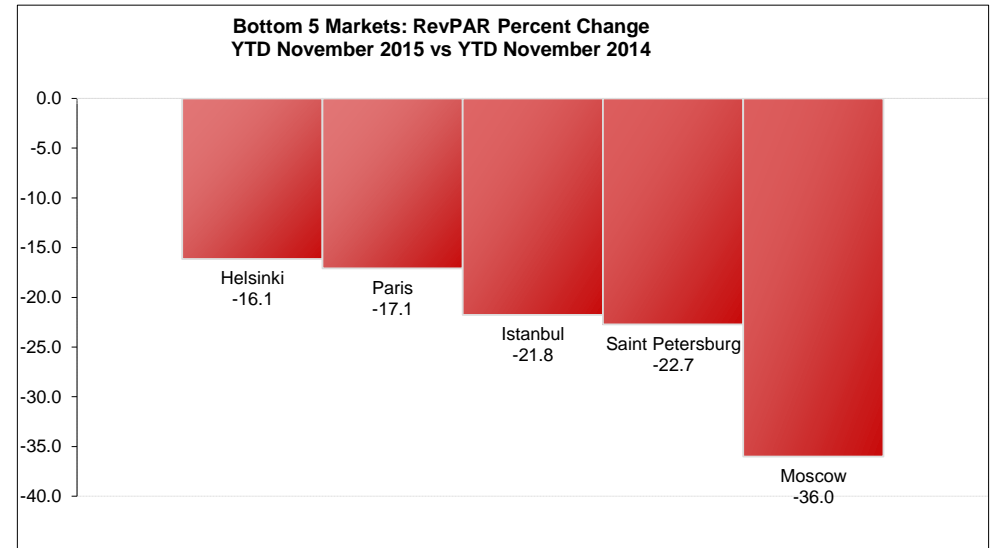
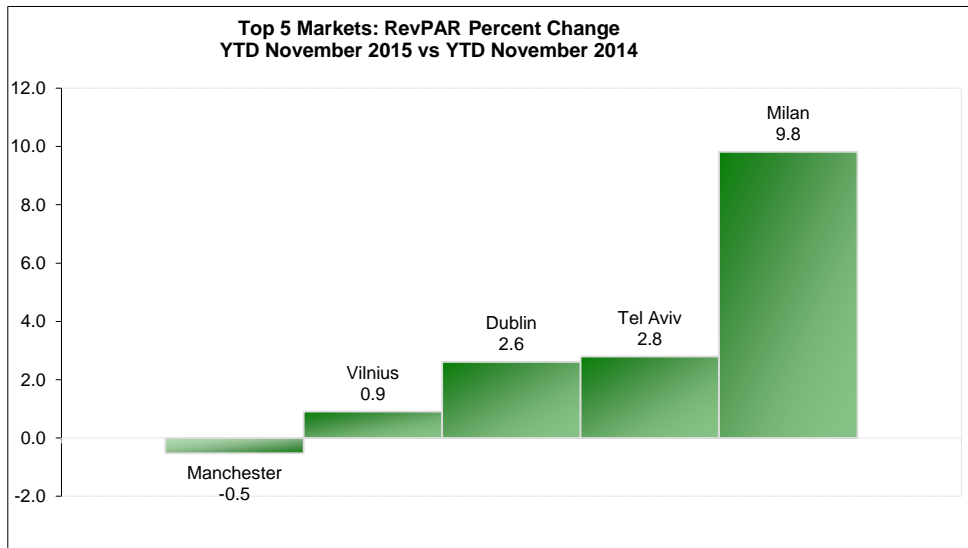
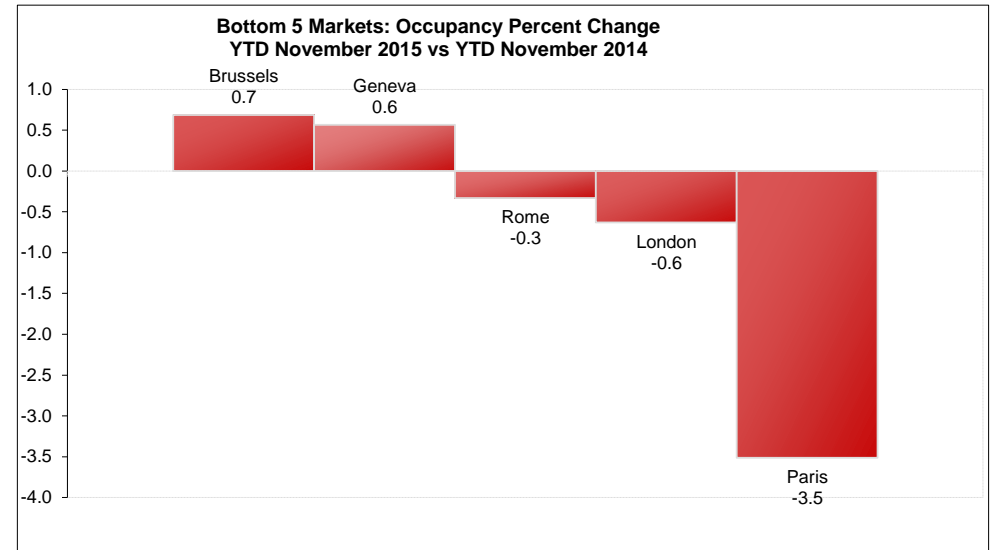
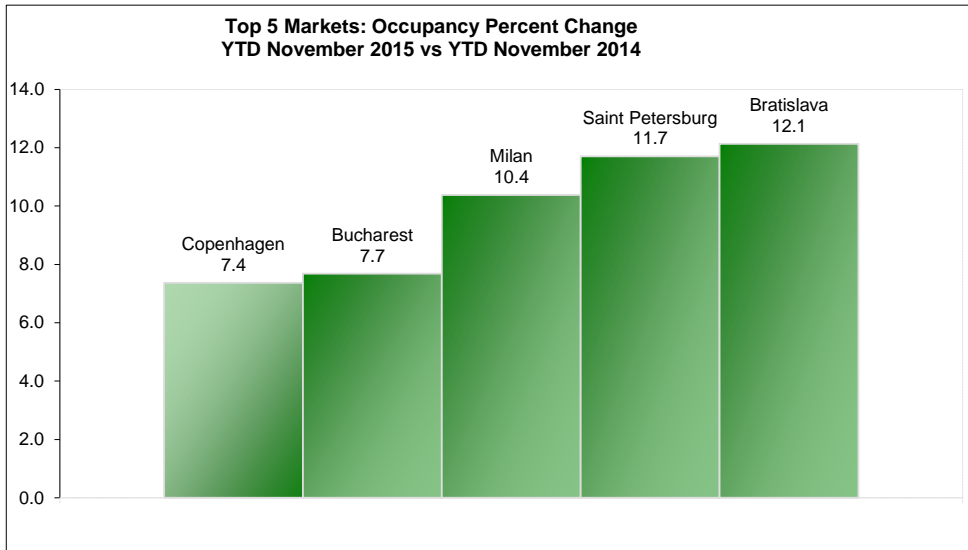
STR Global and STR track over 46,000 hotels worldwide. If you need information on additional countries and cities, please contact us on sales@strglobal.com

Legal Notice

STR Global Limited's Hotel Review is a publication of STR Global Limited and is intended solely for use by paid subscribers. Reproduction or distribution of the Hotel Review, in whole or part, without written permission of STR Global Limited is prohibited and subject to legal action. Site licenses are available. Ownership, distribution and use of the Hotel Review and its contents are subject to the terms set forth in the contract you have entered into with STR Global Limited
Source 2015 STR Global Limited

European Market Performance Graphs (Data in US Dollars)

For the Month of: November 2015



Legal Notice

STR Global Limited's Hotel Review is a publication of STR Global Limited and is intended solely for use by paid subscribers. Reproduction or distribution of the Hotel Review, in whole or part, without written permission of STR Global Limited is prohibited and subject to legal action. Site licenses are available. Ownership, distribution and use of the Hotel Review and its contents are subject to the terms set forth in the contract you have entered into with STR Global Limited

Source 2015 STR Global Limited

Americas

Caribbean

Anguilla
Antigua & Barbuda
Aruba
Bahamas
Barbados
Bermuda
British Virgin Islands
Cayman Islands
Curacao
Cuba
Dominica
Dominican Republic
Grenada
Guadeloupe
Haiti
Jamaica
Martinique
Montserrat
Netherlands Antilles
Puerto Rico
St. Kitts & Nevis
St. Lucia
St. Vincent
Trinidad & Tobago
Turks & Caicos
US Virgin Islands

Central America

Belize
Costa Rica
El Salvador
Guatemala
Honduras
Nicaragua
Panama

North America

Canada
Greenland
Mexico
United States

South America

Argentina
Bolivia
Brazil
Chile
Colombia
Ecuador
Falkland Islands
French Guiana
Guyana
Paraguay
Peru
Suriname
Uruguay
Venezuela

Asia Pacific

Central & South Asia

Bangladesh
Bhutan
India
Maldives
Nepal
Pakistan
Sri Lanka

Northeastern Asia

China
Japan
North Korea
South Korea
Mongolia
Taiwan

Southeastern Asia

Brunei
Cambodia
East Timor
Indonesia
Laos
Malaysia
Myanmar
Philippines
Singapore
Thailand
Vietnam

Australia & Oceania

American Samoa
Australia
Cook Islands
Fiji
French Polynesia
Guam
Kiribati
Marshall Islands
Micronesia
Nauru
New Caledonia
New Zealand
Niue
Northern Mariana Islands
Palau
Papua New Guinea
Samoa
Solomon Islands
Tonga
Tuvalu
Vanuatu

Europe

Eastern Europe

Armenia
Azerbaijan
Belarus
Bulgaria
Czech Republic
Georgia
Hungary
Kazakhstan
Kyrgyzstan
Poland
Moldova
Romania
Russia
Slovakia
Tajikistan
Turkmenistan
Ukraine
Uzbekistan

Northern Europe

Denmark
Estonia
Faroe Islands
Finland
Iceland
Ireland
Latvia
Lithuania
Norway
Sweden
United Kingdom

Southern Europe

Albania
Andorra
Bosnia and Herzegovina
Croatia
Cyprus
Gibraltar
Greece
Italy
Israel
Kosovo
Macedonia
Malta
Montenegro
Portugal
San Marino
Serbia
Slovenia
Spain
Turkey

Western Europe

Austria
Belgium
France
Germany
Liechtenstein
Luxembourg
Monaco
Netherlands
Switzerland

Middle East / Africa

Middle East

Afghanistan
Bahrain
Iran
Iraq
Jordan
Kuwait
Lebanon
Oman
Qatar
Saudi Arabia
Syria
UAE
Yemen

Northern Africa

Algeria
Burkina Faso
Chad
Djibouti
Egypt
Eritrea
Libya
Mali
Morocco
Mauritania
Niger
South Sudan
Sudan
Tunisia

Southern Africa

Angola
Benin
Botswana
Burundi
Cameroon
Cape Verde
Central African Republic
Comoros
Cote d'Ivoire
Democratic Rep. of Congo
Equatorial Guinea
Ethiopia
Gabon
Gambia
Ghana
Guinea
Guinea-Bissau
Kenya
Lesotho
Liberia
Madagascar
Malawi
Mauritius
Mozambique
Namibia
Nigeria
Republic Of Congo
Reunion
Rwanda
Sao Tome and Principe
Senegal
Seychelles
Sierra Leone
Somalia
South Africa
Swaziland
Tanzania
Togo
Uganda
Zambia
Zimbabwe

Definitions



Performance data included for non-North American locations may be different than that released by STR Global Limited. All data is processed by Smith Travel Research using both the current and historical sampling of hotels. For further questions about the methodology used to produce the Hotel Review, please email info@smithtravelresearch.com.

Average Daily Rate (ADR)

Room revenue divided by rooms sold, displayed as the average rental rate for a single room.

Country

A geographic area that has internationally recognized boundaries, an organized economy, and a sovereign government with external recognition. It is typically recognized by the International Organization for Standardization (ISO).

Exchange Rate

The factor used to convert revenue from U.S. Dollars to the local currency. The exchange rate data is obtained from Oanda.com.

Any aggregated number in the report (YTD, Running 3 month, Running 12 month) uses the exchange rate of each relative month when calculating the data.

Market

A geographic area within a country. Markets are defined by STR and STR Global Limited.

Occupancy (Occ)

Rooms sold divided by rooms available multiplied by 100. Occupancy is always displayed as a percentage of rooms occupied.

Percent Change

Amount of growth - up, flat, or down - this period versus same period last year (month or year-to-date). Calculated as $((TY - LY) / LY) * 100$.

RevPAR (Revenue Per Available Room)

Room revenue divided by rooms available.

Rooms Available (Supply)

The number of rooms times the number of days in the period.

Room Revenue

Total room revenue generated from the sale or rental of rooms.

Rooms Sold (Demand)

The number of rooms sold (excludes complimentary rooms).

Year-to-date

Measures (Occ, ADR, RevPAR) are calculated using the sum of the values from January 1 of the given year.