



United Kingdom
Blue Fin Building
110 Southwark Street
London SE1 0TA
Phone: +44 (0)20 7922 1930
Fax: +44 (0)20 7922 1931
www.strglobal.com

United States
735 East Main Street
Hendersonville
TN 37075
Phone: +1 (615) 824 8664
Fax: +1 (615) 824 3848
www.str.com

European Hotel Review

European Hotel Industry Performance for the Month of February 2015

Volume 15, Issue EU2

Date Created: March 17, 2015

In this issue

	Page
Global Performance (Euros)	2
Global Performance (British Pounds)	3
Global Performance (US Dollars)	4
Country Performance (Local Currency)	5
Country Performance (Euros)	6
Country Performance (British Pounds)	7
Country Performance (US Dollars)	8
Market Performance (Local Currency)	9
Market Performance (Euros)	10
Market Performance (British Pounds)	11
Market Performance (US Dollars)	12
Market Performance Graphs	13
World Regions	14
Definitions	15

Global Performance (Data in Euros)

For the Month of: February 2015



	February 2015 vs February 2014								
	Occ %		ADR		RevPAR		Percent Change from February 2014		
	2015	2014	2015	2014	2015	2014	Occ.	ADR	RevPAR
Asia Pacific	64.6	67.0	104.95	89.20	67.77	59.73	-3.6	17.7	13.5
Central & South Asia	70.8	69.7	119.74	102.21	84.83	71.22	1.7	17.2	19.1
Northeastern Asia	59.4	63.2	90.25	75.73	53.57	47.88	-6.1	19.2	11.9
Southeastern Asia	71.1	72.0	120.16	105.35	85.39	75.80	-1.2	14.1	12.7
Australia & Oceania	79.3	77.8	136.04	118.25	107.89	91.94	2.0	15.1	17.4

Americas	62.3	60.6	105.86	83.49	65.97	50.60	2.8	26.8	30.4
North America	62.2	60.3	103.84	81.81	64.56	49.37	3.0	26.9	30.8
Caribbean	81.8	77.7	214.43	169.72	175.31	131.91	5.2	26.3	32.9
Central America	67.0	67.4	110.90	88.65	74.27	59.72	-0.6	25.1	24.4
South America	57.6	61.9	126.00	99.02	72.61	61.31	-6.9	27.2	18.4

Europe	62.6	60.7	103.19	97.40	64.58	59.13	3.1	5.9	9.2
Eastern Europe	51.1	49.0	69.20	82.02	35.37	40.20	4.3	-15.6	-12.0
Northern Europe	71.2	69.1	108.13	94.15	76.96	65.07	3.0	14.8	18.3
Southern Europe	57.2	55.2	91.76	90.73	52.52	50.13	3.6	1.1	4.8
Western Europe	60.5	59.1	115.15	111.39	69.68	65.79	2.4	3.4	5.9

Middle East/Africa	67.2	67.3	157.59	127.20	105.85	85.63	-0.2	23.9	23.6
Middle East	74.4	75.9	191.42	155.68	142.39	118.20	-2.0	23.0	20.5
Northern Africa	47.1	45.4	77.07	57.53	36.32	26.14	3.7	33.9	39.0
Southern Africa	64.3	65.8	110.28	95.74	70.93	63.03	-2.3	15.2	12.5

	Occ %		ADR		RevPAR		Percent Change from February 2014		
	2015	2014	2015	2014	2015	2014	Occ.	ADR	RevPAR
Markets	53.5	57.3	70.13	61.01	37.55	34.93	-6.5	14.9	7.5
Beijing	64.7	62.6	94.11	94.57	60.91	59.25	3.3	-0.5	2.8
Berlin	58.3	58.7	116.86	97.72	68.15	57.39	-0.7	19.6	18.8
Buenos Aires	86.2	88.3	233.41	202.27	201.25	178.56	-2.3	15.4	12.7
Dubai	82.7	87.7	190.32	167.90	157.34	147.17	-5.7	13.3	6.9
Hong Kong	77.4	77.1	175.01	152.72	135.49	117.79	0.4	14.6	15.0
Los Angeles	80.1	77.4	138.34	102.40	110.87	79.29	3.5	35.1	39.8
Madrid	61.2	60.7	84.12	80.30	51.50	48.71	0.9	4.7	5.7
New York	75.0	73.7	176.13	151.06	132.07	111.36	1.7	16.6	18.6
Paris	63.7	67.0	211.32	206.56	134.58	138.48	-5.0	2.3	-2.8
Rome	53.2	51.4	116.30	117.65	61.82	60.45	3.4	-1.1	2.3
Sydney	91.4	90.1	163.79	141.11	149.67	127.14	1.4	16.1	17.7
Tokyo	89.4	88.8	129.27	112.83	115.56	100.16	0.7	14.6	15.4
Toronto	64.3	64.3	100.99	89.45	64.97	57.50	0.1	12.9	13.0

	Year to Date - February 2015 vs February 2014								
	Occ %		ADR		RevPAR		Percent Change from YTD 2014		
	2015	2014	2015	2014	2015	2014	Occ.	ADR	RevPAR
	64.6	64.2	101.83	88.76	65.76	56.98	0.6	14.7	15.4
	66.9	65.5	119.64	104.23	80.08	68.27	2.2	14.8	17.3
	61.1	60.7	86.72	74.61	52.98	45.25	0.7	16.2	17.1
	68.8	69.1	121.31	106.15	83.48	73.33	-0.4	14.3	13.8
	75.7	74.8	131.59	117.32	99.61	87.77	1.2	12.2	13.5

	58.2	56.4	104.02	82.76	60.56	46.66	3.3	25.7	29.8
	58.0	56.1	101.99	81.04	59.16	45.44	3.4	25.8	30.2
	77.6	75.0	210.78	168.07	163.49	126.09	3.4	25.4	29.7
	62.7	63.1	110.48	89.63	69.29	56.55	-0.6	23.3	22.5
	56.9	59.3	121.80	97.41	69.35	57.76	-4.0	25.0	20.1

	58.2	56.4	102.41	96.83	59.63	54.65	3.2	5.8	9.1
	46.8	44.8	67.22	78.09	31.45	34.98	4.5	-13.9	-10.1
	65.7	63.6	104.99	92.44	69.01	58.81	3.3	13.6	17.3
	53.5	51.4	92.01	89.64	49.24	46.04	4.2	2.6	7.0
	57.0	55.9	116.99	113.24	66.63	63.28	1.9	3.3	5.3

	64.9	64.6	160.24	131.58	103.96	84.95	0.5	21.8	22.4
	73.4	74.5	193.85	160.36	142.31	119.39	-1.4	20.9	19.2
	47.5	43.5	76.61	58.05	36.37	25.23	9.2	32.0	44.1
	57.8	60.0	112.88	98.35	65.27	59.00	-3.6	14.8	10.6

	58.6	56.2	73.70	63.50	43.20	35.70	4.3	16.1	21.0
	60.5	58.4	88.82	89.66	53.71	52.33	3.6	-0.9	2.6
	59.0	56.8	117.92	95.78	69.56	54.41	3.8	23.1	27.8
	86.1	88.2	242.02	209.43	208.31	184.68	-2.4	15.6	12.8
	83.3	86.1	191.51	167.89	159.48	144.62	-3.3	14.1	10.3
	73.4	72.6	169.43	148.95	124.32	108.08	1.1	13.8	15.0
	75.6	75.4	134.98	105.26	102.11	79.37	0.3	28.2	28.6
	58.5	55.7	83.58	79.74	48.88	44.44	4.9	4.8	10.0
	71.3	72.5	172.08	152.01	122.68	110.14	-1.6	13.2	11.4
	64.6	68.8	220.46	213.52	142.49	146.90	-6.1	3.2	-3.0
	48.6	48.1	117.70	119.85	57.22	57.59	1.2	-1.8	-0.6
	85.7	84.6	150.88	134.55	129.27	113.79	1.3	12.1	13.6
	84.0	82.5	127.08	111.41	106.77	91.95	1.8	14.1	16.1
	60.9	62.0	97.64	87.69	59.43	54.40	-1.9	11.3	9.2

	Participation			
	Properties		Rooms	
	Census	Sample	Census	Sample
	30,216	6,656	3,875,218	1,291,996
	3,792	700	256,667	94,606
	15,140	3,885	2,575,985	819,879
	6,033	924	729,147	227,111
	5,251	1,147	313,419	150,400

	69,086	34,284	6,343,145	4,092,888
	62,758	33,206	5,691,050	3,901,354
	1,917	227	228,211	58,577
	921	121	58,270	21,671
	3,490	730	365,614	111,286

	59,374	8,480	4,389,089	1,179,566
	4,872	599	436,805	119,559
	12,530	3,667	872,103	424,195
	17,617	1,810	1,630,122	291,275
	24,355	2,404	1,450,059	344,537

	5,414	1,263	748,611	274,053
	1,506	601	260,440	156,256
	1,462	135	302,135	46,163
	2,446	527	186,036	71,634

	1,296	421	221,758	85,197
	638	177	64,607	35,858
	291	67	25,218	9,224
	359	184	72,899	52,812
	210	90	65,936	32,787
	1,331	574	123,222	85,687
	994	492	97,818	75,410
	396	152	48,615	23,499
	624	444	112,469	96,565
	1,070	131	68,722	14,457
	521	86	41,365	14,671
	336	166	37,782	29,804
	458	129	100,455	39,848
	216	148	37,052	33,188

STR Global and STR track over 46,000 hotels worldwide. If you need information on additional countries and cities, please contact us on sales@strglobal.com

Legal Notice

STR Global Limited's Hotel Review is a publication of STR Global Limited and is intended solely for use by paid subscribers. Reproduction or distribution of the Hotel Review, in whole or part, without written permission of STR Global Limited is prohibited and subject to legal action.

Site licenses are available. Ownership, distribution and use of the Hotel Review and its contents are subject to the terms set forth in the contract you have entered into with STR Global Limited

Source 2015 STR Global Limited

Global Performance (Data in British Pounds)

For the Month of: February 2015



	February 2015 vs February 2014								
	Occ %		ADR		RevPAR		Percent Change from February 2014		
	2015	2014	2015	2014	2015	2014	Occ.	ADR	RevPAR
Asia Pacific	64.6	67.0	76.26	73.24	49.24	49.04	-3.6	4.1	0.4
Central & South Asia	70.8	69.7	87.00	83.92	61.64	58.47	1.7	3.7	5.4
Northeastern Asia	59.4	63.2	65.57	62.18	38.92	39.31	-6.1	5.5	-1.0
Southeastern Asia	71.1	72.0	87.31	86.50	62.05	62.24	-1.2	0.9	-0.3
Australia & Oceania	79.3	77.8	98.85	97.08	78.39	75.48	2.0	1.8	3.9

Americas	62.3	60.6	76.92	68.55	47.93	41.54	2.8	12.2	15.4
North America	62.2	60.3	75.45	67.17	46.91	40.53	3.0	12.3	15.7
Caribbean	81.8	77.7	155.80	139.35	127.38	108.30	5.2	11.8	17.6
Central America	67.0	67.4	80.58	72.78	53.96	49.04	-0.6	10.7	10.0
South America	57.6	61.9	91.55	81.30	52.76	50.34	-6.9	12.6	4.8

Europe	62.6	60.7	74.98	79.97	46.92	48.55	3.1	-6.2	-3.3
Eastern Europe	51.1	49.0	50.28	67.34	25.70	33.01	4.3	-25.3	-22.2
Northern Europe	71.2	69.1	78.56	77.30	55.92	53.43	3.0	1.6	4.7
Southern Europe	57.2	55.2	66.67	74.50	38.16	41.16	3.6	-10.5	-7.3
Western Europe	60.5	59.1	83.66	91.45	50.63	54.02	2.4	-8.5	-6.3

Middle East/Africa	67.2	67.3	114.50	104.44	76.91	70.31	-0.2	9.6	9.4
Middle East	74.4	75.9	139.08	127.82	103.46	97.05	-2.0	8.8	6.6
Northern Africa	47.1	45.4	56.00	47.24	26.39	21.46	3.7	18.5	23.0
Southern Africa	64.3	65.8	80.13	78.60	51.54	51.75	-2.3	1.9	-0.4

	February 2015 vs February 2014								
	2015	2014	2015	2014	2015	2014	Occ.	ADR	RevPAR
Markets	53.5	57.3	50.95	50.09	27.28	28.68	-6.5	1.7	-4.9
Beijing	64.7	62.6	68.38	77.65	44.26	48.65	3.3	-11.9	-9.0
Buenos Aires	58.3	58.7	84.91	80.23	49.52	47.12	-0.7	5.8	5.1
Dubai	86.2	88.3	169.59	166.07	146.22	146.61	-2.3	2.1	-0.3
Hong Kong	82.7	87.7	138.28	137.86	114.32	120.84	-5.7	0.3	-5.4
London	77.4	77.1	127.16	125.39	98.44	96.71	0.4	1.4	1.8
Los Angeles	80.1	77.4	100.52	84.07	80.56	65.10	3.5	19.6	23.7
Madrid	61.2	60.7	61.12	65.93	37.42	39.99	0.9	-7.3	-6.4
New York	75.0	73.7	127.97	124.02	95.96	91.43	1.7	3.2	4.9
Paris	63.7	67.0	153.54	169.59	97.79	113.70	-5.0	-9.5	-14.0
Rome	53.2	51.4	84.50	96.59	44.92	49.63	3.4	-12.5	-9.5
Sydney	91.4	90.1	119.01	115.86	108.75	104.39	1.4	2.7	4.2
Tokyo	89.4	88.8	93.93	92.64	83.96	82.23	0.7	1.4	2.1
Toronto	64.3	64.3	73.38	73.45	47.21	47.21	0.1	-0.1	0.0

	Year to Date - February 2015 vs February 2014								
	Occ %		ADR		RevPAR		Percent Change from YTD 2014		
	2015	2014	2015	2014	2015	2014	Occ.	ADR	RevPAR
	64.6	64.2	75.29	73.01	48.62	46.87	0.6	3.1	3.7
	66.9	65.5	88.42	85.73	59.18	56.16	2.2	3.1	5.4
	61.1	60.7	64.14	61.37	39.18	37.22	0.7	4.5	5.3
	68.8	69.1	89.70	87.32	61.73	60.32	-0.4	2.7	2.3
	75.7	74.8	97.21	96.50	73.59	72.20	1.2	0.7	1.9

	58.2	56.4	76.84	68.07	44.73	38.38	3.3	12.9	16.6
	58.0	56.1	75.33	66.66	43.69	37.38	3.4	13.0	16.9
	77.6	75.0	155.74	138.24	120.80	103.71	3.4	12.7	16.5
	62.7	63.1	81.63	73.72	51.20	46.51	-0.6	10.7	10.1
	56.9	59.3	90.03	80.12	51.26	47.51	-4.0	12.4	7.9

	58.2	56.4	75.66	79.64	44.05	44.95	3.2	-5.0	-2.0
	46.8	44.8	49.62	64.22	23.22	28.77	4.5	-22.7	-19.3
	65.7	63.6	77.52	76.03	50.95	48.37	3.3	2.0	5.3
	53.5	51.4	67.99	73.73	36.39	37.87	4.2	-7.8	-3.9
	57.0	55.9	86.47	93.15	49.25	52.05	1.9	-7.2	-5.4

	64.9	64.6	118.50	108.24	76.88	69.88	0.5	9.5	10.0
	73.4	74.5	143.39	131.91	105.27	98.22	-1.4	8.7	7.2
	47.5	43.5	56.67	47.75	26.90	20.75	9.2	18.7	29.6
	57.8	60.0	83.38	80.89	48.21	48.53	-3.6	3.1	-0.6

	58.6	56.2	54.63	52.24	32.03	29.37	4.3	4.6	9.0
	60.5	58.4	65.56	73.74	39.64	43.04	3.6	-11.1	-7.9
	59.0	56.8	87.26	78.78	51.47	44.75	3.8	10.8	15.0
	86.1	88.2	179.11	172.29	154.17	151.92	-2.4	4.0	1.5
	83.3	86.1	141.70	138.10	118.00	118.96	-3.3	2.6	-0.8
	73.4	72.6	125.15	122.50	91.83	88.89	1.1	2.2	3.3
	75.6	75.4	99.72	86.59	75.43	65.29	0.3	15.2	15.5
	58.5	55.7	61.78	65.58	36.12	36.55	4.9	-5.8	-1.2
	71.3	72.5	127.14	125.04	90.64	90.60	-1.6	1.7	0.0
	64.6	68.8	163.22	175.66	105.49	120.85	-6.1	-7.1	-12.7
	48.6	48.1	86.96	98.58	42.27	47.37	1.2	-11.8	-10.8
	85.7	84.6	111.33	110.66	95.39	93.58	1.3	0.6	1.9
	84.0	82.5	93.88	91.63	78.88	75.62	1.8	2.4	4.3
	60.9	62.0	72.12	72.13	43.90	44.74	-1.9	0.0	-1.9

Participation				
Properties		Rooms		
Census	Sample	Census	Sample	
30,216	6,656	3,875,218	1,291,996	
3,792	700	256,667	94,606	
15,140	3,885	2,575,985	819,879	
6,033	924	729,147	227,111	
5,251	1,147	313,419	150,400	

69,086	34,284	6,343,145	4,092,888	
62,758	33,206	5,691,050	3,901,354	
1,917	227	228,211	58,577	
921	121	58,270	21,671	
3,490	730	365,614	111,286	

59,374	8,480	4,389,089	1,179,566	
4,872	599	436,805	119,559	
12,530	3,667	872,103	424,195	
17,617	1,810	1,630,122	291,275	
24,355	2,404	1,450,059	344,537	

5,414	1,263	748,611	274,053	
1,506	601	260,440	156,256	
1,462	135	302,135	46,163	
2,446	527	186,036	71,634	

1,296	421	221,758	85,197	
638	177	64,607	35,858	
291	67	25,218	9,224	
359	184	72,899	52,812	
210	90	65,936	32,787	
1,331	574	123,222	85,687	
994	492	97,818	75,410	
396	152	48,615	23,499	
624	444	112,469	96,565	
1,070	131	68,722	14,457	
521	86	41,365	14,671	
336	166	37,782	29,804	
458	129	100,455	39,848	
216	148	37,052	33,188	

STR Global and STR track over 46,000 hotels worldwide. If you need information on additional countries and cities, please contact us on sales@strglobal.com

Legal Notice

STR Global Limited's Hotel Review is a publication of STR Global Limited and is intended solely for use by paid subscribers. Reproduction or distribution of the Hotel Review, in whole or part, without written permission of STR Global Limited is prohibited and subject to legal action. Site licenses are available. Ownership, distribution and use of the Hotel Review and its contents are subject to the terms set forth in the contract you have entered into with STR Global Limited
Source 2015 STR Global Limited

Global Performance (Data in US Dollars)

For the Month of: February 2015



	February 2015 vs February 2014								
	Occ %		ADR		RevPAR		Percent Change from February 2014		
	2015	2014	2015	2014	2015	2014	Occ.	ADR	RevPAR
Asia Pacific	64.6	67.0	117.64	122.05	75.97	81.72	-3.6	-3.6	-7.0
Central & South Asia	70.8	69.7	134.22	139.84	95.09	97.44	1.7	-4.0	-2.4
Northeastern Asia	59.4	63.2	101.16	103.62	60.04	65.51	-6.1	-2.4	-8.3
Southeastern Asia	71.1	72.0	134.69	144.14	95.72	103.71	-1.2	-6.6	-7.7
Australia & Oceania	79.3	77.8	152.49	161.78	120.94	125.78	2.0	-5.7	-3.9

	February 2015 vs February 2014								
	Occ %		ADR		RevPAR		Percent Change from February 2014		
	2015	2014	2015	2014	2015	2014	Occ.	ADR	RevPAR
Americas	62.3	60.6	118.66	114.22	73.94	69.23	2.8	3.9	6.8
North America	62.2	60.3	116.39	111.93	72.37	67.54	3.0	4.0	7.1
Caribbean	81.8	77.7	240.36	232.21	196.51	180.47	5.2	3.5	8.9
Central America	67.0	67.4	124.31	121.29	83.25	81.71	-0.6	2.5	1.9
South America	57.6	61.9	141.23	135.48	81.39	83.89	-6.9	4.2	-3.0

	February 2015 vs February 2014								
	Occ %		ADR		RevPAR		Percent Change from February 2014		
	2015	2014	2015	2014	2015	2014	Occ.	ADR	RevPAR
Europe	62.6	60.7	115.67	133.26	72.39	80.90	3.1	-13.2	-10.5
Eastern Europe	51.1	49.0	77.57	112.21	39.64	55.01	4.3	-30.9	-27.9
Northern Europe	71.2	69.1	121.20	128.81	86.27	89.03	3.0	-5.9	-3.1
Southern Europe	57.2	55.2	102.85	124.14	58.87	68.58	3.6	-17.1	-14.2
Western Europe	60.5	59.1	129.07	152.40	78.10	90.02	2.4	-15.3	-13.2

	February 2015 vs February 2014								
	Occ %		ADR		RevPAR		Percent Change from February 2014		
	2015	2014	2015	2014	2015	2014	Occ.	ADR	RevPAR
Middle East/Africa	67.2	67.3	176.64	174.04	118.64	117.16	-0.2	1.5	1.3
Middle East	74.4	75.9	214.56	213.00	159.61	161.72	-2.0	0.7	-1.3
Northern Africa	47.1	45.4	86.39	78.72	40.71	35.76	3.7	9.7	13.8
Southern Africa	64.3	65.8	123.61	130.98	79.50	86.24	-2.3	-5.6	-7.8

	February 2015 vs February 2014								
	Occ %		ADR		RevPAR		Percent Change from February 2014		
	2015	2014	2015	2014	2015	2014	Occ.	ADR	RevPAR
Markets	53.5	57.3	78.61	83.47	42.09	47.80	-6.5	-5.8	-11.9
Beijing	64.7	62.6	105.49	129.39	68.27	81.06	3.3	-18.5	-15.8
Berlin	58.3	58.7	130.99	133.69	76.39	78.52	-0.7	-2.0	-2.7
Buenos Aires	86.2	88.3	261.63	276.74	225.58	244.31	-2.3	-5.5	-7.7
Dubai	82.7	87.7	213.33	229.72	176.36	201.36	-5.7	-7.1	-12.4
Hong Kong	77.4	77.1	196.17	208.94	151.87	161.15	0.4	-6.1	-5.8
Los Angeles	80.1	77.4	155.07	140.10	124.27	108.49	3.5	10.7	14.6
Madrid	61.2	60.7	94.29	109.87	57.73	66.65	0.9	-14.2	-13.4
New York	75.0	73.7	197.42	206.67	148.04	152.37	1.7	-4.5	-2.8
Paris	63.7	67.0	236.87	282.61	150.86	189.46	-5.0	-16.2	-20.4
Rome	53.2	51.4	130.36	160.96	69.29	82.71	3.4	-19.0	-16.2
Sydney	91.4	90.1	183.59	193.07	167.77	173.95	1.4	-4.9	-3.6
Tokyo	89.4	88.8	144.91	154.37	129.53	137.03	0.7	-6.1	-5.5
Toronto	64.3	64.3	113.20	122.39	72.83	78.67	0.1	-7.5	-7.4

	Year to Date - February 2015 vs February 2014								
	Occ %		ADR		RevPAR		Percent Change from YTD 2014		
	2015	2014	2015	2014	2015	2014	Occ.	ADR	RevPAR
Asia Pacific	64.6	64.2	114.72	121.13	74.08	77.76	0.6	-5.3	-4.7
Central & South Asia	66.9	65.5	134.77	142.24	90.20	93.16	2.2	-5.2	-3.2
Northeastern Asia	61.1	60.7	97.71	101.81	59.69	61.75	0.7	-4.0	-3.3
Southeastern Asia	68.8	69.1	136.67	144.85	94.05	100.06	-0.4	-5.6	-6.0
Australia & Oceania	75.7	74.8	148.21	160.10	112.20	119.78	1.2	-7.4	-6.3

	Year to Date - February 2015 vs February 2014								
	Occ %		ADR		RevPAR		Percent Change from YTD 2014		
	2015	2014	2015	2014	2015	2014	Occ.	ADR	RevPAR
Americas	58.2	56.4	117.16	112.95	68.21	63.68	3.3	3.7	7.1
North America	58.0	56.1	114.87	110.61	66.62	62.02	3.4	3.9	7.4
Caribbean	77.6	75.0	237.42	229.35	184.15	172.06	3.4	3.5	7.0
Central America	62.7	63.1	124.44	122.31	78.05	77.17	-0.6	1.7	1.1
South America	56.9	59.3	137.21	132.93	78.12	78.82	-4.0	3.2	-0.9

	Year to Date - February 2015 vs February 2014								
	Occ %		ADR		RevPAR		Percent Change from YTD 2014		
	2015	2014	2015	2014	2015	2014	Occ.	ADR	RevPAR
Europe	58.2	56.4	115.35	132.14	67.17	74.58	3.2	-12.7	-9.9
Eastern Europe	46.8	44.8	75.69	106.59	35.42	47.75	4.5	-29.0	-25.8
Northern Europe	65.7	63.6	118.23	126.17	77.71	80.26	3.3	-6.3	-3.2
Southern Europe	53.5	51.4	103.64	122.34	55.47	62.83	4.2	-15.3	-11.7
Western Europe	57.0	55.9	131.79	154.53	75.06	86.35	1.9	-14.7	-13.1

	Year to Date - February 2015 vs February 2014								
	Occ %		ADR		RevPAR		Percent Change from YTD 2014		
	2015	2014	2015	2014	2015	2014	Occ.	ADR	RevPAR
Middle East/Africa	64.9	64.6	180.53	179.54	117.13	115.91	0.5	0.6	1.0
Middle East	73.4	74.5	218.41	218.80	160.35	162.91	-1.4	-0.2	-1.6
Northern Africa	47.5	43.5	86.33	79.21	40.98	34.43	9.2	9.0	19.0
Southern Africa	57.8	60.0	127.14	134.21	73.51	80.52	-3.6	-5.3	-8.7

	Year to Date - February 2015 vs February 2014								
	Occ %		ADR		RevPAR		Percent Change from YTD 2014		
	2015	2014	2015	2014	2015	2014	Occ.	ADR	RevPAR
Markets	58.6	56.2	83.10	86.64	48.71	48.72	4.3	-4.1	0.0
Beijing	60.5	58.4	100.01	122.38	60.48	71.43	3.6	-18.3	-15.3
Berlin	59.0	56.8	132.88	130.70	78.38	74.25	3.8	1.7	5.6
Buenos Aires	86.1	88.2	272.73	285.74	234.75	251.96	-2.4	-4.6	-6.8
Dubai	83.3	86.1	215.80	229.08	179.71	197.33	-3.3	-5.8	-8.9
Hong Kong	73.4	72.6	190.82	203.28	140.02	147.50	1.1	-6.1	-5.1
Los Angeles	75.6	75.4	152.03	143.63	115.00	108.29	0.3	5.9	6.2
Madrid	58.5	55.7	94.16	108.82	55.06	60.66	4.9	-13.5	-9.2
New York	71.3	72.5	193.83	207.42	138.18	150.28	-1.6	-6.6	-8.1
Paris	64.6	68.8	248.47	291.30	160.59	200.41	-6.1	-14.7	-19.9
Rome	48.6	48.1	132.57	163.55	64.45	78.59	1.2	-18.9	-18.0
Sydney	85.7	84.6	169.88	183.64	145.55	155.30	1.3	-7.5	-6.3
Tokyo	84.0	82.5	143.13	152.05	120.26	125.48	1.8	-5.9	-4.2
Toronto	60.9	62.0	109.97	119.67	66.93	74.24	-1.9	-8.1	-9.8

Participation				
Properties		Rooms		
Census	Sample	Census	Sample	
30,216	6,656	3,875,218	1,291,996	
3,792	700	256,667	94,606	
15,140	3,885	2,575,985	819,879	
6,033	924	729,147	227,111	
5,251	1,147	313,419	150,400	

Participation				
Properties		Rooms		
Census	Sample	Census	Sample	
69,086	34,284	6,343,145	4,092,888	
62,758	33,206	5,691,050	3,901,354	
1,917	227	228,211	58,577	
921	121	58,270	21,671	
3,490	730	365,614	111,286	

Participation				
Properties		Rooms		
Census	Sample	Census	Sample	
59,374	8,480	4,389,089	1,179,566	
4,872	599	436,805	119,559	
12,530	3,667	872,103	424,195	
17,617	1,810	1,630,122	291,275	
24,355	2,404	1,450,059	344,537	

Participation				
Properties		Rooms		
Census	Sample	Census	Sample	
5,414	1,263	748,611	274,053	
1,506	601	260,440	156,256	
1,462	135	302,135	46,163	
2,446	527	186,036	71,634	

STR Global and STR track over 46,000 hotels worldwide. If you need information on additional countries and cities, please contact us on sales@strglobal.com

Legal Notice

STR Global Limited's Hotel Review is a publication of STR Global Limited and is intended solely for use by paid subscribers. Reproduction or distribution of the Hotel Review, in whole or part, without written permission of STR Global Limited is prohibited and subject to legal action. Site licenses are available. Ownership, distribution and use of the Hotel Review and its contents are subject to the terms set forth in the contract you have entered into with STR Global Limited

Source 2015 STR Global Limited

Country Performance (Data in Local Currency)

For the Month of: February 2015



Countries	February 2015 vs February 2014									February 2015		Year to Date - February 2015 vs February 2014									Participation			
	Occ (%)		ADR		RevPAR		Percent Change from February 2014			Currency ISO Code	Exchange Rate to USD	Occ (%)		ADR		RevPAR		Percent Change from YTD 2014			Properties		Rooms	
	2015	2014	2015	2014	2015	2014	Occ	ADR	RevPAR			2015	2014	2015	2014	2015	2014	Occ	ADR	RevPAR	Occ	Sample	Census	Sample
Austria	53.4	52.0	93.78	90.71	50.04	47.17	2.6	3.4	6.1	EUR	0.89213	52.2	52.0	97.06	93.47	50.66	48.65	0.3	3.8	4.1	1,680	154	101,252	25,105
Belgium	61.8	60.7	104.76	103.31	64.79	62.69	1.9	1.4	3.3	EUR	0.89213	58.1	56.7	102.71	101.25	59.69	57.46	2.4	1.4	3.9	769	117	48,144	18,175
Bulgaria	50.3	50.1	138.05	136.97	69.49	68.58	0.5	0.8	1.3	BGN	1.74488	46.2	45.6	139.67	136.83	64.48	62.39	1.2	2.1	3.3	529	14	60,201	2,603
Croatia	27.5	21.0	447.42	469.32	122.89	98.51	30.9	-4.7	24.8	HRK	6.85668	22.0	19.0	466.66	462.80	102.66	87.75	16.0	0.8	17.0	371	10	49,213	3,243
Czech Republic	46.7	42.4	1709.94	1717.61	798.87	728.37	10.2	-0.4	9.7	CZK	24.542	44.6	43.4	1782.26	1733.14	795.01	751.41	2.9	2.8	5.8	960	88	59,132	15,303
Finland	57.2	55.3	91.85	92.35	52.55	51.12	3.4	-0.5	2.8	EUR	0.89213	53.9	54.1	90.99	91.93	49.01	49.70	-0.4	-1.0	-1.4	347	102	39,022	18,892
France	55.2	55.8	136.48	136.61	75.30	76.24	-1.1	-0.1	-1.2	EUR	0.89213	54.1	54.7	142.14	141.48	76.90	77.32	-1.0	0.5	-0.5	7,811	499	487,270	46,078
Germany	62.9	61.5	98.18	94.80	61.73	58.33	2.2	3.6	5.8	EUR	0.89213	58.5	57.3	97.33	94.44	56.89	54.16	1.9	3.1	5.1	9,594	1,006	588,459	176,709
Greece	55.8	53.0	80.72	80.27	45.01	42.51	5.3	0.6	5.9	EUR	0.89213	50.7	47.7	82.61	80.17	41.90	38.24	6.3	3.0	9.6	1,692	64	142,671	9,313
Hungary	52.3	47.2	18235.49	17162.52	9540.33	8103.37	10.8	6.3	17.7	HUF	270.288	50.0	44.5	18936.17	17028.83	9470.34	7585.96	12.3	11.2	24.8	795	70	50,583	13,588
Ireland	65.9	61.3	95.76	83.56	63.12	51.25	7.5	14.6	23.2	EUR	0.89213	60.4	56.0	91.42	81.89	55.19	45.85	7.8	11.6	20.4	866	134	60,976	20,431
Israel	57.1	61.0	611.82	551.27	349.39	336.46	-6.4	11.0	3.8	ILS	3.97254	55.8	58.4	614.61	561.17	342.85	327.49	-4.4	9.5	4.7	367	61	50,562	16,018
Italy	54.1	51.3	106.70	101.92	57.70	52.27	5.4	4.7	10.4	EUR	0.89213	49.8	48.5	105.84	102.71	52.67	49.82	2.6	3.0	5.7	6,532	618	361,777	75,718
Lithuania	47.4	39.8	55.91	49.14	26.50	19.54	19.1	13.8	35.6	LTL	0.89213	45.3	40.4	56.19	50.09	25.48	20.23	12.2	12.2	25.9	147	23	8,252	2,709
Malta	60.7	53.2	76.17	70.62	46.23	37.60	14.0	7.9	23.0	EUR	0.89213	54.1	47.8	79.26	73.29	42.87	35.04	13.1	8.2	22.3	134	13	17,985	3,329
Netherlands	61.1	57.1	98.38	93.63	60.08	53.46	7.0	5.1	12.4	EUR	0.89213	56.5	53.0	95.56	91.87	54.03	48.73	6.6	4.0	10.9	1,980	298	107,621	42,927
Poland	59.3	50.6	232.71	232.32	138.09	117.52	17.3	0.2	17.5	PLN	3.70213	52.9	47.4	229.31	232.45	121.38	110.15	11.7	-1.3	10.2	735	147	61,431	25,749
Portugal	45.0	41.1	66.69	62.93	30.01	25.85	9.5	6.0	16.1	EUR	0.89213	41.8	37.8	67.47	63.96	28.18	24.17	10.5	5.5	16.6	1,360	141	114,003	22,951
Romania	55.1	55.0	303.50	296.75	167.21	163.25	0.1	2.3	2.4	RON	3.95585	49.9	48.3	299.72	293.98	149.60	142.00	3.3	2.0	5.4	362	32	27,493	5,177
Russia	49.9	54.3	5112.82	5439.26	2549.76	2951.81	-8.1	-6.0	-13.6	RUB	61.5146	45.4	46.2	4933.39	5001.75	2237.60	2310.59	-1.8	-1.4	-3.2	817	158	112,839	41,453
Slovakia	48.3	44.0	63.21	63.06	30.56	27.76	9.8	0.2	10.1	EUR	0.89213	45.6	42.1	63.63	63.11	29.03	26.55	8.4	0.8	9.3	190	25	12,805	3,508
Spain	62.8	60.9	85.64	88.24	53.81	53.75	3.1	-2.9	0.1	EUR	0.89213	59.4	56.3	85.35	84.00	50.66	47.29	5.4	1.6	7.1	4,630	687	559,907	118,751
Switzerland	59.5	59.0	238.01	244.34	141.61	144.07	0.9	-2.6	-1.7	CHF	0.95086	56.7	56.9	250.95	258.29	142.20	146.99	-0.4	-2.8	-3.3	2,372	317	108,158	32,609
Turkey	58.4	58.2	234.31	260.05	136.85	151.24	0.4	-9.9	-9.5	TRY	2.50908	55.2	53.9	236.20	262.49	130.29	141.53	2.3	-10.0	-7.9	1,604	188	247,045	37,038
United Kingdom	74.1	72.2	79.81	76.73	59.15	55.39	2.7	4.0	6.8	GBP	0.64821	68.2	65.9	78.67	75.37	53.66	49.70	3.4	4.4	8.0	8,421	3,197	532,999	338,311

STR Global and STR track over 46,000 hotels worldwide. If you need information on additional countries and cities, please contact us on sales@strglobal.com

Legal Notice

STR Global Limited's Hotel Review is a publication of STR Global Limited and is intended solely for use by paid subscribers. Reproduction or distribution of the Hotel Review, in whole or part, without written permission of STR Global Limited is prohibited and subject to legal action. Site licenses are available. Ownership, distribution and use of the Hotel Review and its contents are subject to the terms set forth in the contract you have entered into with STR Global Limited
Source 2015 STR Global Limited

Country Performance (Data in Euros)

For the Month of: February 2015



	February 2015 vs February 2014									Year to Date - February 2015 vs February 2014									Participation			
	Occ (%)		ADR		RevPAR		Percent Change from February 2014			Occ (%)		ADR		RevPAR		Percent Change from YTD 2014			Properties		Rooms	
	2015	2014	2015	2014	2015	2014	Occ	ADR	RevPAR	2015	2014	2015	2014	2015	2014	Occ	ADR	RevPAR	Census	Sample	Census	Sample
Total Europe	62.6	60.7	103.19	97.40	64.58	59.13	3.1	5.9	9.2	58.2	56.4	102.41	96.83	59.63	54.65	3.2	5.8	9.1	59,374	8,480	4,389,089	1,179,566
Countries																						
Austria	53.4	52.0	93.78	90.71	50.04	47.17	2.6	3.4	6.1	52.2	52.0	97.06	93.47	50.66	48.65	0.3	3.8	4.1	1,680	154	101,252	25,105
Belgium	61.8	60.7	104.76	103.31	64.79	62.69	1.9	1.4	3.3	58.1	56.7	102.71	101.25	59.69	57.46	2.4	1.4	3.9	769	117	48,144	18,175
Bulgaria	50.3	50.1	70.58	70.41	35.53	35.25	0.5	0.2	0.8	46.2	45.6	71.34	69.96	32.94	31.90	1.2	2.0	3.3	529	14	60,201	2,603
Croatia	27.5	21.0	58.21	61.27	15.99	12.86	30.9	-5.0	24.3	22.0	19.0	60.67	60.42	13.35	11.46	16.0	0.4	16.5	371	10	49,213	3,243
Czech Republic	46.7	42.4	62.16	62.81	29.04	26.63	10.2	-1.0	9.0	44.6	43.4	64.44	63.08	28.74	27.35	2.9	2.2	5.1	960	88	59,132	15,303
Finland	57.2	55.3	91.85	92.35	52.55	51.12	3.4	-0.5	2.8	53.9	54.1	90.99	91.93	49.01	49.70	-0.4	-1.0	-1.4	347	102	39,022	18,892
France	55.2	55.8	136.48	136.61	75.30	76.24	-1.1	-0.1	-1.2	54.1	54.7	142.14	141.48	76.90	77.32	-1.0	0.5	-0.5	7,811	499	487,270	46,078
Germany	62.9	61.5	98.18	94.80	61.73	58.33	2.2	3.6	5.8	58.5	57.3	97.33	94.44	56.89	54.16	1.9	3.1	5.1	9,594	1,006	588,459	176,709
Greece	55.8	53.0	80.72	80.27	45.01	42.51	5.3	0.6	5.9	50.7	47.7	82.61	80.17	41.90	38.24	6.3	3.0	9.6	1,692	64	142,671	9,313
Hungary	52.3	47.2	60.19	55.23	31.49	26.08	10.8	9.0	20.8	50.0	44.5	61.62	54.86	30.82	24.44	12.3	12.3	26.1	795	70	50,583	13,588
Ireland	65.9	61.3	95.76	83.56	63.12	51.25	7.5	14.6	23.2	60.4	56.0	91.42	81.89	55.19	45.85	7.8	11.6	20.4	866	134	60,976	20,431
Israel	57.1	61.0	137.40	114.52	78.46	69.89	-6.4	20.0	12.3	55.8	58.4	137.97	117.30	76.97	68.45	-4.4	17.6	12.4	367	61	50,562	16,018
Italy	54.1	51.3	106.70	101.92	57.70	52.27	5.4	4.7	10.4	49.8	48.5	105.84	102.71	52.67	49.82	2.6	3.0	5.7	6,532	618	361,777	75,718
Lithuania	47.4	39.8	55.91	49.14	26.50	19.54	19.1	13.8	35.6	45.3	40.4	56.19	50.09	25.48	20.23	12.2	12.2	25.9	147	23	8,252	2,709
Malta	60.7	53.2	76.17	70.62	46.23	37.60	14.0	7.9	23.0	54.1	47.8	79.26	73.29	42.87	35.04	13.1	8.2	22.3	134	13	17,985	3,329
Netherlands	61.1	57.1	98.38	93.63	60.08	53.46	7.0	5.1	12.4	56.5	53.0	95.56	91.87	54.03	48.73	6.6	4.0	10.9	1,980	298	107,621	42,927
Poland	59.3	50.6	56.08	55.61	33.28	28.13	17.3	0.8	18.3	52.9	47.4	54.92	55.29	29.07	26.20	11.7	-0.7	11.0	735	147	61,431	25,749
Portugal	45.0	41.1	66.69	62.93	30.01	25.85	9.5	6.0	16.1	41.8	37.8	67.47	63.96	28.18	24.17	10.5	5.5	16.6	1,360	141	114,003	22,951
Romania	55.1	55.0	68.45	65.81	37.71	36.21	0.1	4.0	4.2	49.9	48.3	67.54	65.10	33.71	31.45	3.3	3.7	7.2	362	32	27,493	5,177
Russia	49.9	54.3	74.15	110.09	36.98	59.74	-8.1	-32.6	-38.1	45.4	46.2	67.31	102.52	30.53	47.36	-1.8	-34.3	-35.5	817	158	112,839	41,453
Slovakia	48.3	44.0	63.21	63.06	30.56	27.76	9.8	0.2	10.1	45.6	42.1	63.63	63.11	29.03	26.55	8.4	0.8	9.3	190	25	12,805	3,508
Spain	62.8	60.9	85.64	88.24	53.81	53.75	3.1	-2.9	0.1	59.4	56.3	85.35	84.00	50.66	47.29	5.4	1.6	7.1	4,630	687	559,907	118,751
Switzerland	59.5	59.0	223.31	200.64	132.87	118.31	0.9	11.3	12.3	56.7	56.9	237.94	211.57	134.83	120.40	-0.4	12.5	12.0	2,372	317	108,158	32,609
Turkey	58.4	58.2	83.31	85.23	48.66	49.57	0.4	-2.3	-1.8	55.2	53.9	84.99	85.57	46.88	46.14	2.3	-0.7	1.6	1,604	188	247,045	37,038
United Kingdom	74.1	72.2	109.85	93.45	81.40	67.46	2.7	17.5	20.7	68.2	65.9	106.56	91.64	72.68	60.43	3.4	16.3	20.3	8,421	3,197	532,999	338,311

STR Global and STR track over 46,000 hotels worldwide. If you need information on additional countries and cities, please contact us on sales@strglobal.com

Legal Notice

STR Global Limited's Hotel Review is a publication of STR Global Limited and is intended solely for use by paid subscribers. Reproduction or distribution of the Hotel Review, in whole or part, without written permission of STR Global Limited is prohibited and subject to legal action. Site licenses are available. Ownership, distribution and use of the Hotel Review and its contents are subject to the terms set forth in the contract you have entered into with STR Global Limited. Source 2015 STR Global Limited

Country Performance (Data in British Pounds)

For the Month of: February 2015



	February 2015 vs February 2014									Year to Date - February 2015 vs February 2014									Participation			
	Occ (%)		ADR		RevPAR		Percent Change from February 2014			Occ (%)		ADR		RevPAR		Percent Change from YTD 2014			Properties		Rooms	
	2015	2014	2015	2014	2015	2014	Occ	ADR	RevPAR	2015	2014	2015	2014	2015	2014	Occ	ADR	RevPAR	Census	Sample	Census	Sample
Total Europe	62.6	60.7	74.98	79.97	46.92	48.55	3.1	-6.2	-3.3	58.2	56.4	75.66	79.64	44.05	44.95	3.2	-5.0	-2.0	59,374	8,480	4,389,089	1,179,566
Countries																						
Austria	53.4	52.0	68.14	74.47	36.36	38.73	2.6	-8.5	-6.1	52.2	52.0	71.81	76.89	37.48	40.02	0.3	-6.6	-6.3	1,680	154	101,252	25,105
Belgium	61.8	60.7	76.12	84.82	47.07	51.47	1.9	-10.3	-8.6	58.1	56.7	75.87	83.27	44.09	47.26	2.4	-8.9	-6.7	769	117	48,144	18,175
Bulgaria	50.3	50.1	51.29	57.81	25.82	28.94	0.5	-11.3	-10.8	46.2	45.6	52.71	57.54	24.33	26.24	1.2	-8.4	-7.2	529	14	60,201	2,603
Croatia	27.5	21.0	42.30	50.30	11.62	10.56	30.9	-15.9	10.0	22.0	19.0	44.73	49.69	9.84	9.42	16.0	-10.0	4.5	371	10	49,213	3,243
Czech Republic	46.7	42.4	45.16	51.57	21.10	21.87	10.2	-12.4	-3.5	44.6	43.4	47.66	51.89	21.26	22.50	2.9	-8.2	-5.5	960	88	59,132	15,303
Finland	57.2	55.3	66.74	75.82	38.18	41.97	3.4	-12.0	-9.0	53.9	54.1	67.23	75.62	36.21	40.88	-0.4	-11.1	-11.4	347	102	39,022	18,892
France	55.2	55.8	99.17	112.16	54.71	62.60	-1.1	-11.6	-12.6	54.1	54.7	105.17	116.38	56.91	63.61	-1.0	-9.6	-10.5	7,811	499	487,270	46,078
Germany	62.9	61.5	71.34	77.83	44.85	47.89	2.2	-8.3	-6.3	58.5	57.3	71.90	77.67	42.03	44.54	1.9	-7.4	-5.6	9,594	1,006	588,459	176,709
Greece	55.8	53.0	58.65	65.91	32.70	34.90	5.3	-11.0	-6.3	50.7	47.7	61.04	65.93	30.96	31.45	6.3	-7.4	-1.6	1,692	64	142,671	9,313
Hungary	52.3	47.2	43.73	45.35	22.88	21.41	10.8	-3.6	6.9	50.0	44.5	45.57	45.12	22.79	20.10	12.3	1.0	13.4	795	70	50,583	13,588
Ireland	65.9	61.3	69.58	68.61	45.86	42.08	7.5	1.4	9.0	60.4	56.0	67.47	67.35	40.73	37.71	7.8	0.2	8.0	866	134	60,976	20,431
Israel	57.1	61.0	99.83	94.02	57.01	57.39	-6.4	6.2	-0.7	55.8	58.4	102.03	96.48	56.92	56.31	-4.4	5.7	1.1	367	61	50,562	16,018
Italy	54.1	51.3	77.53	83.68	41.92	42.92	5.4	-7.4	-2.3	49.8	48.5	78.17	84.48	38.90	40.98	2.6	-7.5	-5.1	6,532	618	361,777	75,718
Lithuania	47.4	39.8	40.62	40.34	19.25	16.05	19.1	0.7	20.0	45.3	40.4	41.54	41.21	18.83	16.64	12.2	0.8	13.2	147	23	8,252	2,709
Malta	60.7	53.2	55.34	57.98	33.59	30.87	14.0	-4.6	8.8	54.1	47.8	58.56	60.28	31.67	28.82	13.1	-2.9	9.9	134	13	17,985	3,329
Netherlands	61.1	57.1	71.48	76.87	43.65	43.89	7.0	-7.0	-0.5	56.5	53.0	70.56	75.56	39.89	40.08	6.6	-6.6	-0.5	1,980	298	107,621	42,927
Poland	59.3	50.6	40.75	45.66	24.18	23.10	17.3	-10.8	4.7	52.9	47.4	40.53	45.47	21.45	21.55	11.7	-10.9	-0.4	735	147	61,431	25,749
Portugal	45.0	41.1	48.46	51.67	21.80	21.23	9.5	-6.2	2.7	41.8	37.8	49.86	52.60	20.82	19.88	10.5	-5.2	4.8	1,360	141	114,003	22,951
Romania	55.1	55.0	49.73	54.04	27.40	29.73	0.1	-8.0	-7.8	49.9	48.3	49.86	53.54	24.89	25.86	3.3	-6.9	-3.8	362	32	27,493	5,177
Russia	49.9	54.3	53.88	90.39	26.87	49.05	-8.1	-40.4	-45.2	45.4	46.2	49.62	84.30	22.51	38.94	-1.8	-41.1	-42.2	817	158	112,839	41,453
Slovakia	48.3	44.0	45.93	51.78	22.21	22.79	9.8	-11.3	-2.6	45.6	42.1	47.03	51.91	21.46	21.84	8.4	-9.4	-1.7	190	25	12,805	3,508
Spain	62.8	60.9	62.22	72.45	39.09	44.13	3.1	-14.1	-11.4	59.4	56.3	63.07	69.08	37.43	38.89	5.4	-8.7	-3.7	4,630	687	559,907	118,751
Switzerland	59.5	59.0	162.26	164.73	96.54	97.13	0.9	-1.5	-0.6	56.7	56.9	176.05	174.04	99.76	99.04	-0.4	1.2	0.7	2,372	317	108,158	32,609
Turkey	58.4	58.2	60.53	69.98	35.35	40.70	0.4	-13.5	-13.1	55.2	53.9	62.83	70.38	34.66	37.95	2.3	-10.7	-8.7	1,604	188	247,045	37,038
United Kingdom	74.1	72.2	79.81	76.73	59.15	55.39	2.7	4.0	6.8	68.2	65.9	78.67	75.37	53.66	49.70	3.4	4.4	8.0	8,421	3,197	532,999	338,311

STR Global and STR track over 46,000 hotels worldwide. If you need information on additional countries and cities, please contact us on sales@strglobal.com

Legal Notice

STR Global Limited's Hotel Review is a publication of STR Global Limited and is intended solely for use by paid subscribers. Reproduction or distribution of the Hotel Review, in whole or part, without written permission of STR Global Limited is prohibited and subject to legal action. Site licenses are available. Ownership, distribution and use of the Hotel Review and its contents are subject to the terms set forth in the contract you have entered into with STR Global Limited. Source 2015 STR Global Limited

Country Performance (Data in US Dollars)

For the Month of: February 2015



	February 2015 vs February 2014									Year to Date - February 2015 vs February 2014									Participation			
	Occ (%)		ADR		RevPAR		Percent Change from February 2014			Occ (%)		ADR		RevPAR		Percent Change from YTD 2014			Properties		Rooms	
	2015	2014	2015	2014	2015	2014	Occ	ADR	RevPAR	2015	2014	2015	2014	2015	2014	Occ	ADR	RevPAR	Census	Sample	Census	Sample
Total Europe	62.6	60.7	115.67	133.26	72.39	80.90	3.1	-13.2	-10.5	58.2	56.4	115.35	132.14	67.17	74.58	3.2	-12.7	-9.9	59,374	8,480	4,389,089	1,179,566
Countries																						
Austria	53.4	52.0	105.11	124.10	56.09	64.54	2.6	-15.3	-13.1	52.2	52.0	109.37	127.53	57.08	66.38	0.3	-14.2	-14.0	1,680	154	101,252	25,105
Belgium	61.8	60.7	117.43	141.35	72.62	85.78	1.9	-16.9	-15.3	58.1	56.7	115.68	138.18	67.22	78.41	2.4	-16.3	-14.3	769	117	48,144	18,175
Bulgaria	50.3	50.1	79.12	96.33	39.83	48.23	0.5	-17.9	-17.4	46.2	45.6	80.35	95.48	37.10	43.54	1.2	-15.8	-14.8	529	14	60,201	2,603
Croatia	27.5	21.0	65.25	83.82	17.92	17.59	30.9	-22.2	1.9	22.0	19.0	68.29	82.47	15.02	15.64	16.0	-17.2	-3.9	371	10	49,213	3,243
Czech Republic	46.7	42.4	69.67	85.93	32.55	36.44	10.2	-18.9	-10.7	44.6	43.4	72.61	86.06	32.39	37.31	2.9	-15.6	-13.2	960	88	59,132	15,303
Finland	57.2	55.3	102.96	126.35	58.90	69.93	3.4	-18.5	-15.8	53.9	54.1	102.49	125.45	55.20	67.82	-0.4	-18.3	-18.6	347	102	39,022	18,892
France	55.2	55.8	152.99	186.90	84.40	104.31	-1.1	-18.1	-19.1	54.1	54.7	160.17	193.03	86.66	105.50	-1.0	-17.0	-17.9	7,811	499	487,270	46,078
Germany	62.9	61.5	110.05	129.70	69.19	79.81	2.2	-15.2	-13.3	58.5	57.3	109.62	128.88	64.08	73.91	1.9	-14.9	-13.3	9,594	1,006	588,459	176,709
Greece	55.8	53.0	90.48	109.82	50.45	58.16	5.3	-17.6	-13.3	50.7	47.7	93.05	109.42	47.20	52.19	6.3	-15.0	-9.6	1,692	64	142,671	9,313
Hungary	52.3	47.2	67.47	75.56	35.30	35.68	10.8	-10.7	-1.1	50.0	44.5	69.42	74.86	34.72	33.35	12.3	-7.3	4.1	795	70	50,583	13,588
Ireland	65.9	61.3	107.34	114.33	70.75	70.12	7.5	-6.1	0.9	60.4	56.0	102.93	111.76	62.15	62.58	7.8	-7.9	-0.7	866	134	60,976	20,431
Israel	57.1	61.0	154.01	156.68	87.95	95.63	-6.4	-1.7	-8.0	55.8	58.4	155.45	160.05	86.71	93.40	-4.4	-2.9	-7.2	367	61	50,562	16,018
Italy	54.1	51.3	119.60	139.44	64.67	71.52	5.4	-14.2	-9.6	49.8	48.5	119.20	140.16	59.32	67.99	2.6	-15.0	-12.7	6,532	618	361,777	75,718
Lithuania	47.4	39.8	62.67	67.23	29.70	26.74	19.1	-6.8	11.1	45.3	40.4	63.31	68.34	28.70	27.60	12.2	-7.4	4.0	147	23	8,252	2,709
Malta	60.7	53.2	85.38	96.62	51.82	51.44	14.0	-11.6	0.7	54.1	47.8	89.28	100.01	48.28	47.82	13.1	-10.7	1.0	134	13	17,985	3,329
Netherlands	61.1	57.1	110.28	128.10	67.34	73.14	7.0	-13.9	-7.9	56.5	53.0	107.61	125.38	60.85	66.51	6.6	-14.2	-8.5	1,980	298	107,621	42,927
Poland	59.3	50.6	62.86	76.08	37.30	38.49	17.3	-17.4	-3.1	52.9	47.4	61.83	75.45	32.73	35.75	11.7	-18.0	-8.5	735	147	61,431	25,749
Portugal	45.0	41.1	74.76	86.10	33.64	35.37	9.5	-13.2	-4.9	41.8	37.8	76.00	87.28	31.74	32.98	10.5	-12.9	-3.8	1,360	141	114,003	22,951
Romania	55.1	55.0	76.72	90.05	42.27	49.54	0.1	-14.8	-14.7	49.9	48.3	76.05	88.86	37.96	42.92	3.3	-14.4	-11.6	362	32	27,493	5,177
Russia	49.9	54.3	83.12	150.62	41.45	81.74	-8.1	-44.8	-49.3	45.4	46.2	75.77	139.98	34.37	64.66	-1.8	-45.9	-46.9	817	158	112,839	41,453
Slovakia	48.3	44.0	70.86	86.28	34.26	37.98	9.8	-17.9	-9.8	45.6	42.1	71.68	86.12	32.71	36.23	8.4	-16.8	-9.7	190	25	12,805	3,508
Spain	62.8	60.9	95.99	120.73	60.31	73.54	3.1	-20.5	-18.0	59.4	56.3	96.14	114.66	57.06	64.54	5.4	-16.2	-11.6	4,630	687	559,907	118,751
Switzerland	59.5	59.0	250.31	274.51	148.93	161.86	0.9	-8.8	-8.0	56.7	56.9	268.12	288.67	151.93	164.27	-0.4	-7.1	-7.5	2,372	317	108,158	32,609
Turkey	58.4	58.2	93.38	116.61	54.54	67.82	0.4	-19.9	-19.6	55.2	53.9	95.74	116.77	52.81	62.96	2.3	-18.0	-16.1	1,604	188	247,045	37,038
United Kingdom	74.1	72.2	123.13	127.86	91.25	92.29	2.7	-3.7	-1.1	68.2	65.9	120.00	125.07	81.85	82.48	3.4	-4.1	-0.8	8,421	3,197	532,999	338,311

STR Global and STR track over 46,000 hotels worldwide. If you need information on additional countries and cities, please contact us on sales@strglobal.com

Legal Notice

STR Global Limited's Hotel Review is a publication of STR Global Limited and is intended solely for use by paid subscribers. Reproduction or distribution of the Hotel Review, in whole or part, without written permission of STR Global Limited is prohibited and subject to legal action. Site licenses are available. Ownership, distribution and use of the Hotel Review and its contents are subject to the terms set forth in the contract you have entered into with STR Global Limited. Source 2015 STR Global Limited

Market Performance (Data in Local Currency)

For the Month of: February 2015



Markets	February 2015 vs February 2014									February 2015		Year to Date - February 2015 vs February 2014									Participation			
	Occ (%)		ADR		RevPAR		Percent Change from February 2014			Currency ISO Code	Exchange Rate to USD	Occ (%)		ADR		RevPAR		Percent Change from YTD 2014			Properties		Rooms	
	2015	2014	2015	2014	2015	2014	Occ	ADR	RevPAR			2015	2014	2015	2014	2015	2014	Occ	ADR	RevPAR	Occ	Sample	Census	Sample
Amsterdam	69.8	65.1	113.36	106.28	79.17	69.14	7.4	6.7	14.5	EUR	0.89213	64.7	60.0	107.97	101.82	69.91	61.08	7.9	6.0	14.5	352	105	31,456	20,981
Athens	55.4	51.4	88.63	88.55	49.11	45.53	7.8	0.1	7.9	EUR	0.89213	51.3	46.4	90.52	88.55	46.45	41.09	10.6	2.2	13.1	210	37	18,610	6,350
Barcelona	59.3	62.5	98.79	140.33	58.54	87.77	-5.3	-29.6	-33.3	EUR	0.89213	54.6	54.2	96.51	118.48	52.65	64.24	0.6	-18.5	-18.0	526	119	49,070	18,658
Berlin	64.7	62.6	94.11	94.57	60.91	59.25	3.3	-0.5	2.8	EUR	0.89213	60.5	58.4	88.82	89.66	53.71	52.33	3.6	-0.9	2.6	638	177	64,607	35,858
Bratislava	47.1	43.4	60.10	61.25	28.32	26.57	8.7	-1.9	6.6	EUR	0.89213	44.5	41.6	59.18	60.13	26.36	25.02	7.0	-1.6	5.3	74	21	5,586	3,004
Brussels	60.8	59.9	114.10	114.95	69.41	68.88	1.5	-0.7	0.8	EUR	0.89213	57.5	56.1	111.66	112.18	64.20	62.96	2.5	-0.5	2.0	211	62	21,192	11,939
Bucharest	56.0	55.8	322.61	322.95	180.58	180.21	0.3	-0.1	0.2	RON	3.95585	50.9	49.3	318.93	318.75	162.37	157.02	3.3	0.1	3.4	105	23	9,137	4,175
Budapest	52.2	46.2	19337.83	18336.96	10084.98	8474.27	12.8	5.5	19.0	HUF	270.288	49.9	43.7	19898.58	18117.67	9923.57	7925.21	14.0	9.8	25.2	254	57	22,067	11,503
Copenhagen	64.8	57.1	816.78	840.93	529.22	480.58	13.4	-2.9	10.1	DKK	6.65827	62.8	56.9	817.72	824.58	513.84	468.94	10.5	-0.8	9.6	121	20	17,196	4,521
Dublin	69.0	63.8	99.50	85.76	68.65	54.71	8.1	16.0	25.5	EUR	0.89213	64.2	59.1	93.78	83.53	60.23	49.35	8.7	12.3	22.1	203	83	20,910	14,670
Edinburgh	70.7	69.7	69.72	68.40	49.28	47.66	1.5	1.9	3.4	GBP	0.64821	63.9	63.2	66.42	64.82	42.41	40.94	1.1	2.5	3.6	174	98	12,458	10,478
Frankfurt	72.5	71.1	139.23	133.40	100.99	94.88	2.0	4.4	6.4	EUR	0.89213	65.6	66.7	136.41	133.97	89.51	89.34	-1.6	1.8	0.2	134	48	16,724	9,803
Geneva	61.5	62.5	239.90	243.30	147.45	152.14	-1.7	-1.4	-3.1	CHF	0.95086	60.2	60.6	274.14	280.39	164.98	169.81	-0.6	-2.2	-2.8	99	36	9,394	5,665
Helsinki	59.6	57.9	98.14	97.53	58.46	56.49	2.9	0.6	3.5	EUR	0.89213	58.0	58.7	96.66	97.17	56.03	57.06	-1.3	-0.5	-1.8	76	52	12,224	10,507
Istanbul	61.0	60.8	284.54	329.50	173.46	200.39	0.2	-13.6	-13.4	TRY	2.50908	58.0	57.3	285.62	332.10	165.79	190.27	1.3	-14.0	-12.9	454	102	46,720	21,366
Lisbon	53.1	48.5	78.98	76.57	41.96	37.15	9.5	3.1	12.9	EUR	0.89213	51.4	45.4	79.16	76.07	40.68	34.56	13.1	4.1	17.7	175	46	18,813	7,876
London	77.4	77.1	127.16	125.39	98.44	96.71	0.4	1.4	1.8	GBP	0.64821	73.4	72.6	125.15	122.50	91.83	88.89	1.1	2.2	3.3	1,331	574	123,222	85,687
Madrid	61.2	60.7	84.12	80.30	51.50	48.71	0.9	4.7	5.7	EUR	0.89213	58.5	55.7	83.58	79.74	48.88	44.44	4.9	4.8	10.0	396	152	48,615	23,499
Manchester	81.8	77.5	72.46	65.53	59.26	50.79	5.5	10.6	16.7	GBP	0.64821	74.6	70.4	69.44	63.14	51.79	44.45	5.9	10.0	16.5	126	83	14,748	12,006
Milan	63.4	61.0	141.46	126.37	89.75	77.15	3.9	11.9	16.3	EUR	0.89213	59.6	60.0	134.73	125.54	80.28	75.27	-0.6	7.3	6.7	429	122	33,398	18,470
Moscow	58.2	61.7	6225.77	6233.82	3625.65	3847.79	-5.7	-0.1	-5.8	RUB	61.5146	51.3	53.4	5864.04	5855.40	3011.12	3123.95	-3.8	0.1	-3.6	183	64	37,554	18,430
Paris	63.7	67.0	211.32	206.56	134.58	138.48	-5.0	2.3	-2.8	EUR	0.89213	64.6	68.8	220.46	213.52	142.49	146.90	-6.1	3.2	-3.0	1,070	131	68,722	14,457
Prague	47.2	42.2	1734.97	1751.92	819.14	738.95	11.9	-1.0	10.9	CZK	24.542	45.3	43.8	1817.65	1774.84	822.57	776.64	3.4	2.4	5.9	481	73	33,499	13,064
Rome	53.2	51.4	116.30	117.65	61.82	60.45	3.4	-1.1	2.3	EUR	0.89213	48.6	48.1	117.70	119.85	57.22	57.59	1.2	-1.8	-0.6	521	86	41,365	14,671
Saint Petersburg	41.8	43.0	3733.50	3361.85	1562.10	1447.17	-2.8	11.1	7.9	RUB	61.5146	42.5	41.2	3509.96	3136.61	1490.43	1292.37	3.1	11.9	15.3	146	31	17,901	9,464
Sofia	49.2	48.4	130.48	128.18	64.20	62.04	1.7	1.8	3.5	BGN	1.74488	44.5	44.0	127.97	125.30	56.99	55.19	1.1	2.1	3.3	86	11	7,264	2,198
Tel Aviv	61.5	64.0	829.05	727.57	509.78	465.32	-3.9	13.9	9.6	ILS	3.97254	59.4	63.2	817.46	721.08	485.21	455.91	-6.1	13.4	6.4	68	19	9,240	4,672
Vienna	50.4	49.0	85.91	86.06	43.31	42.20	2.8	-0.2	2.6	EUR	0.89213	49.1	49.7	88.66	88.16	43.54	43.80	-1.2	0.6	-0.6	391	102	32,208	18,247
Vilnius	49.4	40.7	56.86	49.89	28.10	20.29	21.5	14.0	38.5	LTL	0.89213	47.3	42.0	57.11	51.00	27.00	21.41	12.6	12.0	26.1	63	20	4,392	2,345
Warsaw	69.1	58.8	261.80	258.70	180.91	152.10	17.5	1.2	18.9	PLN	3.70213	61.3	56.3	254.54	258.39	156.02	145.56	8.8	-1.5	7.2	91	42	14,605	10,008
Zurich	63.6	64.4	234.22	234.78	148.86	151.19	-1.3	-0.2	-1.5	CHF	0.95086	62.2	61.5	239.76	242.65	149.02	149.27	1.0	-1.2	-0.2	109	55	8,371	5,907

STR Global and STR track over 46,000 hotels worldwide. If you need information on additional countries and cities, please contact us on sales@strglobal.com

Legal Notice

STR Global Limited's Hotel Review is a publication of STR Global Limited and is intended solely for use by paid subscribers. Reproduction or distribution of the Hotel Review, in whole or part, without written permission of STR Global Limited is prohibited and subject to legal action. Site licenses are available. Ownership, distribution and use of the Hotel Review and its contents are subject to the terms set forth in the contract you have entered into with STR Global Limited
Source 2015 STR Global Limited

Market Performance (Data in Euros)

For the Month of: February 2015



	February 2015 vs February 2014									Year to Date - February 2015 vs February 2014									Participation			
	Occ (%)		ADR		RevPAR		Percent Change from February 2014			Occ (%)		ADR		RevPAR		Percent Change from YTD 2014			Properties		Rooms	
	2015	2014	2015	2014	2015	2014	Occ	ADR	RevPAR	2015	2014	2015	2014	2015	2014	Occ	ADR	RevPAR	Census	Sample	Census	Sample
Total Europe	62.6	60.7	103.19	97.40	64.58	59.13	3.1	5.9	9.2	58.2	56.4	102.41	96.83	59.63	54.65	3.2	5.8	9.1	59,374	8,480	4,389,089	1,179,566
Markets																						
Amsterdam	69.8	65.1	113.36	106.28	79.17	69.14	7.4	6.7	14.5	64.7	60.0	107.97	101.82	69.91	61.08	7.9	6.0	14.5	352	105	31,456	20,981
Athens	55.4	51.4	88.63	88.55	49.11	45.53	7.8	0.1	7.9	51.3	46.4	90.52	88.55	46.45	41.09	10.6	2.2	13.1	210	37	18,610	6,350
Barcelona	59.3	62.5	98.79	140.33	58.54	87.77	-5.3	-29.6	-33.3	54.6	54.2	96.51	118.48	52.65	64.24	0.6	-18.5	-18.0	526	119	49,070	18,658
Berlin	64.7	62.6	94.11	94.57	60.91	59.25	3.3	-0.5	2.8	60.5	58.4	88.82	89.66	53.71	52.33	3.6	-0.9	2.6	638	177	64,607	35,858
Bratislava	47.1	43.4	60.10	61.25	28.32	26.57	8.7	-1.9	6.6	44.5	41.6	59.18	60.13	26.36	25.02	7.0	-1.6	5.3	74	21	5,586	3,004
Brussels	60.8	59.9	114.10	114.95	69.41	68.88	1.5	-0.7	0.8	57.5	56.1	111.66	112.18	64.20	62.96	2.5	-0.5	2.0	211	62	21,192	11,939
Bucharest	56.0	55.8	72.76	71.63	40.72	39.97	0.3	1.6	1.9	50.9	49.3	71.86	70.59	36.59	34.77	3.3	1.8	5.2	105	23	9,137	4,175
Budapest	52.2	46.2	63.83	59.01	33.29	27.27	12.8	8.2	22.1	49.9	43.7	64.76	58.36	32.30	25.53	14.0	11.0	26.5	254	57	22,067	11,503
Copenhagen	64.8	57.1	109.44	112.69	70.91	64.40	13.4	-2.9	10.1	62.8	56.9	109.71	110.47	68.94	62.83	10.5	-0.7	9.7	121	20	17,196	4,521
Dublin	69.0	63.8	99.50	85.76	68.65	54.71	8.1	16.0	25.5	64.2	59.1	93.78	83.53	60.23	49.35	8.7	12.3	22.1	203	83	20,910	14,670
Edinburgh	70.7	69.7	95.95	83.31	67.83	58.04	1.5	15.2	16.9	63.9	63.2	90.05	78.82	57.50	49.79	1.1	14.2	15.5	174	98	12,458	10,478
Frankfurt	72.5	71.1	139.23	133.40	100.99	94.88	2.0	4.4	6.4	65.6	66.7	136.41	133.97	89.51	89.34	-1.6	1.8	0.2	134	48	16,724	9,803
Geneva	61.5	62.5	225.08	199.79	138.34	124.93	-1.7	12.7	10.7	60.2	60.6	260.18	229.63	156.58	139.06	-0.6	13.3	12.6	99	36	9,394	5,665
Helsinki	59.6	57.9	98.14	97.53	58.46	56.49	2.9	0.6	3.5	58.0	58.7	96.66	97.17	56.03	57.06	-1.3	-0.5	-1.8	76	52	12,224	10,507
Istanbul	61.0	60.8	101.17	107.99	61.68	65.68	0.2	-6.3	-6.1	58.0	57.3	102.77	108.25	59.66	62.02	1.3	-5.1	-3.8	454	102	46,720	21,366
Lisbon	53.1	48.5	78.98	76.57	41.96	37.15	9.5	3.1	12.9	51.4	45.4	79.16	76.07	40.68	34.56	13.1	4.1	17.7	175	46	18,813	7,876
London	77.4	77.1	175.01	152.72	135.49	117.79	0.4	14.6	15.0	73.4	72.6	169.43	148.95	124.32	108.08	1.1	13.8	15.0	1,331	574	123,222	85,687
Madrid	61.2	60.7	84.12	80.30	51.50	48.71	0.9	4.7	5.7	58.5	55.7	83.58	79.74	48.88	44.44	4.9	4.8	10.0	396	152	48,615	23,499
Manchester	81.8	77.5	99.72	79.81	81.56	61.86	5.5	24.9	31.8	74.6	70.4	94.13	76.78	70.20	54.05	5.9	22.6	29.9	126	83	14,748	12,006
Milan	63.4	61.0	141.46	126.37	89.75	77.15	3.9	11.9	16.3	59.6	60.0	134.73	125.54	80.28	75.27	-0.6	7.3	6.7	429	122	33,398	18,470
Moscow	58.2	61.7	90.29	126.17	52.58	77.88	-5.7	-28.4	-32.5	51.3	53.4	80.35	120.11	41.26	64.08	-3.8	-33.1	-35.6	183	64	37,554	18,430
Paris	63.7	67.0	211.32	206.56	134.58	138.48	-5.0	2.3	-2.8	64.6	68.8	220.46	213.52	142.49	146.90	-6.1	3.2	-3.0	1,070	131	68,722	14,457
Prague	47.2	42.2	63.07	64.06	29.78	27.02	11.9	-1.6	10.2	45.3	43.8	65.72	64.59	29.74	28.26	3.4	1.7	5.2	481	73	33,499	13,064
Rome	53.2	51.4	116.30	117.65	61.82	60.45	3.4	-1.1	2.3	48.6	48.1	117.70	119.85	57.22	57.59	1.2	-1.8	-0.6	521	86	41,365	14,671
Saint Petersburg	41.8	43.0	54.15	68.04	22.65	29.29	-2.8	-20.4	-22.7	42.5	41.2	47.61	64.45	20.22	26.56	3.1	-26.1	-23.9	146	31	17,901	9,464
Sofia	49.2	48.4	66.71	65.89	32.82	31.89	1.7	1.2	2.9	44.5	44.0	65.37	64.07	29.11	28.22	1.1	2.0	3.2	86	11	7,264	2,198
Tel Aviv	61.5	64.0	186.18	151.14	114.48	96.66	-3.9	23.2	18.4	59.4	63.2	183.51	150.72	108.93	95.30	-6.1	21.8	14.3	68	19	9,240	4,672
Vienna	50.4	49.0	85.91	86.06	43.31	42.20	2.8	-0.2	2.6	49.1	49.7	88.66	88.16	43.54	43.80	-1.2	0.6	-0.6	391	102	32,208	18,247
Vilnius	49.4	40.7	56.86	49.89	28.10	20.29	21.5	14.0	38.5	47.3	42.0	57.11	51.00	27.00	21.41	12.6	12.0	26.1	63	20	4,392	2,345
Warsaw	69.1	58.8	63.09	61.92	43.59	36.41	17.5	1.9	19.7	61.3	56.3	60.96	61.45	37.37	34.62	8.8	-0.8	8.0	91	42	14,605	10,008
Zurich	63.6	64.4	219.75	192.79	139.66	124.15	-1.3	14.0	12.5	62.2	61.5	227.33	198.77	141.30	122.28	1.0	14.4	15.6	109	55	8,371	5,907

STR Global and STR track over 46,000 hotels worldwide. If you need information on additional countries and cities, please contact us on sales@strglobal.com

Legal Notice

STR Global Limited's Hotel Review is a publication of STR Global Limited and is intended solely for use by paid subscribers. Reproduction or distribution of the Hotel Review, in whole or part, without written permission of STR Global Limited is prohibited and subject to legal action.

Site licenses are available. Ownership, distribution and use of the Hotel Review and its contents are subject to the terms set forth in the contract you have entered into with STR Global Limited

Source 2015 STR Global Limited

Market Performance (Data in British Pounds)

For the Month of: February 2015



	February 2015 vs February 2014									Year to Date - February 2015 vs February 2014									Participation																																																																																																																																																																																																																																																																																																																																																																																																																																																																																																																																																																																																																																																																																																																																												
	Occ (%)		ADR		RevPAR		Percent Change from February 2014			Occ (%)		ADR		RevPAR		Percent Change from YTD 2014			Properties		Rooms																																																																																																																																																																																																																																																																																																																																																																																																																																																																																																																																																																																																																																																																																																																																										
	2015	2014	2015	2014	2015	2014	Occ	ADR	RevPAR	2015	2014	2015	2014	2015	2014	Occ	ADR	RevPAR	Census	Sample	Census	Sample																																																																																																																																																																																																																																																																																																																																																																																																																																																																																																																																																																																																																																																																																																																																									
Total Europe	62.6	60.7	74.98	79.97	46.92	48.55	3.1	-6.2	-3.3	58.2	56.4	75.66	79.64	44.05	44.95	3.2	-5.0	-2.0	59,374	8,480	4,389,089	1,179,566																																																																																																																																																																																																																																																																																																																																																																																																																																																																																																																																																																																																																																																																																																																																									
Markets																							Amsterdam	69.8	65.1	82.36	87.26	57.53	56.76	7.4	-5.6	1.3	64.7	60.0	79.70	83.74	51.60	50.23	7.9	-4.8	2.7	352	105	31,456	20,981	Athens	55.4	51.4	64.40	72.70	35.68	37.39	7.8	-11.4	-4.6	51.3	46.4	66.90	72.83	34.33	33.80	10.6	-8.1	1.6	210	37	18,610	6,350	Barcelona	59.3	62.5	71.78	115.21	42.53	72.06	-5.3	-37.7	-41.0	54.6	54.2	71.26	97.40	38.88	52.81	0.6	-26.8	-26.4	526	119	49,070	18,658	Berlin	64.7	62.6	68.38	77.65	44.26	48.65	3.3	-11.9	-9.0	60.5	58.4	65.56	73.74	39.64	43.04	3.6	-11.1	-7.9	638	177	64,607	35,858	Bratislava	47.1	43.4	43.67	50.29	20.58	21.81	8.7	-13.2	-5.7	44.5	41.6	43.73	49.45	19.47	20.58	7.0	-11.6	-5.4	74	21	5,586	3,004	Brussels	60.8	59.9	82.91	94.38	50.43	56.56	1.5	-12.2	-10.8	57.5	56.1	82.49	92.27	47.43	51.78	2.5	-10.6	-8.4	211	62	21,192	11,939	Bucharest	56.0	55.8	52.86	58.81	29.59	32.81	0.3	-10.1	-9.8	50.9	49.3	53.06	58.05	27.01	28.60	3.3	-8.6	-5.5	105	23	9,137	4,175	Budapest	52.2	46.2	46.38	48.45	24.19	22.39	12.8	-4.3	8.0	49.9	43.7	47.88	48.00	23.88	21.00	14.0	-0.3	13.7	254	57	22,067	11,503	Copenhagen	64.8	57.1	79.52	92.52	51.52	52.87	13.4	-14.1	-2.6	62.8	56.9	81.13	90.87	50.98	51.68	10.5	-10.7	-1.4	121	20	17,196	4,521	Dublin	69.0	63.8	72.30	70.41	49.88	44.92	8.1	2.7	11.0	64.2	59.1	69.22	68.70	44.45	40.58	8.7	0.8	9.5	203	83	20,910	14,670	Edinburgh	70.7	69.7	69.72	68.40	49.28	47.66	1.5	1.9	3.4	63.9	63.2	66.42	64.82	42.41	40.94	1.1	2.5	3.6	174	98	12,458	10,478	Frankfurt	72.5	71.1	101.16	109.53	73.38	77.90	2.0	-7.6	-5.8	65.6	66.7	100.70	110.19	66.07	73.48	-1.6	-8.6	-10.1	134	48	16,724	9,803	Geneva	61.5	62.5	163.54	164.03	100.52	102.57	-1.7	-0.3	-2.0	60.2	60.6	192.82	188.93	116.05	114.41	-0.6	2.1	1.4	99	36	9,394	5,665	Helsinki	59.6	57.9	71.30	80.07	42.48	46.38	2.9	-11.0	-8.4	58.0	58.7	71.46	79.93	41.42	46.94	-1.3	-10.6	-11.8	76	52	12,224	10,507	Istanbul	61.0	60.8	73.51	88.67	44.81	53.92	0.2	-17.1	-16.9	58.0	57.3	75.98	89.04	44.11	51.01	1.3	-14.7	-13.5	454	102	46,720	21,366	Lisbon	53.1	48.5	57.39	62.87	30.49	30.50	9.5	-8.7	0.0	51.4	45.4	58.53	62.57	30.08	28.42	13.1	-6.5	5.8	175	46	18,813	7,876	London	77.4	77.1	127.16	125.39	98.44	96.71	0.4	1.4	1.8	73.4	72.6	125.15	122.50	91.83	88.89	1.1	2.2	3.3	1,331	574	123,222	85,687	Madrid	61.2	60.7	61.12	65.93	37.42	39.99	0.9	-7.3	-6.4	58.5	55.7	61.78	65.58	36.12	36.55	4.9	-5.8	-1.2	396	152	48,615	23,499	Manchester	81.8	77.5	72.46	65.53	59.26	50.79	5.5	10.6	16.7	74.6	70.4	69.44	63.14	51.79	44.45	5.9	10.0	16.5	126	83	14,748	12,006	Milan	63.4	61.0	102.78	103.76	65.21	63.34	3.9	-0.9	3.0	59.6	60.0	99.47	103.26	59.27	61.91	-0.6	-3.7	-4.3	429	122	33,398	18,470	Moscow	58.2	61.7	65.60	103.59	38.21	63.94	-5.7	-36.7	-40.2	51.3	53.4	59.17	98.77	30.39	52.69	-3.8	-40.1	-42.3	183	64	37,554	18,430	Paris	63.7	67.0	153.54	169.59	97.79	113.70	-5.0	-9.5	-14.0	64.6	68.8	163.22	175.66	105.49	120.85	-6.1	-7.1	-12.7	1,070	131	68,722	14,457	Prague	47.2	42.2	45.82	52.60	21.64	22.19	11.9	-12.9	-2.5	45.3	43.8	48.61	53.14	22.00	23.25	3.4	-8.5	-5.4	481	73	33,499	13,064	Rome	53.2	51.4	84.50	96.59	44.92	49.63	3.4	-12.5	-9.5	48.6	48.1	86.96	98.58	42.27	47.37	1.2	-11.8	-10.8	521	86	41,365	14,671	Saint Petersburg	41.8	43.0	39.34	55.87	16.46	24.05	-2.8	-29.6	-31.6	42.5	41.2	35.15	53.01	14.93	21.84	3.1	-33.7	-31.7	146	31	17,901	9,464	Sofia	49.2	48.4	48.47	54.10	23.85	26.18	1.7	-10.4	-8.9	44.5	44.0	48.26	52.69	21.49	23.21	1.1	-8.4	-7.4	86	11	7,264	2,198	Tel Aviv	61.5	64.0	135.28	124.09	83.18	79.36	-3.9	9.0	4.8	59.4	63.2	135.64	123.98	80.51	78.39	-6.1	9.4	2.7	68	19	9,240	4,672	Vienna	50.4	49.0	62.42	70.66	31.47	34.65	2.8	-11.7	-9.2	49.1	49.7	65.60	72.52	32.21	36.03	-1.2	-9.6	-10.6	391	102	32,208	18,247	Vilnius	49.4	40.7	41.31	40.96	20.42	16.66	21.5	0.9	22.5	47.3	42.0	42.22	41.95	19.96	17.61	12.6	0.6	13.3	63	20	4,392	2,345	Warsaw	69.1	58.8	45.84	50.84	31.67	29.89	17.5	-9.8	6.0	61.3	56.3	44.98	50.54	27.57	28.47	8.8	-11.0	-3.2	91	42	14,605	10,008	Zurich	63.6	64.4	159.67	158.29	101.48	101.93	-1.3	0.9	-0.4	62.2	61.5	168.20	163.50	104.54	100.58	1.0	2.9	3.9	109	55	8,371	5,907
Amsterdam	69.8	65.1	82.36	87.26	57.53	56.76	7.4	-5.6	1.3	64.7	60.0	79.70	83.74	51.60	50.23	7.9	-4.8	2.7	352	105	31,456	20,981																																																																																																																																																																																																																																																																																																																																																																																																																																																																																																																																																																																																																																																																																																																																									
Athens	55.4	51.4	64.40	72.70	35.68	37.39	7.8	-11.4	-4.6	51.3	46.4	66.90	72.83	34.33	33.80	10.6	-8.1	1.6	210	37	18,610	6,350																																																																																																																																																																																																																																																																																																																																																																																																																																																																																																																																																																																																																																																																																																																																									
Barcelona	59.3	62.5	71.78	115.21	42.53	72.06	-5.3	-37.7	-41.0	54.6	54.2	71.26	97.40	38.88	52.81	0.6	-26.8	-26.4	526	119	49,070	18,658																																																																																																																																																																																																																																																																																																																																																																																																																																																																																																																																																																																																																																																																																																																																									
Berlin	64.7	62.6	68.38	77.65	44.26	48.65	3.3	-11.9	-9.0	60.5	58.4	65.56	73.74	39.64	43.04	3.6	-11.1	-7.9	638	177	64,607	35,858																																																																																																																																																																																																																																																																																																																																																																																																																																																																																																																																																																																																																																																																																																																																									
Bratislava	47.1	43.4	43.67	50.29	20.58	21.81	8.7	-13.2	-5.7	44.5	41.6	43.73	49.45	19.47	20.58	7.0	-11.6	-5.4	74	21	5,586	3,004																																																																																																																																																																																																																																																																																																																																																																																																																																																																																																																																																																																																																																																																																																																																									
Brussels	60.8	59.9	82.91	94.38	50.43	56.56	1.5	-12.2	-10.8	57.5	56.1	82.49	92.27	47.43	51.78	2.5	-10.6	-8.4	211	62	21,192	11,939																																																																																																																																																																																																																																																																																																																																																																																																																																																																																																																																																																																																																																																																																																																																									
Bucharest	56.0	55.8	52.86	58.81	29.59	32.81	0.3	-10.1	-9.8	50.9	49.3	53.06	58.05	27.01	28.60	3.3	-8.6	-5.5	105	23	9,137	4,175																																																																																																																																																																																																																																																																																																																																																																																																																																																																																																																																																																																																																																																																																																																																									
Budapest	52.2	46.2	46.38	48.45	24.19	22.39	12.8	-4.3	8.0	49.9	43.7	47.88	48.00	23.88	21.00	14.0	-0.3	13.7	254	57	22,067	11,503																																																																																																																																																																																																																																																																																																																																																																																																																																																																																																																																																																																																																																																																																																																																									
Copenhagen	64.8	57.1	79.52	92.52	51.52	52.87	13.4	-14.1	-2.6	62.8	56.9	81.13	90.87	50.98	51.68	10.5	-10.7	-1.4	121	20	17,196	4,521																																																																																																																																																																																																																																																																																																																																																																																																																																																																																																																																																																																																																																																																																																																																									
Dublin	69.0	63.8	72.30	70.41	49.88	44.92	8.1	2.7	11.0	64.2	59.1	69.22	68.70	44.45	40.58	8.7	0.8	9.5	203	83	20,910	14,670																																																																																																																																																																																																																																																																																																																																																																																																																																																																																																																																																																																																																																																																																																																																									
Edinburgh	70.7	69.7	69.72	68.40	49.28	47.66	1.5	1.9	3.4	63.9	63.2	66.42	64.82	42.41	40.94	1.1	2.5	3.6	174	98	12,458	10,478																																																																																																																																																																																																																																																																																																																																																																																																																																																																																																																																																																																																																																																																																																																																									
Frankfurt	72.5	71.1	101.16	109.53	73.38	77.90	2.0	-7.6	-5.8	65.6	66.7	100.70	110.19	66.07	73.48	-1.6	-8.6	-10.1	134	48	16,724	9,803																																																																																																																																																																																																																																																																																																																																																																																																																																																																																																																																																																																																																																																																																																																																									
Geneva	61.5	62.5	163.54	164.03	100.52	102.57	-1.7	-0.3	-2.0	60.2	60.6	192.82	188.93	116.05	114.41	-0.6	2.1	1.4	99	36	9,394	5,665																																																																																																																																																																																																																																																																																																																																																																																																																																																																																																																																																																																																																																																																																																																																									
Helsinki	59.6	57.9	71.30	80.07	42.48	46.38	2.9	-11.0	-8.4	58.0	58.7	71.46	79.93	41.42	46.94	-1.3	-10.6	-11.8	76	52	12,224	10,507																																																																																																																																																																																																																																																																																																																																																																																																																																																																																																																																																																																																																																																																																																																																									
Istanbul	61.0	60.8	73.51	88.67	44.81	53.92	0.2	-17.1	-16.9	58.0	57.3	75.98	89.04	44.11	51.01	1.3	-14.7	-13.5	454	102	46,720	21,366																																																																																																																																																																																																																																																																																																																																																																																																																																																																																																																																																																																																																																																																																																																																									
Lisbon	53.1	48.5	57.39	62.87	30.49	30.50	9.5	-8.7	0.0	51.4	45.4	58.53	62.57	30.08	28.42	13.1	-6.5	5.8	175	46	18,813	7,876																																																																																																																																																																																																																																																																																																																																																																																																																																																																																																																																																																																																																																																																																																																																									
London	77.4	77.1	127.16	125.39	98.44	96.71	0.4	1.4	1.8	73.4	72.6	125.15	122.50	91.83	88.89	1.1	2.2	3.3	1,331	574	123,222	85,687																																																																																																																																																																																																																																																																																																																																																																																																																																																																																																																																																																																																																																																																																																																																									
Madrid	61.2	60.7	61.12	65.93	37.42	39.99	0.9	-7.3	-6.4	58.5	55.7	61.78	65.58	36.12	36.55	4.9	-5.8	-1.2	396	152	48,615	23,499																																																																																																																																																																																																																																																																																																																																																																																																																																																																																																																																																																																																																																																																																																																																									
Manchester	81.8	77.5	72.46	65.53	59.26	50.79	5.5	10.6	16.7	74.6	70.4	69.44	63.14	51.79	44.45	5.9	10.0	16.5	126	83	14,748	12,006																																																																																																																																																																																																																																																																																																																																																																																																																																																																																																																																																																																																																																																																																																																																									
Milan	63.4	61.0	102.78	103.76	65.21	63.34	3.9	-0.9	3.0	59.6	60.0	99.47	103.26	59.27	61.91	-0.6	-3.7	-4.3	429	122	33,398	18,470																																																																																																																																																																																																																																																																																																																																																																																																																																																																																																																																																																																																																																																																																																																																									
Moscow	58.2	61.7	65.60	103.59	38.21	63.94	-5.7	-36.7	-40.2	51.3	53.4	59.17	98.77	30.39	52.69	-3.8	-40.1	-42.3	183	64	37,554	18,430																																																																																																																																																																																																																																																																																																																																																																																																																																																																																																																																																																																																																																																																																																																																									
Paris	63.7	67.0	153.54	169.59	97.79	113.70	-5.0	-9.5	-14.0	64.6	68.8	163.22	175.66	105.49	120.85	-6.1	-7.1	-12.7	1,070	131	68,722	14,457																																																																																																																																																																																																																																																																																																																																																																																																																																																																																																																																																																																																																																																																																																																																									
Prague	47.2	42.2	45.82	52.60	21.64	22.19	11.9	-12.9	-2.5	45.3	43.8	48.61	53.14	22.00	23.25	3.4	-8.5	-5.4	481	73	33,499	13,064																																																																																																																																																																																																																																																																																																																																																																																																																																																																																																																																																																																																																																																																																																																																									
Rome	53.2	51.4	84.50	96.59	44.92	49.63	3.4	-12.5	-9.5	48.6	48.1	86.96	98.58	42.27	47.37	1.2	-11.8	-10.8	521	86	41,365	14,671																																																																																																																																																																																																																																																																																																																																																																																																																																																																																																																																																																																																																																																																																																																																									
Saint Petersburg	41.8	43.0	39.34	55.87	16.46	24.05	-2.8	-29.6	-31.6	42.5	41.2	35.15	53.01	14.93	21.84	3.1	-33.7	-31.7	146	31	17,901	9,464																																																																																																																																																																																																																																																																																																																																																																																																																																																																																																																																																																																																																																																																																																																																									
Sofia	49.2	48.4	48.47	54.10	23.85	26.18	1.7	-10.4	-8.9	44.5	44.0	48.26	52.69	21.49	23.21	1.1	-8.4	-7.4	86	11	7,264	2,198																																																																																																																																																																																																																																																																																																																																																																																																																																																																																																																																																																																																																																																																																																																																									
Tel Aviv	61.5	64.0	135.28	124.09	83.18	79.36	-3.9	9.0	4.8	59.4	63.2	135.64	123.98	80.51	78.39	-6.1	9.4	2.7	68	19	9,240	4,672																																																																																																																																																																																																																																																																																																																																																																																																																																																																																																																																																																																																																																																																																																																																									
Vienna	50.4	49.0	62.42	70.66	31.47	34.65	2.8	-11.7	-9.2	49.1	49.7	65.60	72.52	32.21	36.03	-1.2	-9.6	-10.6	391	102	32,208	18,247																																																																																																																																																																																																																																																																																																																																																																																																																																																																																																																																																																																																																																																																																																																																									
Vilnius	49.4	40.7	41.31	40.96	20.42	16.66	21.5	0.9	22.5	47.3	42.0	42.22	41.95	19.96	17.61	12.6	0.6	13.3	63	20	4,392	2,345																																																																																																																																																																																																																																																																																																																																																																																																																																																																																																																																																																																																																																																																																																																																									
Warsaw	69.1	58.8	45.84	50.84	31.67	29.89	17.5	-9.8	6.0	61.3	56.3	44.98	50.54	27.57	28.47	8.8	-11.0	-3.2	91	42	14,605	10,008																																																																																																																																																																																																																																																																																																																																																																																																																																																																																																																																																																																																																																																																																																																																									
Zurich	63.6	64.4	159.67	158.29	101.48	101.93	-1.3	0.9	-0.4	62.2	61.5	168.20	163.50	104.54	100.58	1.0	2.9	3.9	109	55	8,371	5,907																																																																																																																																																																																																																																																																																																																																																																																																																																																																																																																																																																																																																																																																																																																																									

STR Global and STR track over 46,000 hotels worldwide. If you need information on additional countries and cities, please contact us on sales@strglobal.com

Legal Notice

STR Global Limited's Hotel Review is a publication of STR Global Limited and is intended solely for use by paid subscribers. Reproduction or distribution of the Hotel Review, in whole or part, without written permission of STR Global Limited is prohibited and subject to legal action. Site licenses are available. Ownership, distribution and use of the Hotel Review and its contents are subject to the terms set forth in the contract you have entered into with STR Global Limited. Source 2015 STR Global Limited

Market Performance (Data in US Dollars)

For the Month of: February 2015



	February 2015 vs February 2014									Year to Date - February 2015 vs February 2014									Participation			
	Occ (%)		ADR		RevPAR		Percent Change from February 2014			Occ (%)		ADR		RevPAR		Percent Change from YTD 2014			Properties		Rooms	
	2015	2014	2015	2014	2015	2014	Occ	ADR	RevPAR	2015	2014	2015	2014	2015	2014	Occ	ADR	RevPAR	Census	Sample	Census	Sample
Total Europe	62.6	60.7	115.67	133.26	72.39	80.90	3.1	-13.2	-10.5	58.2	56.4	115.35	132.14	67.17	74.58	3.2	-12.7	-9.9	59,374	8,480	4,389,089	1,179,566
Markets																						
Amsterdam	69.8	65.1	127.06	145.40	88.75	94.59	7.4	-12.6	-6.2	64.7	60.0	121.58	138.98	78.72	83.36	7.9	-12.5	-5.6	352	105	31,456	20,981
Athens	55.4	51.4	99.35	121.15	55.05	62.30	7.8	-18.0	-11.6	51.3	46.4	101.97	120.86	52.33	56.08	10.6	-15.6	-6.7	210	37	18,610	6,350
Barcelona	59.3	62.5	110.74	191.99	65.62	120.08	-5.3	-42.3	-45.4	54.6	54.2	108.68	161.81	59.30	87.73	0.6	-32.8	-32.4	526	119	49,070	18,658
Berlin	64.7	62.6	105.49	129.39	68.27	81.06	3.3	-18.5	-15.8	60.5	58.4	100.01	122.38	60.48	71.43	3.6	-18.3	-15.3	638	177	64,607	35,858
Bratislava	47.1	43.4	67.37	83.80	31.75	36.35	8.7	-19.6	-12.7	44.5	41.6	66.66	82.05	29.69	34.14	7.0	-18.8	-13.0	74	21	5,586	3,004
Brussels	60.8	59.9	127.90	157.28	77.81	94.25	1.5	-18.7	-17.4	57.5	56.1	125.76	153.11	72.31	85.93	2.5	-17.9	-15.8	211	62	21,192	11,939
Bucharest	56.0	55.8	81.55	98.00	45.65	54.68	0.3	-16.8	-16.5	50.9	49.3	80.93	96.35	41.20	47.46	3.3	-16.0	-13.2	105	23	9,137	4,175
Budapest	52.2	46.2	71.55	80.73	37.31	37.31	12.8	-11.4	0.0	49.9	43.7	72.96	79.65	36.38	34.84	14.0	-8.4	4.4	254	57	22,067	11,503
Copenhagen	64.8	57.1	122.67	154.18	79.48	88.11	13.4	-20.4	-9.8	62.8	56.9	123.60	150.75	77.67	85.73	10.5	-18.0	-9.4	121	20	17,196	4,521
Dublin	69.0	63.8	111.53	117.34	76.95	74.86	8.1	-4.9	2.8	64.2	59.1	105.60	114.00	67.82	67.35	8.7	-7.4	0.7	203	83	20,910	14,670
Edinburgh	70.7	69.7	107.55	113.99	76.03	79.41	1.5	-5.6	-4.3	63.9	63.2	101.37	107.59	64.73	67.96	1.1	-5.8	-4.8	174	98	12,458	10,478
Frankfurt	72.5	71.1	156.06	182.52	113.20	129.81	2.0	-14.5	-12.8	65.6	66.7	153.61	182.83	100.79	121.91	-1.6	-16.0	-17.3	134	48	16,724	9,803
Geneva	61.5	62.5	252.30	273.34	155.07	170.92	-1.7	-7.7	-9.3	60.2	60.6	293.32	313.24	176.53	189.70	-0.6	-6.4	-6.9	99	36	9,394	5,665
Helsinki	59.6	57.9	110.00	133.43	65.53	77.28	2.9	-17.6	-15.2	58.0	58.7	108.90	132.58	63.12	77.85	-1.3	-17.9	-18.9	76	52	12,224	10,507
Istanbul	61.0	60.8	113.41	147.75	69.13	89.86	0.2	-23.2	-23.1	58.0	57.3	115.78	147.73	67.21	84.64	1.3	-21.6	-20.6	454	102	46,720	21,366
Lisbon	53.1	48.5	88.53	104.76	47.04	50.83	9.5	-15.5	-7.5	51.4	45.4	89.18	103.81	45.83	47.16	13.1	-14.1	-2.8	175	46	18,813	7,876
London	77.4	77.1	196.17	208.94	151.87	161.15	0.4	-6.1	-5.8	73.4	72.6	190.82	203.28	140.02	147.50	1.1	-6.1	-5.1	1,331	574	123,222	85,687
Madrid	61.2	60.7	94.29	109.87	57.73	66.65	0.9	-14.2	-13.4	58.5	55.7	94.16	108.82	55.06	60.66	4.9	-13.5	-9.2	396	152	48,615	23,499
Manchester	81.8	77.5	111.78	109.20	91.43	84.64	5.5	2.4	8.0	74.6	70.4	105.98	104.80	79.04	73.78	5.9	1.1	7.1	126	83	14,748	12,006
Milan	63.4	61.0	158.56	172.90	100.61	105.55	3.9	-8.3	-4.7	59.6	60.0	151.72	171.30	90.41	102.71	-0.6	-11.4	-12.0	429	122	33,398	18,470
Moscow	58.2	61.7	101.21	172.62	58.94	106.55	-5.7	-41.4	-44.7	51.3	53.4	90.42	163.97	46.43	87.48	-3.8	-44.9	-46.9	183	64	37,554	18,430
Paris	63.7	67.0	236.87	282.61	150.86	189.46	-5.0	-16.2	-20.4	64.6	68.8	248.47	291.30	160.59	200.41	-6.1	-14.7	-19.9	1,070	131	68,722	14,457
Prague	47.2	42.2	70.69	87.65	33.38	36.97	11.9	-19.3	-9.7	45.3	43.8	74.05	88.12	33.51	38.56	3.4	-16.0	-13.1	481	73	33,499	13,064
Rome	53.2	51.4	130.36	160.96	69.29	82.71	3.4	-19.0	-16.2	48.6	48.1	132.57	163.55	64.45	78.59	1.2	-18.9	-18.0	521	86	41,365	14,671
Saint Petersburg	41.8	43.0	60.69	93.09	25.39	40.07	-2.8	-34.8	-36.6	42.5	41.2	53.61	87.96	22.77	36.24	3.1	-39.1	-37.2	146	31	17,901	9,464
Sofia	49.2	48.4	74.78	90.15	36.79	43.63	1.7	-17.1	-15.7	44.5	44.0	73.61	87.45	32.78	38.52	1.1	-15.8	-14.9	86	11	7,264	2,198
Tel Aviv	61.5	64.0	208.69	206.78	128.33	132.25	-3.9	0.9	-3.0	59.4	63.2	206.72	205.67	122.70	130.03	-6.1	0.5	-5.6	68	19	9,240	4,672
Vienna	50.4	49.0	96.30	117.75	48.55	57.74	2.8	-18.2	-15.9	49.1	49.7	99.90	120.28	49.06	59.76	-1.2	-16.9	-17.9	391	102	32,208	18,247
Vilnius	49.4	40.7	63.73	68.26	31.50	27.77	21.5	-6.6	13.4	47.3	42.0	64.33	69.57	30.41	29.21	12.6	-7.5	4.1	63	20	4,392	2,345
Warsaw	69.1	58.8	70.72	84.72	48.87	49.81	17.5	-16.5	-1.9	61.3	56.3	68.64	83.85	42.07	47.24	8.8	-18.1	-10.9	91	42	14,605	10,008
Zurich	63.6	64.4	246.32	263.77	156.55	169.86	-1.3	-6.6	-7.8	62.2	61.5	256.16	271.23	159.21	166.85	1.0	-5.6	-4.6	109	55	8,371	5,907

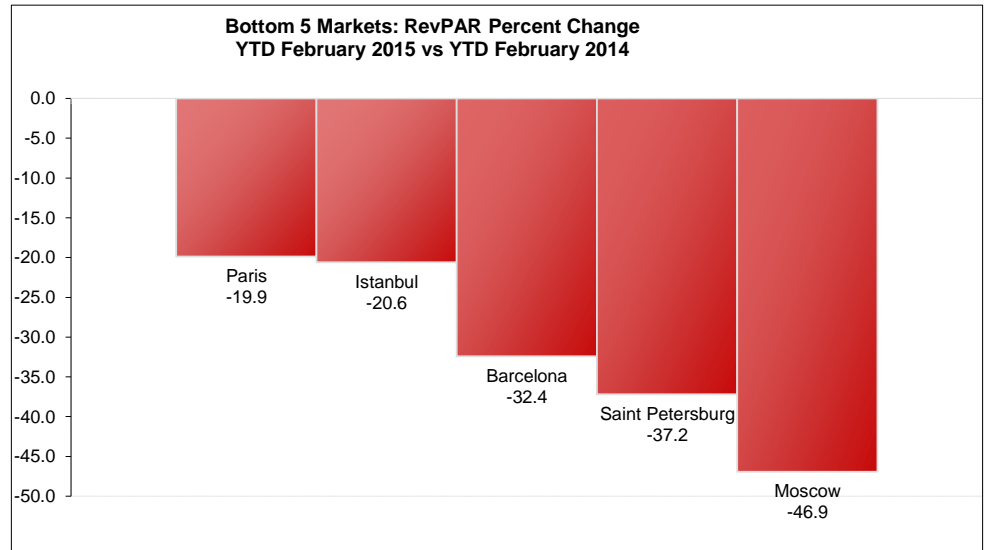
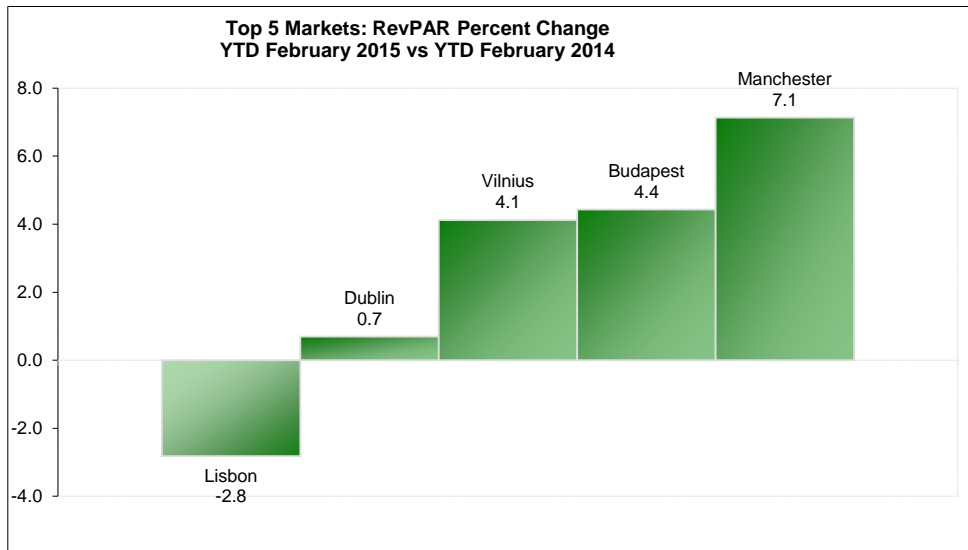
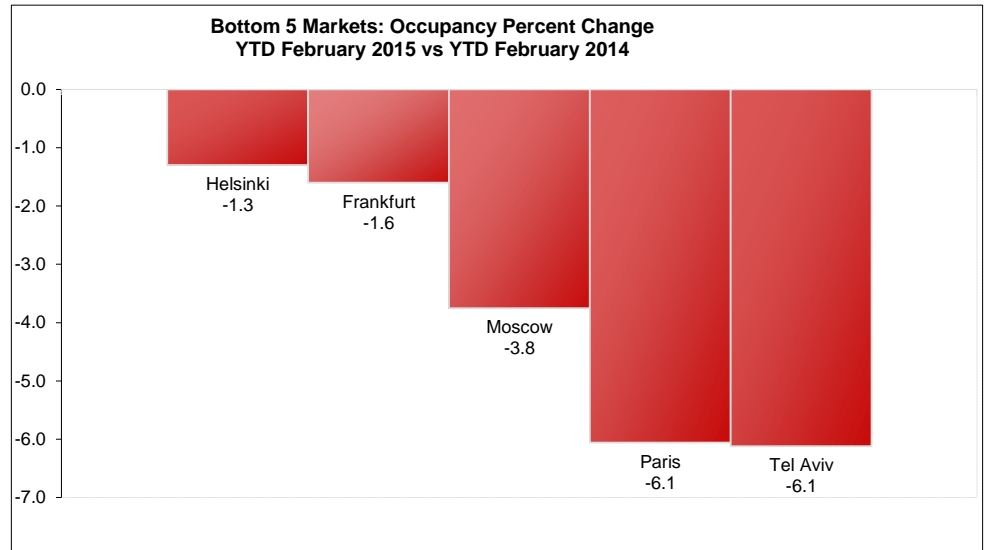
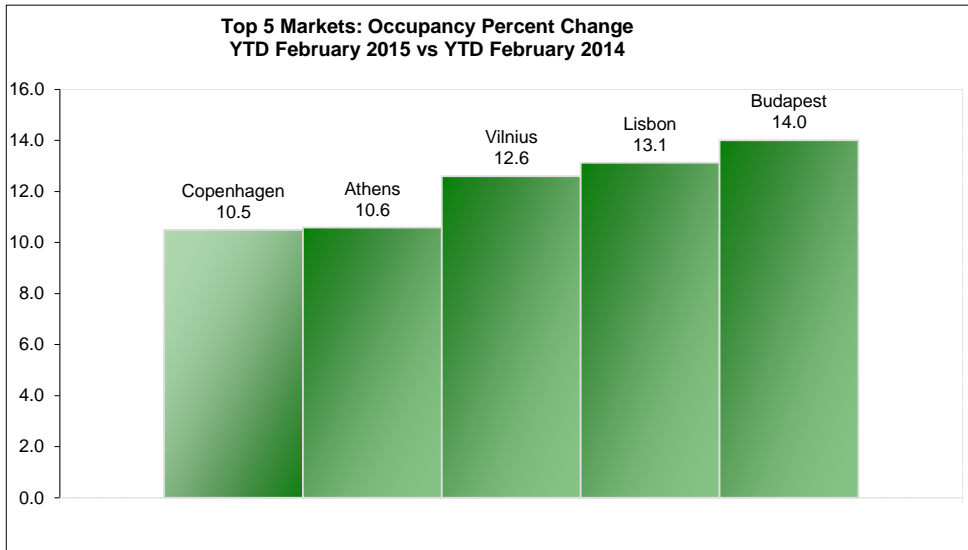
STR Global and STR track over 46,000 hotels worldwide. If you need information on additional countries and cities, please contact us on sales@strglobal.com

Legal Notice

STR Global Limited's Hotel Review is a publication of STR Global Limited and is intended solely for use by paid subscribers. Reproduction or distribution of the Hotel Review, in whole or part, without written permission of STR Global Limited is prohibited and subject to legal action. Site licenses are available. Ownership, distribution and use of the Hotel Review and its contents are subject to the terms set forth in the contract you have entered into with STR Global Limited
Source 2015 STR Global Limited

European Market Performance Graphs (Data in US Dollars)

For the Month of: February 2015



Legal Notice

STR Global Limited's Hotel Review is a publication of STR Global Limited and is intended solely for use by paid subscribers. Reproduction or distribution of the Hotel Review, in whole or part, without written permission of STR Global Limited is prohibited and subject to legal action. Site licenses are available. Ownership, distribution and use of the Hotel Review and its contents are subject to the terms set forth in the contract you have entered into with STR Global Limited

Source 2015 STR Global Limited

Americas

Caribbean

Anguilla
Antigua & Barbuda
Aruba
Bahamas
Barbados
Bermuda
British Virgin Islands
Cayman Islands
Curacao
Cuba
Dominica
Dominican Republic
Grenada
Guadeloupe
Haiti
Jamaica
Martinique
Montserrat
Netherlands Antilles
Puerto Rico
St. Kitts & Nevis
St. Lucia
St. Vincent
Trinidad & Tobago
Turks & Caicos
US Virgin Islands

Central America

Belize
Costa Rica
El Salvador
Guatemala
Honduras
Nicaragua
Panama

North America

Canada
Greenland
Mexico
United States

South America

Argentina
Bolivia
Brazil
Chile
Colombia
Ecuador
Falkland Islands
French Guiana
Guyana
Paraguay
Peru
Suriname
Uruguay
Venezuela

Asia Pacific

Central & South Asia

Bangladesh
Bhutan
India
Maldives
Nepal
Pakistan
Sri Lanka

Northeastern Asia

China
Japan
North Korea
South Korea
Mongolia
Taiwan

Southeastern Asia

Brunei
Cambodia
East Timor
Indonesia
Laos
Malaysia
Myanmar
Philippines
Singapore
Thailand
Vietnam

Australia & Oceania

American Samoa
Australia
Cook Islands
Fiji
French Polynesia
Guam
Kiribati
Marshall Islands
Micronesia
Nauru
New Caledonia
New Zealand
Niue
Northern Mariana Islands
Palau
Papua New Guinea
Samoa
Solomon Islands
Tonga
Tuvalu
Vanuatu

Europe

Eastern Europe

Armenia
Azerbaijan
Belarus
Bulgaria
Czech Republic
Georgia
Hungary
Kazakhstan
Kyrgyzstan
Poland
Moldova
Romania
Russia
Slovakia
Tajikistan
Turkmenistan
Ukraine
Uzbekistan

Northern Europe

Denmark
Estonia
Faroe Islands
Finland
Iceland
Ireland
Latvia
Lithuania
Norway
Sweden
United Kingdom

Southern Europe

Albania
Andorra
Bosnia and Herzegovina
Croatia
Cyprus
Gibraltar
Greece
Italy
Israel
Kosovo
Macedonia
Malta
Montenegro
Portugal
San Marino
Serbia
Slovenia
Spain
Turkey

Western Europe

Austria
Belgium
France
Germany
Liechtenstein
Luxembourg
Monaco
Netherlands
Switzerland

Middle East / Africa

Middle East

Afghanistan
Bahrain
Iran
Iraq
Jordan
Kuwait
Lebanon
Oman
Qatar
Saudi Arabia
Syria
UAE
Yemen

Northern Africa

Algeria
Burkina Faso
Chad
Djibouti
Egypt
Eritrea
Libya
Mali
Morocco
Mauritania
Niger
South Sudan
Sudan
Tunisia

Southern Africa

Angola
Benin
Botswana
Burundi
Cameroon
Cape Verde
Central African Republic
Comoros
Cote d'Ivoire
Democratic Rep. of Congo
Equatorial Guinea
Ethiopia
Gabon
Gambia
Ghana
Guinea
Guinea-Bissau
Kenya
Lesotho
Liberia
Madagascar
Malawi
Mauritius
Mozambique
Namibia
Nigeria
Republic Of Congo
Reunion
Rwanda
Sao Tome and Principe
Senegal
Seychelles
Sierra Leone
Somalia
South Africa
Swaziland
Tanzania
Togo
Uganda
Zambia
Zimbabwe

Definitions



Performance data included for non-North American locations may be different than that released by STR Global Limited. All data is processed by Smith Travel Research using both the current and historical sampling of hotels. For further questions about the methodology used to produce the Hotel Review, please email info@smithtravelresearch.com.

Average Daily Rate (ADR)

Room revenue divided by rooms sold, displayed as the average rental rate for a single room.

Country

A geographic area that has internationally recognized boundaries, an organized economy, and a sovereign government with external recognition. It is typically recognized by the International Organization for Standardization (ISO).

Exchange Rate

The factor used to convert revenue from U.S. Dollars to the local currency. The exchange rate data is obtained from Oanda.com. Any aggregated number in the report (YTD, Running 3 month, Running 12 month) uses the exchange rate of each relative month when calculating the data.

Market

A geographic area within a country. Markets are defined by STR and STR Global Limited.

Occupancy (Occ)

Rooms sold divided by rooms available multiplied by 100. Occupancy is always displayed as a percentage of rooms occupied.

Percent Change

Amount of growth - up, flat, or down - this period versus same period last year (month or year-to-date). Calculated as $((TY - LY) / LY) * 100$.

RevPAR (Revenue Per Available Room)

Room revenue divided by rooms available.

Rooms Available (Supply)

The number of rooms times the number of days in the period.

Room Revenue

Total room revenue generated from the sale or rental of rooms.

Rooms Sold (Demand)

The number of rooms sold (excludes complimentary rooms).

Year-to-date

Measures (Occ, ADR, RevPAR) are calculated using the sum of the values from January 1 of the given year.