



United Kingdom
Blue Fin Building
110 Southwark Street
London SE1 0TA
Phone: +44 (0)20 7922 1930
Fax: +44 (0)20 7922 1931
www.strglobal.com

United States
735 East Main Street
Hendersonville
TN 37075
Phone: +1 (615) 824 8664
Fax: +1 (615) 824 3848
www.str.com

European Hotel Review

European Hotel Industry Performance for the Month of February 2017

Volume 17, Issue EU2

Date Created: March 17, 2017

In this issue

	Page
Global Performance (Euros)	2
Global Performance (British Pounds)	3
Global Performance (US Dollars)	4
Country Performance (Local Currency)	5
Country Performance (Euros)	6
Country Performance (British Pounds)	7
Country Performance (US Dollars)	8
Market Performance (Local Currency)	9
Market Performance (Euros)	10
Market Performance (British Pounds)	11
Market Performance (US Dollars)	12
Market Performance Graphs	13
World Regions	14
Definitions	15

Global Performance (Data in Euros)

For the Month of: February 2017



	February 2017 vs February 2016								
	Occ %		ADR		RevPAR		Percent Change from February 2016		
	2017	2016	2017	2016	2017	2016	Occ.	ADR	RevPAR
Asia Pacific	68.7	63.6	98.13	100.01	67.37	63.57	8.0	-1.9	6.0
Central & South Asia	73.7	72.0	117.12	114.59	86.33	82.49	2.4	2.2	4.7
Northeastern Asia	65.3	58.3	82.36	87.86	53.81	51.20	12.1	-6.3	5.1
Southeastern Asia	72.8	70.5	110.65	110.50	80.57	77.94	3.2	0.1	3.4
Australia & Oceania	77.7	78.0	144.10	129.65	112.04	101.17	-0.4	11.1	10.7

Americas	61.1	61.4	117.20	111.55	71.62	68.48	-0.5	5.1	4.6
North America	61.1	61.4	116.06	110.41	70.93	67.74	-0.4	5.1	4.7
Caribbean	76.0	76.7	232.79	227.26	176.99	174.32	-0.9	2.4	1.5
Central America	69.1	67.1	110.83	111.84	76.56	75.01	3.0	-0.9	2.1
South America	53.5	55.4	95.33	86.48	51.05	47.89	-3.3	10.2	6.6

Europe	64.5	62.7	100.52	100.37	64.88	62.96	2.9	0.2	3.0
Eastern Europe	55.1	51.3	72.58	61.88	39.96	31.72	7.4	17.3	26.0
Northern Europe	71.9	70.5	99.33	102.56	71.37	72.35	1.9	-3.1	-1.3
Southern Europe	61.5	59.0	99.71	97.13	61.32	57.30	4.3	2.6	7.0
Western Europe	62.3	61.4	110.81	111.19	69.02	68.25	1.5	-0.3	1.1

Middle East/Africa	66.3	63.6	144.82	138.65	96.08	88.13	4.4	4.5	9.0
Middle East	71.7	69.5	166.40	164.10	119.31	113.99	3.2	1.4	4.7
Northern Africa	50.3	43.3	81.55	82.01	41.04	35.50	16.3	-0.6	15.6
Southern Africa	64.6	64.7	121.58	103.42	78.52	66.96	-0.3	17.6	17.3

	Markets								
	2017	2016	2017	2016	2017	2016	Occ.	ADR	RevPAR
Beijing	63.9	52.7	73.26	68.45	46.80	36.11	21.1	7.0	29.6
Berlin	71.1	69.0	100.42	97.36	71.39	67.17	3.1	3.1	6.3
Buenos Aires	60.4	59.2	120.83	112.04	72.99	66.36	2.0	7.8	10.0
Dubai	88.1	81.7	206.46	202.75	181.80	165.68	7.8	1.8	9.7
Hong Kong	85.3	76.3	152.69	155.24	130.28	118.46	11.8	-1.6	10.0
London	77.5	75.5	154.97	159.74	120.17	120.59	2.7	-3.0	-0.4
Los Angeles	80.4	83.5	162.07	160.21	130.30	133.70	-3.7	1.2	-2.5
Madrid	70.4	68.4	94.67	88.50	66.66	60.50	3.0	7.0	10.2
New York	76.4	75.9	173.23	170.99	132.43	129.85	0.7	1.3	2.0
Paris	60.8	58.4	202.86	184.82	123.39	107.90	4.2	9.8	14.4
Rome	55.8	56.1	113.12	115.29	63.12	64.71	-0.6	-1.9	-2.5
Sydney	90.8	90.5	185.25	163.38	168.13	147.92	0.2	13.4	13.7
Tokyo	86.3	84.7	153.13	151.08	132.21	128.01	1.9	1.4	3.3
Toronto	68.2	69.7	114.34	108.72	77.99	75.75	-2.1	5.2	3.0

	Year to Date - February 2017 vs February 2016								
	Occ %		ADR		RevPAR		Percent Change from YTD 2016		
	2017	2016	2017	2016	2017	2016	Occ.	ADR	RevPAR
	66.6	64.5	99.45	97.55	66.23	62.94	3.2	1.9	5.2
	70.1	68.4	118.92	116.33	83.37	79.56	2.5	2.2	4.8
	63.6	61.0	84.06	84.97	53.43	51.85	4.2	-1.1	3.0
	70.5	69.1	113.14	110.72	79.77	76.46	2.1	2.2	4.3
	75.5	75.3	141.86	126.77	107.14	95.40	0.4	11.9	12.3

	57.4	57.5	115.38	110.17	66.25	63.33	-0.1	4.7	4.6
	57.4	57.3	114.30	108.97	65.56	62.47	0.1	4.9	4.9
	72.5	73.8	226.44	225.47	164.25	166.28	-1.7	0.4	-1.2
	64.8	64.1	109.80	112.92	71.10	72.36	1.1	-2.8	-1.7
	52.3	54.8	93.92	86.14	49.11	47.24	-4.6	9.0	4.0

	60.6	58.3	99.51	99.82	60.26	58.24	3.8	-0.3	3.5
	50.9	47.7	70.94	62.18	36.13	29.67	6.7	14.1	21.8
	67.0	65.3	97.32	101.71	65.23	66.38	2.7	-4.3	-1.7
	57.4	54.6	96.64	95.26	55.51	52.03	5.2	1.5	6.7
	59.3	57.6	112.41	111.63	66.70	64.31	3.0	0.7	3.7

	63.4	62.0	145.86	145.85	92.51	90.45	2.3	0.0	2.3
	69.9	69.7	166.46	171.57	116.29	119.67	0.2	-3.0	-2.8
	47.9	41.3	79.19	83.89	37.90	34.65	15.9	-5.6	9.4
	58.9	59.4	125.20	107.93	73.74	64.09	-0.8	16.0	15.0

	63.0	59.8	72.79	73.40	45.89	43.87	5.5	-0.8	4.6
	64.4	62.7	92.00	90.92	59.24	56.98	2.7	1.2	4.0
	55.7	54.7	119.04	113.34	66.24	61.95	1.8	5.0	6.9
	86.2	83.0	208.09	214.05	179.37	177.75	3.8	-2.8	0.9
	85.6	81.5	163.22	164.11	139.78	133.72	5.1	-0.5	4.5
	73.9	70.8	152.02	159.11	112.29	112.67	4.3	-4.5	-0.3
	77.5	79.3	158.37	155.06	122.80	123.03	-2.3	2.1	-0.2
	64.8	62.6	93.88	88.19	60.82	55.18	3.5	6.5	10.2
	74.2	72.9	173.04	170.94	128.37	124.60	1.8	1.2	3.0
	64.4	58.9	211.29	195.46	136.12	115.14	9.4	8.1	18.2
	51.5	49.1	115.83	118.41	59.61	58.10	4.9	-2.2	2.6
	86.1	85.6	170.73	148.98	147.06	127.53	0.6	14.6	15.3
	81.8	80.7	151.02	144.49	123.51	116.63	1.3	4.5	5.9
	64.2	64.8	112.17	102.19	71.96	66.20	-1.0	9.8	8.7

	Participation			
	Properties		Rooms	
	Census	Sample	Census	Sample
	33,240	8,395	4,307,017	1,568,081
	3,984	860	277,699	116,274
	16,808	4,920	2,853,138	999,686
	6,907	1,157	848,449	281,012
	5,541	1,458	327,731	171,109

	71,762	36,286	6,599,485	4,333,042
	63,857	34,823	5,852,066	4,083,469
	1,931	270	241,596	65,504
	990	128	60,964	21,867
	4,984	1,065	444,859	162,202

	61,232	9,752	4,543,217	1,319,434
	6,287	783	525,199	143,500
	12,657	3,890	908,101	443,901
	17,403	1,960	1,621,707	304,444
	24,885	3,119	1,488,210	427,589

	6,011	1,655	815,989	351,591
	1,860	835	314,114	205,875
	1,465	213	300,140	59,387
	2,686	607	201,735	86,329

	1,368	412	228,178	82,031
	639	208	65,989	41,354
	231	48	20,346	7,400
	414	238	89,774	67,424
	222	129	67,648	47,729
	1,349	598	130,121	94,072
	1,010	506	98,936	76,140
	434	148	48,916	23,142
	628	446	116,084	99,389
	1,088	126	69,074	14,113
	504	91	40,550	14,708
	354	215	39,412	33,352
	525	152	111,602	44,775
	213	146	36,488	32,891

STR Global and STR track over 54,000 hotels worldwide. If you need information on additional countries and cities, please contact us on sales@strglobal.com

Legal Notice

STR Global Limited's Hotel Review is a publication of STR Global Limited and is intended solely for use by paid subscribers. Reproduction or distribution of the Hotel Review, in whole or part, without written permission of STR Global Limited is prohibited and subject to legal action. Site licenses are available. Ownership, distribution and use of the Hotel Review and its contents are subject to the terms set forth in the contract you have entered into with STR Global Limited. Source 2017 STR Global Limited

Global Performance (Data in British Pounds)

For the Month of: February 2017



	February 2017 vs February 2016								
	Occ %		ADR		RevPAR		Percent Change from February 2016		
	2017	2016	2017	2016	2017	2016	Occ.	ADR	RevPAR
Asia Pacific	68.7	63.6	83.52	78.82	57.34	50.10	8.0	6.0	14.4
Central & South Asia	73.7	72.0	99.68	90.31	73.47	65.01	2.4	10.4	13.0
Northeastern Asia	65.3	58.3	70.10	69.25	45.80	40.36	12.1	1.2	13.5
Southeastern Asia	72.8	70.5	94.18	87.09	68.57	61.43	3.2	8.1	11.6
Australia & Oceania	77.7	78.0	122.65	102.18	95.36	79.74	-0.4	20.0	19.6

	February 2017 vs February 2016								
	Occ %		ADR		RevPAR		Percent Change from February 2016		
	2017	2016	2017	2016	2017	2016	Occ.	ADR	RevPAR
Americas	61.1	61.4	99.75	87.92	60.96	53.97	-0.5	13.5	12.9
North America	61.1	61.4	98.78	87.02	60.37	53.39	-0.4	13.5	13.1
Caribbean	76.0	76.7	198.13	179.11	150.64	137.38	-0.9	10.6	9.7
Central America	69.1	67.1	94.33	88.15	65.16	59.12	3.0	7.0	10.2
South America	53.5	55.4	81.14	68.16	43.45	37.74	-3.3	19.0	15.1

	February 2017 vs February 2016								
	Occ %		ADR		RevPAR		Percent Change from February 2016		
	2017	2016	2017	2016	2017	2016	Occ.	ADR	RevPAR
Europe	64.5	62.7	85.56	79.10	55.22	49.62	2.9	8.2	11.3
Eastern Europe	55.1	51.3	61.78	48.77	34.01	25.00	7.4	26.7	36.0
Northern Europe	71.9	70.5	84.54	80.83	60.75	57.02	1.9	4.6	6.5
Southern Europe	61.5	59.0	84.86	76.56	52.19	45.16	4.3	10.9	15.6
Western Europe	62.3	61.4	94.32	87.64	58.75	53.79	1.5	7.6	9.2

	February 2017 vs February 2016								
	Occ %		ADR		RevPAR		Percent Change from February 2016		
	2017	2016	2017	2016	2017	2016	Occ.	ADR	RevPAR
Middle East/Africa	66.3	63.6	123.26	109.27	81.77	69.46	4.4	12.8	17.7
Middle East	71.7	69.5	141.63	129.33	101.55	89.84	3.2	9.5	13.0
Northern Africa	50.3	43.3	69.41	64.63	34.93	27.98	16.3	7.4	24.9
Southern Africa	64.6	64.7	103.48	81.51	66.83	52.78	-0.3	27.0	26.6

	February 2017 vs February 2016								
	Occ %		ADR		RevPAR		Percent Change from February 2016		
	2017	2016	2017	2016	2017	2016	Occ.	ADR	RevPAR
Markets	63.9	52.7	62.36	53.95	39.83	28.46	21.1	15.6	40.0
Beijing	71.1	69.0	85.47	76.73	60.77	52.94	3.1	11.4	14.8
Berlin	60.4	59.2	102.84	88.30	62.12	52.30	2.0	16.5	18.8
Buenos Aires	88.1	81.7	175.73	159.80	154.74	130.58	7.8	10.0	18.5
Dubai	85.3	76.3	129.96	122.35	110.89	93.36	11.8	6.2	18.8
Hong Kong	77.5	75.5	131.90	125.90	102.28	95.04	2.7	4.8	7.6
Los Angeles	80.4	83.5	137.94	126.27	110.90	105.37	-3.7	9.2	5.2
Madrid	70.4	68.4	80.57	69.75	56.74	47.68	3.0	15.5	19.0
New York	76.4	75.9	147.44	134.76	112.71	102.34	0.7	9.4	10.1
Paris	60.8	58.4	172.66	145.67	105.02	85.04	4.2	18.5	23.5
Rome	55.8	56.1	96.28	90.86	53.72	51.00	-0.6	6.0	5.3
Sydney	90.8	90.5	157.67	128.76	143.10	116.58	0.2	22.4	22.7
Tokyo	86.3	84.7	130.33	119.07	112.53	100.89	1.9	9.5	11.5
Toronto	68.2	69.7	97.31	85.69	66.38	59.70	-2.1	13.6	11.2

	Year to Date - February 2017 vs February 2016								
	Occ %		ADR		RevPAR		Percent Change from YTD 2016		
	2017	2016	2017	2016	2017	2016	Occ.	ADR	RevPAR
	66.6	64.5	84.75	75.48	56.44	48.69	3.2	12.3	15.9
	70.1	68.4	101.34	90.04	71.05	61.59	2.5	12.5	15.4
	63.6	61.0	71.63	65.72	45.54	40.10	4.2	9.0	13.5
	70.5	69.1	96.42	85.68	67.98	59.17	2.1	12.5	14.9
	75.5	75.3	120.89	98.16	91.30	73.87	0.4	23.1	23.6

	Year to Date - February 2017 vs February 2016								
	Occ %		ADR		RevPAR		Percent Change from YTD 2016		
	2017	2016	2017	2016	2017	2016	Occ.	ADR	RevPAR
	57.4	57.5	98.32	85.34	56.45	49.06	-0.1	15.2	15.1
	57.4	57.3	97.39	84.42	55.87	48.39	0.1	15.4	15.4
	72.5	73.8	192.96	174.56	139.96	128.74	-1.7	10.5	8.7
	64.8	64.1	93.56	87.41	60.58	56.01	1.1	7.0	8.2
	52.3	54.8	80.03	66.65	41.85	36.56	-4.6	20.1	14.5

	Year to Date - February 2017 vs February 2016								
	Occ %		ADR		RevPAR		Percent Change from YTD 2016		
	2017	2016	2017	2016	2017	2016	Occ.	ADR	RevPAR
	60.6	58.3	84.80	77.33	51.35	45.11	3.8	9.7	13.8
	50.9	47.7	60.45	48.15	30.79	22.98	6.7	25.5	34.0
	67.0	65.3	82.93	78.80	55.58	51.43	2.7	5.2	8.1
	57.4	54.6	82.35	73.82	47.30	40.32	5.2	11.6	17.3
	59.3	57.6	95.80	86.44	56.84	49.80	3.0	10.8	14.1

	Year to Date - February 2017 vs February 2016								
	Occ %		ADR		RevPAR		Percent Change from YTD 2016		
	2017	2016	2017	2016	2017	2016	Occ.	ADR	RevPAR
	63.4	62.0	124.30	112.78	78.84	69.94	2.3	10.2	12.7
	69.9	69.7	141.85	132.63	99.10	92.50	0.2	7.0	7.1
	47.9	41.3	67.48	64.92	32.30	26.82	15.9	3.9	20.4
	58.9	59.4	106.69	83.56	62.83	49.62	-0.8	27.7	26.6

	Year to Date - February 2017 vs February 2016								
	Occ %		ADR		RevPAR		Percent Change from YTD 2016		
	2017	2016	2017	2016	2017	2016	Occ.	ADR	RevPAR
	63.0	59.8	62.04	56.61	39.11	33.83	5.5	9.6	15.6
	64.4	62.7	78.39	70.55	50.47	44.22	2.7	11.1	14.2
	55.7	54.7	101.43	87.78	56.45	47.98	1.8	15.5	17.6
	86.2	83.0	177.34	165.40	152.86	137.35	3.8	7.2	11.3
	85.6	81.5	139.11	126.71	119.13	103.25	5.1	9.8	15.4
	73.9	70.8	129.55	123.23	95.69	87.27	4.3	5.1	9.7
	77.5	79.3	134.95	120.12	104.64	95.31	-2.3	12.3	9.8
	64.8	62.6	80.00	68.34	51.83	42.76	3.5	17.1	21.2
	74.2	72.9	147.46	132.33	109.40	96.45	1.8	11.4	13.4
	64.4	58.9	180.08	151.04	116.01	88.97	9.4	19.2	30.4
	51.5	49.1	98.70	91.77	50.79	45.03	4.9	7.5	12.8
	86.1	85.6	145.48	115.55	125.31	98.91	0.6	25.9	26.7
	81.8	80.7	128.69	111.96	105.25	90.37	1.3	15.0	16.5
	64.2	64.8	95.58	79.25	61.32	51.34	-1.0	20.6	19.4

Participation			
Properties		Rooms	
Census	Sample	Census	Sample
33,240	8,395	4,307,017	1,568,081
3,984	860	277,699	116,274
16,808	4,920	2,853,138	999,686
6,907	1,157	848,449	281,012
5,541	1,458	327,731	171,109

Participation			
Properties		Rooms	
Census	Sample	Census	Sample
71,762	36,286	6,599,485	4,333,042
63,857	34,823	5,852,066	4,083,469
1,931	270	241,596	65,504
990	128	60,964	21,867
4,984	1,065	444,859	162,202

Participation			
Properties		Rooms	
Census	Sample	Census	Sample
61,232	9,752	4,543,217	1,319,434
6,287	783	525,199	143,500
12,657	3,890	908,101	443,901
17,403	1,960	1,621,707	304,444
24,885	3,119	1,488,210	427,589

Participation			
Properties		Rooms	
Census	Sample	Census	Sample
6,011	1,655	815,989	351,591
1,860	835	314,114	205,875
1,465	213	300,140	59,387
2,686	607	201,735	86,329

STR Global and STR track over 54,000 hotels worldwide. If you need information on additional countries and cities, please contact us on sales@strglobal.com

Legal Notice

STR Global Limited's Hotel Review is a publication of STR Global Limited and is intended solely for use by paid subscribers. Reproduction or distribution of the Hotel Review, in whole or part, without written permission of STR Global Limited is prohibited and subject to legal action. Site licenses are available. Ownership, distribution and use of the Hotel Review and its contents are subject to the terms set forth in the contract you have entered into with STR Global Limited. Source 2017 STR Global Limited

Global Performance (Data in US Dollars)

For the Month of: February 2017



	February 2017 vs February 2016								
	Occ %		ADR		RevPAR		Percent Change from February 2016		
	2017	2016	2017	2016	2017	2016	Occ.	ADR	RevPAR
Asia Pacific	68.7	63.6	103.83	109.34	71.28	69.50	8.0	-5.0	2.6
Central & South Asia	73.7	72.0	123.92	125.27	91.34	90.18	2.4	-1.1	1.3
Northeastern Asia	65.3	58.3	87.14	96.06	56.93	55.98	12.1	-9.3	1.7
Southeastern Asia	72.8	70.5	117.07	120.80	85.24	85.21	3.2	-3.1	0.0
Australia & Oceania	77.7	78.0	152.47	141.74	118.54	110.61	-0.4	7.6	7.2

	February 2017 vs February 2016								
	Occ %		ADR		RevPAR		Percent Change from February 2016		
	2017	2016	2017	2016	2017	2016	Occ.	ADR	RevPAR
Americas	61.1	61.4	124.01	121.95	75.77	74.86	-0.5	1.7	1.2
North America	61.1	61.4	122.79	120.70	75.05	74.06	-0.4	1.7	1.3
Caribbean	76.0	76.7	246.30	248.45	187.27	190.57	-0.9	-0.9	-1.7
Central America	69.1	67.1	117.26	122.27	81.00	82.01	3.0	-4.1	-1.2
South America	53.5	55.4	100.86	94.54	54.01	52.36	-3.3	6.7	3.2

	February 2017 vs February 2016								
	Occ %		ADR		RevPAR		Percent Change from February 2016		
	2017	2016	2017	2016	2017	2016	Occ.	ADR	RevPAR
Europe	64.5	62.7	106.36	109.73	68.64	68.83	2.9	-3.1	-0.3
Eastern Europe	55.1	51.3	76.80	67.65	42.28	34.68	7.4	13.5	21.9
Northern Europe	71.9	70.5	105.09	112.12	75.52	79.10	1.9	-6.3	-4.5
Southern Europe	61.5	59.0	105.49	106.19	64.88	62.65	4.3	-0.7	3.6
Western Europe	62.3	61.4	117.24	121.56	73.03	74.61	1.5	-3.6	-2.1

	February 2017 vs February 2016								
	Occ %		ADR		RevPAR		Percent Change from February 2016		
	2017	2016	2017	2016	2017	2016	Occ.	ADR	RevPAR
Middle East/Africa	66.3	63.6	153.22	151.58	101.65	96.35	4.4	1.1	5.5
Middle East	71.7	69.5	176.06	179.40	126.24	124.62	3.2	-1.9	1.3
Northern Africa	50.3	43.3	86.28	89.66	43.42	38.81	16.3	-3.8	11.9
Southern Africa	64.6	64.7	128.64	113.06	83.08	73.21	-0.3	13.8	13.5

	February 2017 vs February 2016								
	Occ %		ADR		RevPAR		Percent Change from February 2016		
	2017	2016	2017	2016	2017	2016	Occ.	ADR	RevPAR
Markets	63.9	52.7	77.52	74.83	49.52	39.47	21.1	3.6	25.4
Beijing	71.1	69.0	106.24	106.44	75.54	73.43	3.1	-0.2	2.9
Berlin	60.4	59.2	127.84	122.49	77.22	72.54	2.0	4.4	6.4
Buenos Aires	88.1	81.7	218.45	221.66	192.36	181.14	7.8	-1.4	6.2
Dubai	85.3	76.3	161.55	169.71	137.85	129.50	11.8	-4.8	6.4
Hong Kong	77.5	75.5	163.96	174.63	127.14	131.84	2.7	-6.1	-3.6
Los Angeles	80.4	83.5	171.47	175.15	137.86	146.17	-3.7	-2.1	-5.7
Madrid	70.4	68.4	100.16	96.76	70.53	66.14	3.0	3.5	6.6
New York	76.4	75.9	183.28	186.93	140.12	141.96	0.7	-2.0	-1.3
Paris	60.8	58.4	214.64	202.06	130.55	117.96	4.2	6.2	10.7
Rome	55.8	56.1	119.68	126.04	66.78	70.75	-0.6	-5.0	-5.6
Sydney	90.8	90.5	196.00	178.61	177.89	161.72	0.2	9.7	10.0
Tokyo	86.3	84.7	162.02	165.17	139.88	139.95	1.9	-1.9	0.0
Toronto	68.2	69.7	120.97	118.86	82.52	82.81	-2.1	1.8	-0.4

	Year to Date - February 2017 vs February 2016								
	Occ %		ADR		RevPAR		Percent Change from YTD 2016		
	2017	2016	2017	2016	2017	2016	Occ.	ADR	RevPAR
Asia Pacific	66.6	64.5	105.82	106.13	70.48	68.47	3.2	-0.3	2.9
Central & South Asia	70.1	68.4	126.54	126.57	88.71	86.57	2.5	0.0	2.5
Northeastern Asia	63.6	61.0	89.45	92.44	56.86	56.41	4.2	-3.2	0.8
Southeastern Asia	70.5	69.1	120.40	120.47	84.89	83.19	2.1	-0.1	2.0
Australia & Oceania	75.5	75.3	150.93	137.95	114.00	103.81	0.4	9.4	9.8

	Year to Date - February 2017 vs February 2016								
	Occ %		ADR		RevPAR		Percent Change from YTD 2016		
	2017	2016	2017	2016	2017	2016	Occ.	ADR	RevPAR
Americas	57.4	57.5	122.74	119.90	70.48	68.92	-0.1	2.4	2.3
North America	57.4	57.3	121.58	118.60	69.74	67.99	0.1	2.5	2.6
Caribbean	72.5	73.8	240.89	245.34	174.72	180.94	-1.7	-1.8	-3.4
Central America	64.8	64.1	116.80	122.87	75.63	78.73	1.1	-4.9	-3.9
South America	52.3	54.8	99.93	93.72	52.26	51.40	-4.6	6.6	1.7

	Year to Date - February 2017 vs February 2016								
	Occ %		ADR		RevPAR		Percent Change from YTD 2016		
	2017	2016	2017	2016	2017	2016	Occ.	ADR	RevPAR
Europe	60.6	58.3	105.86	108.64	64.11	63.38	3.8	-2.6	1.1
Eastern Europe	50.9	47.7	75.45	67.66	38.43	32.29	6.7	11.5	19.0
Northern Europe	67.0	65.3	103.52	110.69	69.39	72.25	2.7	-6.5	-4.0
Southern Europe	57.4	54.6	102.79	103.68	59.04	56.63	5.2	-0.9	4.3
Western Europe	59.3	57.6	119.61	121.47	70.97	69.99	3.0	-1.5	1.4

	Year to Date - February 2017 vs February 2016								
	Occ %		ADR		RevPAR		Percent Change from YTD 2016		
	2017	2016	2017	2016	2017	2016	Occ.	ADR	RevPAR
Middle East/Africa	63.4	62.0	155.20	158.65	98.43	98.39	2.3	-2.2	0.0
Middle East	69.9	69.7	177.13	186.62	123.74	130.16	0.2	-5.1	-4.9
Northern Africa	47.9	41.3	84.24	91.27	40.32	37.70	15.9	-7.7	6.9
Southern Africa	58.9	59.4	133.20	117.45	78.45	69.74	-0.8	13.4	12.5

	Participation			
	Properties		Rooms	
	Census	Sample	Census	Sample
Asia Pacific	33,240	8,395	4,307,017	1,568,081
Central & South Asia	3,984	860	277,699	116,274
Northeastern Asia	16,808	4,920	2,853,138	999,686
Southeastern Asia	6,907	1,157	848,449	281,012
Australia & Oceania	5,541	1,458	327,731	171,109

	Participation			
	Properties		Rooms	
	Census	Sample	Census	Sample
Americas	71,762	36,286	6,599,485	4,333,042
North America	63,857	34,823	5,852,066	4,083,469
Caribbean	1,931	270	241,596	65,504
Central America	990	128	60,964	21,867
South America	4,984	1,065	444,859	162,202

	Participation			
	Properties		Rooms	
	Census	Sample	Census	Sample
Europe	61,232	9,752	4,543,217	1,319,434
Eastern Europe	6,287	783	525,199	143,500
Northern Europe	12,657	3,890	908,101	443,901
Southern Europe	17,403	1,960	1,621,707	304,444
Western Europe	24,885	3,119	1,488,210	427,589

	Participation			
	Properties		Rooms	
	Census	Sample	Census	Sample
Middle East/Africa	6,011	1,655	815,989	351,591
Middle East	1,860	835	314,114	205,875
Northern Africa	1,465	213	300,140	59,387
Southern Africa	2,686	607	201,735	86,329

STR Global and STR track over 54,000 hotels worldwide. If you need information on additional countries and cities, please contact us on sales@strglobal.com

Legal Notice

STR Global Limited's Hotel Review is a publication of STR Global Limited and is intended solely for use by paid subscribers. Reproduction or distribution of the Hotel Review, in whole or part, without written permission of STR Global Limited is prohibited and subject to legal action. Site licenses are available. Ownership, distribution and use of the Hotel Review and its contents are subject to the terms set forth in the contract you have entered into with STR Global Limited. Source 2017 STR Global Limited

Country Performance (Data in Local Currency)

For the Month of: February 2017



Countries	February 2017 vs February 2016									February 2017		Year to Date - February 2017 vs February 2016									Participation			
	Occ (%)		ADR		RevPAR		Percent Change from February 2016			Currency ISO Code	Exchange Rate to USD	Occ (%)		ADR		RevPAR		Percent Change from YTD 2016			Properties		Rooms	
	2017	2016	2017	2016	2017	2016	Occ	ADR	RevPAR			2017	2016	2017	2016	2017	2016	Occ	ADR	RevPAR	Occ	Sample	Census	Sample
Austria	56.7	54.9	99.10	99.75	56.20	54.73	3.4	-0.7	2.7	EUR	0.94514	55.6	53.2	100.36	102.47	55.84	54.49	4.6	-2.1	2.5	1,682	184	103,232	29,504
Belgium	65.3	63.8	97.95	100.80	63.99	64.32	2.4	-2.8	-0.5	EUR	0.94514	60.7	59.5	96.25	99.00	58.38	58.89	2.0	-2.8	-0.9	892	162	50,989	23,171
Bulgaria	62.5	57.9	151.22	144.76	94.46	83.77	7.9	4.5	12.8	BGN	1.84794	56.2	52.5	150.65	141.52	84.72	74.27	7.2	6.5	14.1	530	17	60,193	2,460
Croatia	37.4	28.8	501.78	589.67	187.49	169.95	29.6	-14.9	10.3	HRK	7.0155	29.9	22.8	511.57	556.94	152.82	127.03	31.0	-8.1	20.3	365	8	45,869	2,184
Czech Republic	54.6	50.4	1702.85	1682.84	929.89	847.52	8.4	1.2	9.7	CZK	25.5414	52.7	47.9	1772.58	1761.57	934.23	843.93	10.0	0.6	10.7	989	103	61,039	17,203
Estonia	52.9	44.8	67.68	63.21	35.82	28.31	18.2	7.1	26.5	EUR	0.94514	50.7	45.8	70.15	67.36	35.55	30.87	10.6	4.1	15.1	146	14	11,563	3,367
Finland	60.5	60.0	98.23	95.70	59.42	57.45	0.8	2.6	3.4	EUR	0.94514	57.7	57.0	96.79	93.96	55.89	53.60	1.2	3.0	4.3	583	121	48,817	21,286
France	55.3	54.3	105.76	108.76	58.51	59.06	1.9	-2.8	-0.9	EUR	0.94514	55.4	52.6	114.21	112.89	63.27	59.39	5.3	1.2	6.5	8,044	807	499,045	71,718
Germany	65.4	64.9	99.11	95.73	64.84	62.13	0.8	3.5	4.4	EUR	0.94514	61.3	60.1	98.59	95.27	60.42	57.28	1.9	3.5	5.5	9,646	1,225	601,006	210,271
Greece	57.8	52.5	85.61	82.89	49.45	43.52	10.0	3.3	13.6	EUR	0.94514	54.0	50.0	85.96	83.34	46.38	41.69	7.8	3.1	11.2	1,704	74	145,644	9,506
Hungary	58.1	51.9	19919.03	19015.07	11566.69	9860.84	12.0	4.8	17.3	HUF	291.242	54.9	50.2	20139.43	19904.62	11064.13	9991.02	9.4	1.2	10.7	676	68	45,303	12,528
Ireland	67.4	66.4	110.18	104.41	74.27	69.28	1.6	5.5	7.2	EUR	0.94514	63.2	61.9	107.23	101.76	67.81	63.03	2.1	5.4	7.6	748	168	59,169	24,880
Israel	61.1	56.2	581.42	611.73	355.18	343.77	8.7	-5.0	3.3	ILS	3.67761	57.6	54.4	591.60	620.56	340.57	337.29	5.9	-4.7	1.0	349	67	48,115	16,631
Italy	59.4	57.2	109.43	108.35	64.97	61.96	3.8	1.0	4.9	EUR	0.94514	54.8	51.3	106.77	106.48	58.50	54.63	6.8	0.3	7.1	6,225	632	347,366	75,184
Latvia	47.1	49.2	60.83	56.97	28.64	28.02	-4.3	6.8	2.2	EUR	0.94514	46.2	48.0	61.42	56.86	28.41	27.29	-3.6	8.0	4.1	130	25	9,047	3,405
Lithuania	50.0	45.9	55.22	54.09	27.58	24.81	8.9	2.1	11.2	EUR	0.94514	49.3	43.9	55.36	54.11	27.31	23.73	12.5	2.3	15.1	141	25	8,121	3,075
Malta	59.5	51.1	102.54	80.79	61.03	41.28	16.5	26.9	47.8	EUR	0.94514	56.3	50.5	97.81	84.42	55.05	42.66	11.4	15.9	29.0	135	13	18,434	3,528
Netherlands	64.2	61.7	107.27	103.60	68.88	63.95	4.0	3.5	7.7	EUR	0.94514	60.4	57.6	102.47	99.90	61.93	57.52	5.0	2.6	7.7	2,007	352	114,537	52,435
Poland	60.5	59.8	245.30	232.46	148.33	138.96	1.2	5.5	6.7	PLN	4.07658	56.1	56.5	243.41	232.91	136.46	131.50	-0.7	4.5	3.8	950	196	74,483	30,529
Portugal	55.6	47.9	79.56	70.89	44.21	33.92	16.1	12.2	30.3	EUR	0.94514	50.6	43.6	79.36	72.21	40.17	31.47	16.2	9.9	27.6	1,343	172	112,944	24,253
Romania	63.3	60.2	299.01	293.91	189.29	176.94	5.2	1.7	7.0	RON	4.26744	56.9	55.4	296.61	291.61	168.88	161.49	2.8	1.7	4.6	359	43	27,836	6,654
Russia	53.7	49.2	5110.77	5035.11	2743.58	2475.20	9.2	1.5	10.8	RUB	58.0059	49.1	45.0	4937.37	4973.37	2425.77	2240.11	9.1	-0.7	8.3	1,743	224	172,138	52,181
Slovakia	53.1	49.6	65.23	63.24	34.64	31.36	7.1	3.1	10.5	EUR	0.94514	51.6	49.3	65.89	63.11	34.01	31.09	4.8	4.4	9.4	329	33	18,692	3,770
Spain	69.8	68.6	105.54	99.36	73.63	68.12	1.8	6.2	8.1	EUR	0.94514	65.2	63.3	100.93	94.81	65.84	60.05	3.0	6.5	9.6	4,564	692	548,745	119,754
Switzerland	58.5	58.9	229.79	249.55	134.45	146.91	-0.6	-7.9	-8.5	CHF	1.00741	56.7	55.8	241.79	254.44	137.07	141.89	1.7	-5.0	-3.4	2,489	366	110,822	36,214
Turkey	50.5	49.7	222.74	233.31	112.47	115.89	1.7	-4.5	-3.0	TRY	3.59809	49.0	48.6	224.55	241.61	110.01	117.45	0.8	-7.1	-6.3	1,688	261	261,998	46,712
United Kingdom	73.5	72.4	83.47	81.01	61.38	58.62	1.6	3.0	4.7	GBP	0.80444	68.4	66.8	81.93	79.21	56.05	52.88	2.5	3.4	6.0	8,427	3,457	553,816	370,333

STR Global and STR track over 54,000 hotels worldwide. If you need information on additional countries and cities, please contact us on sales@strglobal.com

Legal Notice

STR Global Limited's Hotel Review is a publication of STR Global Limited and is intended solely for use by paid subscribers. Reproduction or distribution of the Hotel Review, in whole or part, without written permission of STR Global Limited is prohibited and subject to legal action. Site licenses are available. Ownership, distribution and use of the Hotel Review and its contents are subject to the terms set forth in the contract you have entered into with STR Global Limited. Source 2017 STR Global Limited

Country Performance (Data in Euros)

For the Month of: February 2017



	February 2017 vs February 2016									Year to Date - February 2017 vs February 2016									Participation			
	Occ (%)		ADR		RevPAR		Percent Change from February 2016			Occ (%)		ADR		RevPAR		Percent Change from YTD 2016			Properties		Rooms	
	2017	2016	2017	2016	2017	2016	Occ	ADR	RevPAR	2017	2016	2017	2016	2017	2016	Occ	ADR	RevPAR	Census	Sample	Census	Sample
Total Europe	64.5	62.7	100.52	100.37	64.88	62.96	2.9	0.2	3.0	60.6	58.3	99.51	99.82	60.26	58.24	3.8	-0.3	3.5	61,232	9,752	4,543,217	1,319,434
Countries																						
Austria	56.7	54.9	99.10	99.75	56.20	54.73	3.4	-0.7	2.7	55.6	53.2	100.36	102.47	55.84	54.49	4.6	-2.1	2.5	1,682	184	103,232	29,504
Belgium	65.3	63.8	97.95	100.80	63.99	64.32	2.4	-2.8	-0.5	60.7	59.5	96.25	99.00	58.38	58.89	2.0	-2.8	-0.9	892	162	50,989	23,171
Bulgaria	62.5	57.9	77.34	74.05	48.31	42.85	7.9	4.4	12.7	56.2	52.5	77.00	72.38	43.30	37.99	7.2	6.4	14.0	530	17	60,193	2,460
Croatia	37.4	28.8	67.60	77.33	25.26	22.29	29.6	-12.6	13.3	29.9	22.8	68.69	72.90	20.52	16.63	31.0	-5.8	23.4	365	8	45,869	2,184
Czech Republic	54.6	50.4	63.01	62.22	34.41	31.33	8.4	1.3	9.8	52.7	47.9	65.59	65.17	34.57	31.22	10.0	0.7	10.7	989	103	61,039	17,203
Estonia	52.9	44.8	67.68	63.21	35.82	28.31	18.2	7.1	26.5	50.7	45.8	70.15	67.36	35.55	30.87	10.6	4.1	15.1	146	14	11,563	3,367
Finland	60.5	60.0	98.23	95.70	59.42	57.45	0.8	2.6	3.4	57.7	57.0	96.79	93.96	55.89	53.60	1.2	3.0	4.3	583	121	48,817	21,286
France	55.3	54.3	105.76	108.76	58.51	59.06	1.9	-2.8	-0.9	55.4	52.6	114.21	112.89	63.27	59.39	5.3	1.2	6.5	8,044	807	499,045	71,718
Germany	65.4	64.9	99.11	95.73	64.84	62.13	0.8	3.5	4.4	61.3	60.1	98.59	95.27	60.42	57.28	1.9	3.5	5.5	9,646	1,225	601,006	210,271
Greece	57.8	52.5	85.61	82.89	49.45	43.52	10.0	3.3	13.6	54.0	50.0	85.96	83.34	46.38	41.69	7.8	3.1	11.2	1,704	74	145,644	9,506
Hungary	58.1	51.9	64.64	61.02	37.54	31.65	12.0	5.9	18.6	54.9	50.2	65.05	63.97	35.73	32.11	9.4	1.7	11.3	676	68	45,303	12,528
Ireland	67.4	66.4	110.18	104.41	74.27	69.28	1.6	5.5	7.2	63.2	61.9	107.23	101.76	67.81	63.03	2.1	5.4	7.6	748	168	59,169	24,880
Israel	61.1	56.2	149.43	142.87	91.28	80.29	8.7	4.6	13.7	57.6	54.4	149.21	144.78	85.90	78.69	5.9	3.1	9.2	349	67	48,115	16,631
Italy	59.4	57.2	109.43	108.35	64.97	61.96	3.8	1.0	4.9	54.8	51.3	106.77	106.48	58.50	54.63	6.8	0.3	7.1	6,225	632	347,366	75,184
Latvia	47.1	49.2	60.83	56.97	28.64	28.02	-4.3	6.8	2.2	46.2	48.0	61.42	56.86	28.41	27.29	-3.6	8.0	4.1	130	25	9,047	3,405
Lithuania	50.0	45.9	55.22	54.09	27.58	24.81	8.9	2.1	11.2	49.3	43.9	55.36	54.11	27.31	23.73	12.5	2.3	15.1	141	25	8,121	3,075
Malta	59.5	51.1	102.54	80.79	61.03	41.28	16.5	26.9	47.8	56.3	50.5	97.81	84.42	55.05	42.66	11.4	15.9	29.0	135	13	18,434	3,528
Netherlands	64.2	61.7	107.27	103.60	68.88	63.95	4.0	3.5	7.7	60.4	57.6	102.47	99.90	61.93	57.52	5.0	2.6	7.7	2,007	352	114,537	52,435
Poland	60.5	59.8	56.87	53.14	34.39	31.77	1.2	7.0	8.3	56.1	56.5	56.31	52.97	31.57	29.91	-0.7	6.3	5.6	950	196	74,483	30,529
Portugal	55.6	47.9	79.56	70.89	44.21	33.92	16.1	12.2	30.3	50.6	43.6	79.36	72.21	40.17	31.47	16.2	9.9	27.6	1,343	172	112,944	24,253
Romania	63.3	60.2	66.22	65.81	41.92	39.62	5.2	0.6	5.8	56.9	55.4	65.74	64.81	37.43	35.89	2.8	1.4	4.3	359	43	27,836	6,654
Russia	53.7	49.2	83.27	60.41	44.70	29.70	9.2	37.8	50.5	49.1	45.0	78.85	60.22	38.74	27.12	9.1	30.9	42.8	1,743	224	172,138	52,181
Slovakia	53.1	49.6	65.23	63.24	34.64	31.36	7.1	3.1	10.5	51.6	49.3	65.89	63.11	34.01	31.09	4.8	4.4	9.4	329	33	18,692	3,770
Spain	69.8	68.6	105.54	99.36	73.63	68.12	1.8	6.2	8.1	65.2	63.3	100.93	94.81	65.84	60.05	3.0	6.5	9.6	4,564	692	548,745	119,754
Switzerland	58.5	58.9	215.59	229.02	126.14	134.82	-0.6	-5.9	-6.4	56.7	55.8	226.63	231.53	128.48	129.11	1.7	-2.1	-0.5	2,489	366	110,822	36,214
Turkey	50.5	49.7	58.51	71.30	29.54	35.42	1.7	-17.9	-16.6	49.0	48.6	56.82	74.72	27.84	36.32	0.8	-24.0	-23.4	1,688	261	261,998	46,712
United Kingdom	73.5	72.4	98.07	102.79	72.12	74.38	1.6	-4.6	-3.0	68.4	66.8	96.15	102.23	65.78	68.25	2.5	-6.0	-3.6	8,427	3,457	553,816	370,333

STR Global and STR track over 54,000 hotels worldwide. If you need information on additional countries and cities, please contact us on sales@strglobal.com

Legal Notice

STR Global Limited's Hotel Review is a publication of STR Global Limited and is intended solely for use by paid subscribers. Reproduction or distribution of the Hotel Review, in whole or part, without written permission of STR Global Limited is prohibited and subject to legal action. Site licenses are available. Ownership, distribution and use of the Hotel Review and its contents are subject to the terms set forth in the contract you have entered into with STR Global Limited. Source 2017 STR Global Limited

Country Performance (Data in British Pounds)

For the Month of: February 2017



	February 2017 vs February 2016										Year to Date - February 2017 vs February 2016									Participation			
	Occ (%)		ADR		RevPAR		Percent Change from February 2016			Occ (%)		ADR		RevPAR		Percent Change from YTD 2016			Properties		Rooms		
	2017	2016	2017	2016	2017	2016	Occ	ADR	RevPAR	2017	2016	2017	2016	2017	2016	Occ	ADR	RevPAR	Census	Sample	Census	Sample	
Total Europe	64.5	62.7	85.56	79.10	55.22	49.62	2.9	8.2	11.3	60.6	58.3	84.80	77.33	51.35	45.11	3.8	9.7	13.8	61,232	9,752	4,543,217	1,319,434	
Countries																							
Austria	56.7	54.9	84.35	78.62	47.83	43.13	3.4	7.3	10.9	55.6	53.2	85.53	79.27	47.59	42.16	4.6	7.9	12.9	1,682	184	103,232	29,504	
Belgium	65.3	63.8	83.37	79.44	54.46	50.69	2.4	4.9	7.4	60.7	59.5	82.02	76.71	49.74	45.63	2.0	6.9	9.0	892	162	50,989	23,171	
Bulgaria	62.5	57.9	65.83	58.36	41.12	33.78	7.9	12.8	21.7	56.2	52.5	65.61	56.11	36.90	29.45	7.2	16.9	25.3	530	17	60,193	2,460	
Croatia	37.4	28.8	57.54	60.94	21.50	17.56	29.6	-5.6	22.4	29.9	22.8	58.52	56.72	17.48	12.94	31.0	3.2	35.1	365	8	45,869	2,184	
Czech Republic	54.6	50.4	53.63	49.04	29.29	24.70	8.4	9.4	18.6	52.7	47.9	55.90	50.42	29.46	24.15	10.0	10.9	22.0	989	103	61,039	17,203	
Estonia	52.9	44.8	57.60	49.82	30.49	22.31	18.2	15.6	36.6	50.7	45.8	59.78	52.03	30.29	23.85	10.6	14.9	27.0	146	14	11,563	3,367	
Finland	60.5	60.0	83.60	75.43	50.57	45.28	0.8	10.8	11.7	57.7	57.0	82.48	72.77	47.63	41.51	1.2	13.3	14.7	583	121	48,817	21,286	
France	55.3	54.3	90.02	85.72	49.80	46.55	1.9	5.0	7.0	55.4	52.6	97.34	87.32	53.92	45.94	5.3	11.5	17.4	8,044	807	499,045	71,718	
Germany	65.4	64.9	84.36	75.45	55.19	48.96	0.8	11.8	12.7	61.3	60.1	84.01	73.81	51.48	44.38	1.9	13.8	16.0	9,646	1,225	601,006	210,271	
Greece	57.8	52.5	72.86	65.33	42.09	34.30	10.0	11.5	22.7	54.0	50.0	73.25	64.52	39.52	32.28	7.8	13.5	22.4	1,704	74	145,644	9,506	
Hungary	58.1	51.9	55.02	48.10	31.95	24.94	12.0	14.4	28.1	54.9	50.2	55.43	49.48	30.45	24.83	9.4	12.0	22.6	676	68	45,303	12,528	
Ireland	67.4	66.4	93.78	82.29	63.22	54.60	1.6	14.0	15.8	63.2	61.9	91.37	78.86	57.78	48.84	2.1	15.9	18.3	748	168	59,169	24,880	
Israel	61.1	56.2	127.18	112.60	77.69	63.28	8.7	12.9	22.8	57.6	54.4	127.15	112.03	73.20	60.89	5.9	13.5	20.2	349	67	48,115	16,631	
Italy	59.4	57.2	93.14	85.40	55.30	48.83	3.8	9.1	13.2	54.8	51.3	90.98	82.56	49.85	42.36	6.8	10.2	17.7	6,225	632	347,366	75,184	
Latvia	47.1	49.2	51.77	44.90	24.38	22.08	-4.3	15.3	10.4	46.2	48.0	52.35	44.00	24.21	21.12	-3.6	19.0	14.6	130	25	9,047	3,405	
Lithuania	50.0	45.9	47.00	42.63	23.48	19.55	8.9	10.3	20.1	49.3	43.9	47.18	41.89	23.27	18.37	12.5	12.6	26.7	141	25	8,121	3,075	
Malta	59.5	51.1	87.27	63.67	51.94	32.54	16.5	37.1	59.6	56.3	50.5	83.34	65.27	46.91	32.98	11.4	27.7	42.2	135	13	18,434	3,528	
Netherlands	64.2	61.7	91.30	81.65	58.63	50.40	4.0	11.8	16.3	60.4	57.6	87.31	77.43	52.77	44.58	5.0	12.8	18.4	2,007	352	114,537	52,435	
Poland	60.5	59.8	48.41	41.88	29.27	25.04	1.2	15.6	16.9	56.1	56.5	47.98	41.02	26.90	23.16	-0.7	17.0	16.2	950	196	74,483	30,529	
Portugal	55.6	47.9	67.71	55.87	37.63	26.74	16.1	21.2	40.7	50.6	43.6	67.62	55.94	34.23	24.38	16.2	20.9	40.4	1,343	172	112,944	24,253	
Romania	63.3	60.2	56.36	51.87	35.68	31.23	5.2	8.7	14.3	56.9	55.4	56.02	50.22	31.89	27.81	2.8	11.5	14.7	359	43	27,836	6,654	
Russia	53.7	49.2	70.88	47.61	38.05	23.40	9.2	48.9	62.6	49.1	45.0	67.19	46.66	33.01	21.02	9.1	44.0	57.1	1,743	224	172,138	52,181	
Slovakia	53.1	49.6	55.52	49.84	29.49	24.72	7.1	11.4	19.3	51.6	49.3	56.15	48.83	28.98	24.05	4.8	15.0	20.5	329	33	18,692	3,770	
Spain	69.8	68.6	89.83	78.31	62.67	53.69	1.8	14.7	16.7	65.2	63.3	86.00	73.51	56.10	46.56	3.0	17.0	20.5	4,564	692	548,745	119,754	
Switzerland	58.5	58.9	183.50	180.50	107.36	106.26	-0.6	1.7	1.0	56.7	55.8	193.14	179.23	109.49	99.95	1.7	7.8	9.5	2,489	366	110,822	36,214	
Turkey	50.5	49.7	49.80	56.19	25.15	27.91	1.7	-11.4	-9.9	49.0	48.6	48.42	57.78	23.72	28.09	0.8	-16.2	-15.5	1,688	261	261,998	46,712	
United Kingdom	73.5	72.4	83.47	81.01	61.38	58.62	1.6	3.0	4.7	68.4	66.8	81.93	79.21	56.05	52.88	2.5	3.4	6.0	8,427	3,457	553,816	370,333	

STR Global and STR track over 54,000 hotels worldwide. If you need information on additional countries and cities, please contact us on sales@strglobal.com

Legal Notice

STR Global Limited's Hotel Review is a publication of STR Global Limited and is intended solely for use by paid subscribers. Reproduction or distribution of the Hotel Review, in whole or part, without written permission of STR Global Limited is prohibited and subject to legal action. Site licenses are available. Ownership, distribution and use of the Hotel Review and its contents are subject to the terms set forth in the contract you have entered into with STR Global Limited. Source 2017 STR Global Limited

Country Performance (Data in US Dollars)

For the Month of: February 2017



	February 2017 vs February 2016									Year to Date - February 2017 vs February 2016									Participation			
	Occ (%)		ADR		RevPAR		Percent Change from February 2016			Occ (%)		ADR		RevPAR		Percent Change from YTD 2016			Properties		Rooms	
	2017	2016	2017	2016	2017	2016	Occ	ADR	RevPAR	2017	2016	2017	2016	2017	2016	Occ	ADR	RevPAR	Census	Sample	Census	Sample
Total Europe	64.5	62.7	106.36	109.73	68.64	68.83	2.9	-3.1	-0.3	60.6	58.3	105.86	108.64	64.11	63.38	3.8	-2.6	1.1	61,232	9,752	4,543,217	1,319,434
Countries																						
Austria	56.7	54.9	104.85	109.05	59.46	59.83	3.4	-3.9	-0.6	55.6	53.2	106.80	111.48	59.43	59.28	4.6	-4.2	0.2	1,682	184	103,232	29,504
Belgium	65.3	63.8	103.64	110.20	67.70	70.32	2.4	-6.0	-3.7	60.7	59.5	102.38	107.75	62.09	64.09	2.0	-5.0	-3.1	892	162	50,989	23,171
Bulgaria	62.5	57.9	81.83	80.96	51.11	46.85	7.9	1.1	9.1	56.2	52.5	81.90	78.79	46.05	41.35	7.2	3.9	11.4	530	17	60,193	2,460
Croatia	37.4	28.8	71.52	84.54	26.73	24.36	29.6	-15.4	9.7	29.9	22.8	73.01	79.43	21.81	18.12	31.0	-8.1	20.4	365	8	45,869	2,184
Czech Republic	54.6	50.4	66.67	68.02	36.41	34.26	8.4	-2.0	6.3	52.7	47.9	69.81	70.90	36.79	33.97	10.0	-1.5	8.3	989	103	61,039	17,203
Estonia	52.9	44.8	71.61	69.10	37.90	30.95	18.2	3.6	22.5	50.7	45.8	74.65	73.25	37.83	33.57	10.6	1.9	12.7	146	14	11,563	3,367
Finland	60.5	60.0	103.93	104.63	62.87	62.80	0.8	-0.7	0.1	57.7	57.0	102.98	102.25	59.46	58.33	1.2	0.7	1.9	583	121	48,817	21,286
France	55.3	54.3	111.90	118.91	61.91	64.57	1.9	-5.9	-4.1	55.4	52.6	121.60	122.81	67.36	64.61	5.3	-1.0	4.3	8,044	807	499,045	71,718
Germany	65.4	64.9	104.87	104.66	68.60	67.92	0.8	0.2	1.0	61.3	60.1	104.88	103.69	64.27	62.34	1.9	1.2	3.1	9,646	1,225	601,006	210,271
Greece	57.8	52.5	90.58	90.62	52.32	47.58	10.0	-0.1	10.0	54.0	50.0	91.45	90.69	49.34	45.37	7.8	0.8	8.8	1,704	74	145,644	9,506
Hungary	58.1	51.9	68.39	66.71	39.72	34.60	12.0	2.5	14.8	54.9	50.2	69.21	69.59	38.02	34.93	9.4	-0.6	8.8	676	68	45,303	12,528
Ireland	67.4	66.4	116.57	114.15	78.58	75.74	1.6	2.1	3.8	63.2	61.9	114.06	110.76	72.13	68.60	2.1	3.0	5.1	748	168	59,169	24,880
Israel	61.1	56.2	158.10	156.19	96.58	87.77	8.7	1.2	10.0	57.6	54.4	158.75	157.52	91.39	85.62	5.9	0.8	6.7	349	67	48,115	16,631
Italy	59.4	57.2	115.78	118.46	68.74	67.74	3.8	-2.3	1.5	54.8	51.3	113.56	115.91	62.22	59.47	6.8	-2.0	4.6	6,225	632	347,366	75,184
Latvia	47.1	49.2	64.36	62.28	30.30	30.63	-4.3	3.3	-1.1	46.2	48.0	65.37	61.86	30.23	29.69	-3.6	5.7	1.8	130	25	9,047	3,405
Lithuania	50.0	45.9	58.42	59.13	29.19	27.12	8.9	-1.2	7.6	49.3	43.9	58.91	58.88	29.06	25.82	12.5	0.0	12.5	141	25	8,121	3,075
Malta	59.5	51.1	108.49	88.32	64.57	45.13	16.5	22.8	43.1	56.3	50.5	104.03	91.82	58.55	46.41	11.4	13.3	26.2	135	13	18,434	3,528
Netherlands	64.2	61.7	113.50	113.26	72.88	69.91	4.0	0.2	4.3	60.4	57.6	108.98	108.74	65.87	62.61	5.0	0.2	5.2	2,007	352	114,537	52,435
Poland	60.5	59.8	60.17	58.10	36.39	34.73	1.2	3.6	4.8	56.1	56.5	59.90	57.64	33.58	32.54	-0.7	3.9	3.2	950	196	74,483	30,529
Portugal	55.6	47.9	84.18	77.50	46.78	37.09	16.1	8.6	26.1	50.6	43.6	84.41	78.59	42.73	34.25	16.2	7.4	24.8	1,343	172	112,944	24,253
Romania	63.3	60.2	70.07	71.95	44.36	43.31	5.2	-2.6	2.4	56.9	55.4	69.92	70.54	39.81	39.06	2.8	-0.9	1.9	359	43	27,836	6,654
Russia	53.7	49.2	88.11	66.04	47.30	32.47	9.2	33.4	45.7	49.1	45.0	83.85	65.54	41.20	29.52	9.1	27.9	39.5	1,743	224	172,138	52,181
Slovakia	53.1	49.6	69.01	69.14	36.65	34.28	7.1	-0.2	6.9	51.6	49.3	70.12	68.66	36.19	33.82	4.8	2.1	7.0	329	33	18,692	3,770
Spain	69.8	68.6	111.66	108.63	77.91	74.47	1.8	2.8	4.6	65.2	63.3	107.34	103.20	70.02	65.37	3.0	4.0	7.1	4,564	692	548,745	119,754
Switzerland	58.5	58.9	228.10	250.38	133.46	147.39	-0.6	-8.9	-9.5	56.7	55.8	241.22	251.93	136.74	140.49	1.7	-4.3	-2.7	2,489	366	110,822	36,214
Turkey	50.5	49.7	61.90	77.95	31.26	38.72	1.7	-20.6	-19.3	49.0	48.6	60.45	81.28	29.62	39.51	0.8	-25.6	-25.0	1,688	261	261,998	46,712
United Kingdom	73.5	72.4	103.76	112.38	76.31	81.32	1.6	-7.7	-6.2	68.4	66.8	102.27	111.26	69.96	74.29	2.5	-8.1	-5.8	8,427	3,457	553,816	370,333

STR Global and STR track over 54,000 hotels worldwide. If you need information on additional countries and cities, please contact us on sales@strglobal.com

Legal Notice

STR Global Limited's Hotel Review is a publication of STR Global Limited and is intended solely for use by paid subscribers. Reproduction or distribution of the Hotel Review, in whole or part, without written permission of STR Global Limited is prohibited and subject to legal action. Site licenses are available. Ownership, distribution and use of the Hotel Review and its contents are subject to the terms set forth in the contract you have entered into with STR Global Limited. Source 2017 STR Global Limited

Market Performance (Data in Local Currency)

For the Month of: February 2017



Markets	February 2017 vs February 2016									February 2017		Year to Date - February 2017 vs February 2016									Participation			
	Occ (%)		ADR		RevPAR		Percent Change from February 2016			Currency ISO Code	Exchange Rate to USD	Occ (%)		ADR		RevPAR		Percent Change from YTD 2016			Properties		Rooms	
	2017	2016	2017	2016	2017	2016	Occ	ADR	RevPAR			2017	2016	2017	2016	2017	2016	Occ	ADR	RevPAR	Occ	Sample	Census	Sample
Amsterdam	73.2	69.6	127.09	123.45	93.02	85.87	5.2	2.9	8.3	EUR	0.94514	68.4	64.6	118.74	116.71	81.22	75.45	5.8	1.7	7.6	376	128	36,302	25,273
Athens	57.3	55.2	95.30	91.86	54.62	50.74	3.8	3.7	7.6	EUR	0.94514	53.9	50.9	95.15	92.10	51.31	46.87	6.0	3.3	9.5	226	41	19,407	6,278
Baku	44.1	26.4	161.71	138.49	71.34	36.55	67.2	16.8	95.2	AZN	1.7475	43.3	24.9	161.66	133.82	69.96	33.26	74.1	20.8	110.4	62	16	5,965	3,563
Barcelona	70.9	67.5	145.22	147.04	102.92	99.32	4.9	-1.2	3.6	EUR	0.94514	64.0	60.5	124.01	123.75	79.33	74.84	5.8	0.2	6.0	598	136	58,169	20,230
Belgrade	51.5	49.0	8682.53	9281.35	4472.31	4545.59	5.2	-6.5	-1.6	RSD	117.097	47.6	45.1	8609.74	9131.88	4096.38	4118.62	5.5	-5.7	-0.5	63	12	5,343	2,115
Berlin	71.1	69.0	100.42	97.36	71.39	67.17	3.1	3.1	6.3	EUR	0.94514	64.4	62.7	92.00	90.92	59.24	56.98	2.7	1.2	4.0	639	208	65,989	41,354
Bratislava	53.3	49.0	61.72	59.77	32.92	29.26	8.9	3.3	12.5	EUR	0.94514	52.4	49.5	62.03	59.34	32.49	29.39	5.7	4.5	10.5	70	22	4,897	3,002
Brussels	62.7	61.2	106.33	111.41	66.68	68.23	2.4	-4.6	-2.3	EUR	0.94514	58.2	57.5	104.52	108.53	60.81	62.35	1.3	-3.7	-2.5	229	82	21,549	14,395
Bucharest	65.6	62.1	328.25	323.42	215.43	200.72	5.7	1.5	7.3	RON	4.26744	59.4	57.8	323.47	319.00	192.16	184.39	2.8	1.4	4.2	104	27	9,553	4,839
Budapest	58.1	51.7	20490.88	19758.49	11913.98	10205.51	12.6	3.7	16.7	HUF	291.242	55.1	50.4	20702.85	20583.10	11410.33	10364.81	9.5	0.6	10.1	232	62	20,915	11,665
Copenhagen	70.8	63.9	914.52	821.16	647.89	525.11	10.8	11.4	23.4	DKK	7.02571	66.9	59.7	890.03	819.51	595.18	489.38	12.0	8.6	21.6	116	19	17,625	4,098
Dublin	71.4	71.3	117.46	111.14	83.86	79.24	0.1	5.7	5.8	EUR	0.94514	68.6	67.3	113.77	107.82	77.99	72.57	1.8	5.5	7.5	188	91	20,978	15,730
Edinburgh	72.8	71.1	77.88	71.88	56.69	51.10	2.4	8.4	10.9	GBP	0.80444	66.3	65.0	73.45	68.25	48.74	44.35	2.1	7.6	9.9	173	108	13,163	11,381
Frankfurt	69.4	71.0	134.31	137.32	93.17	97.45	-2.3	-2.2	-4.4	EUR	0.94514	66.7	66.9	135.32	135.59	90.32	90.67	-0.2	-0.2	-0.4	147	59	18,838	12,225
Geneva	60.7	61.8	225.39	282.23	136.73	174.53	-1.9	-20.1	-21.7	CHF	1.00741	60.5	60.0	259.66	288.48	157.04	173.13	0.8	-10.0	-9.3	103	41	9,433	5,953
Helsinki	61.1	61.4	101.21	98.36	61.82	60.42	-0.6	2.9	2.3	EUR	0.94514	59.6	61.2	99.46	96.71	59.26	59.22	-2.7	2.8	0.1	90	62	14,118	12,103
Istanbul	47.2	47.6	267.95	285.30	126.56	135.73	-0.7	-6.1	-6.8	TRY	3.59809	46.4	48.3	269.35	294.82	124.87	142.41	-4.0	-8.6	-12.3	509	133	55,057	26,013
Lisbon	62.1	54.2	88.39	81.85	54.85	44.38	14.5	8.0	23.6	EUR	0.94514	59.4	51.0	88.11	82.87	52.37	42.25	16.6	6.3	23.9	178	61	19,154	9,774
London	77.5	75.5	131.90	125.90	102.28	95.04	2.7	4.8	7.6	GBP	0.80444	73.9	70.8	129.55	123.23	95.69	87.27	4.3	5.1	9.7	1,349	598	130,121	94,072
Madrid	70.4	68.4	94.67	88.50	66.66	60.50	3.0	7.0	10.2	EUR	0.94514	64.8	62.6	93.88	88.19	63.82	55.18	3.5	6.5	10.2	434	148	48,916	23,142
Manchester	78.3	78.6	75.34	74.98	59.01	58.96	-0.4	0.5	0.1	GBP	0.80444	73.9	72.9	72.76	72.05	50.77	52.50	1.4	1.0	2.4	130	92	16,100	13,868
Milan	71.4	67.5	145.86	142.95	104.20	96.48	5.8	2.0	8.0	EUR	0.94514	65.3	58.9	134.38	132.89	87.75	78.23	10.9	1.1	12.2	407	132	32,305	18,479
Moscow	61.9	58.1	5641.04	5903.16	3494.24	3430.49	6.6	-4.4	1.9	RUB	58.0059	57.4	53.1	5382.63	5578.97	3092.20	2963.28	8.2	-3.5	4.4	309	82	48,038	22,408
Paris	60.8	58.4	202.86	184.82	123.39	107.90	4.2	9.8	14.4	EUR	0.94514	54.4	58.9	211.29	195.46	136.12	115.14	9.4	8.1	18.2	1,088	126	69,074	14,113
Prague	56.0	51.8	1749.37	1723.65	979.85	892.75	8.1	1.5	9.8	CZK	25.5414	64.6	49.6	1828.95	1819.23	999.15	902.89	10.1	0.5	10.7	507	78	34,900	13,380
Riga	47.9	50.2	61.06	57.13	29.23	28.68	-4.7	6.9	1.9	EUR	0.94514	47.0	48.5	61.66	56.94	28.98	27.60	-3.0	8.3	5.0	100	24	7,401	3,327
Rome	55.8	56.1	113.12	115.29	63.12	64.71	-0.6	-1.9	-2.5	EUR	0.94514	51.5	49.1	115.83	118.41	59.61	58.10	4.9	-2.2	2.6	504	91	40,550	14,708
Saint Petersburg	44.0	42.7	3896.71	3783.56	1713.32	1615.02	3.0	3.0	6.1	RUB	58.0059	41.3	40.7	3835.25	3725.05	1584.89	1515.39	1.6	3.0	4.6	237	36	22,739	10,424
Sofia	62.9	56.9	142.78	137.90	89.85	78.52	10.5	3.5	14.4	BGN	1.84794	55.8	51.2	139.49	131.71	77.90	67.43	9.1	5.9	15.5	87	14	7,522	2,078
Tallinn	52.9	44.8	67.68	63.21	35.82	28.31	18.2	7.1	26.5	EUR	0.94514	50.7	45.8	70.15	67.36	35.55	30.87	10.6	4.1	15.1	72	14	7,141	3,367
Tel Aviv	61.3	60.3	759.60	810.95	465.69	488.66	1.7	-6.3	-4.7	ILS	3.67761	59.2	58.9	765.63	805.62	452.98	474.38	0.5	-5.0	-4.5	70	24	9,380	5,521
Vienna	53.0	50.6	84.31	84.92	44.64	42.99	4.6	-0.7	3.8	EUR	0.94514	52.2	49.3	86.35	88.84	45.09	43.79	5.9	-2.8	3.0	360	116	32,198	20,801
Vilnius	49.9	49.4	59.53	57.47	29.71	28.37	1.1	3.6	4.7	EUR	0.94514	49.6	47.3	60.04	57.66	29.77	27.28	4.8	4.1	9.1	58	19	4,234	2,326
Warsaw	65.8	65.9	277.22	258.01	189.97	170.04	4.0	7.4	11.7	PLN	4.07658	65.7	64.0	273.43	253.32	179.73	162.05	2.8	7.9	10.9	96	49	14,285	11,146
Zurich	68.1	64.4	214.30	236.94	139.62	152.57	1.2	-9.6	-8.5	CHF	1.00741	63.4	63.0	218.85	239.67	138.75	150.91	0.7	-8.7	-8.1	115	63	8,628	6,385

STR Global and STR track over 54,000 hotels worldwide. If you need information on additional countries and cities, please contact us on sales@strglobal.com

Legal Notice

STR Global Limited's Hotel Review is a publication of STR Global Limited and is intended solely for use by paid subscribers. Reproduction or distribution of the Hotel Review, in whole or part, without written permission of STR Global Limited is prohibited and subject to legal action. Site licenses are available. Ownership, distribution and use of the Hotel Review and its contents are subject to the terms set forth in the contract you have entered into with STR Global Limited
Source 2017 STR Global Limited

Market Performance (Data in Euros)

For the Month of: February 2017



	February 2017 vs February 2016									Year to Date - February 2017 vs February 2016									Participation																																																																																																																																																																																																																																																																																																																																																																																																																																																																																																																																																																																																																																																																																																																																																																																																																																									
	Occ (%)		ADR		RevPAR		Percent Change from February 2016			Occ (%)		ADR		RevPAR		Percent Change from YTD 2016			Properties		Rooms																																																																																																																																																																																																																																																																																																																																																																																																																																																																																																																																																																																																																																																																																																																																																																																																																																							
	2017	2016	2017	2016	2017	2016	Occ	ADR	RevPAR	2017	2016	2017	2016	2017	2016	Occ	ADR	RevPAR	Census	Sample	Census	Sample																																																																																																																																																																																																																																																																																																																																																																																																																																																																																																																																																																																																																																																																																																																																																																																																																																						
Total Europe	64.5	62.7	100.52	100.37	64.88	62.96	2.9	0.2	3.0	60.6	58.3	99.51	99.82	60.26	58.24	3.8	-0.3	3.5	61,232	9,752	4,543,217	1,319,434																																																																																																																																																																																																																																																																																																																																																																																																																																																																																																																																																																																																																																																																																																																																																																																																																																						
Markets																								Amsterdam	73.2	69.6	127.09	123.45	93.02	85.87	5.2	2.9	8.3	68.4	64.6	118.74	116.71	81.22	75.45	5.8	1.7	7.6	376	128	36,302	25,273	Athens	57.3	55.2	95.30	91.86	54.62	50.74	3.8	3.7	7.6	53.9	50.9	95.15	92.10	51.31	46.87	6.0	3.3	9.5	226	41	19,407	6,278	Baku	44.1	26.4	87.46	81.08	38.59	21.40	67.2	7.9	80.3	43.3	24.9	83.00	77.79	35.92	19.33	74.1	6.7	85.8	62	16	5,965	3,563	Barcelona	70.9	67.5	145.22	147.04	102.92	99.32	4.9	-1.2	3.6	64.0	60.5	124.01	123.75	79.33	74.84	5.8	0.2	6.0	598	136	58,169	20,230	Belgrade	51.5	49.0	70.08	76.11	36.10	37.28	5.2	-7.9	-3.2	47.6	45.1	69.46	74.46	33.05	33.58	5.5	-6.7	-1.6	63	12	5,343	2,115	Berlin	71.1	69.0	100.42	97.36	71.39	67.17	3.1	3.1	6.3	64.4	62.7	92.00	90.92	59.24	56.98	2.7	1.2	4.0	639	208	65,989	41,354	Bratislava	53.3	49.0	61.72	59.77	32.92	29.26	8.9	3.3	12.5	52.4	49.5	62.03	59.34	32.49	29.39	5.7	4.5	10.5	70	22	4,897	3,002	Brussels	62.7	61.2	106.33	111.41	66.68	68.23	2.4	-4.6	-2.3	58.2	57.5	104.52	108.53	60.81	62.35	1.3	-3.7	-2.5	229	82	21,549	14,395	Bucharest	65.6	62.1	72.70	72.42	47.71	44.94	5.7	0.4	6.2	59.4	57.8	71.69	70.89	42.59	40.98	2.8	1.1	3.9	104	27	9,553	4,839	Budapest	58.1	51.7	66.50	63.41	38.66	32.75	12.6	4.9	18.0	55.1	50.4	66.87	66.16	36.85	33.31	9.5	1.1	10.6	232	62	20,915	11,665	Copenhagen	70.8	63.9	123.03	110.02	87.16	70.35	10.8	11.8	23.9	66.9	59.7	119.70	109.82	80.05	65.58	12.0	9.0	22.1	116	19	17,625	4,098	Dublin	71.4	71.3	117.46	111.14	83.86	79.24	0.1	5.7	5.8	68.6	67.3	113.77	107.82	77.99	72.57	1.8	5.5	7.5	188	91	20,978	15,730	Edinburgh	72.8	71.1	91.50	91.20	66.60	64.83	2.4	0.3	2.7	66.3	65.0	86.21	88.01	57.20	57.19	2.1	-2.0	0.0	173	108	13,163	11,381	Frankfurt	69.4	71.0	134.31	137.32	93.17	97.45	-2.3	-2.2	-4.4	66.7	66.9	135.32	135.59	90.32	90.67	-0.2	-0.2	-0.4	147	59	18,838	12,225	Geneva	60.7	61.8	211.46	259.01	128.28	160.17	-1.9	-18.4	-19.9	60.5	60.0	243.36	262.45	147.18	157.50	0.8	-7.3	-6.6	103	41	9,433	5,953	Helsinki	61.1	61.4	101.21	98.36	61.82	60.42	-0.6	2.9	2.3	59.6	61.2	99.46	96.71	59.26	59.22	-2.7	2.8	0.1	90	62	14,118	12,103	Istanbul	47.2	47.6	70.39	87.19	33.24	41.48	-0.7	-19.3	-19.9	46.4	48.3	68.14	91.21	31.59	44.06	-4.0	-25.3	-28.3	509	133	55,057	26,013	Lisbon	62.1	54.2	88.39	81.85	54.85	44.38	14.5	8.0	23.6	59.4	51.0	88.11	82.87	52.37	42.25	16.6	6.3	23.9	178	61	19,154	9,774	London	77.5	75.5	154.97	159.74	120.17	120.59	2.7	-3.0	-0.4	73.9	70.8	152.02	159.11	112.29	112.67	4.3	-4.5	-0.3	1,349	598	130,121	94,072	Madrid	70.4	68.4	94.67	88.50	66.66	60.50	3.0	7.0	10.2	64.8	62.6	93.88	88.19	60.82	55.18	3.5	6.5	10.2	434	148	48,916	23,142	Manchester	78.3	78.6	88.52	95.14	69.33	74.81	-0.4	-7.0	-7.3	73.9	72.9	85.38	92.98	63.11	67.75	1.4	-8.2	-6.9	130	92	16,100	13,868	Milan	71.4	67.5	145.86	142.95	104.20	96.48	5.8	2.0	8.0	65.3	58.9	134.38	132.89	87.75	78.23	10.9	1.1	12.2	407	132	32,305	18,479	Moscow	61.9	58.1	91.91	70.82	56.93	41.16	6.6	29.8	38.3	57.4	53.1	85.96	67.52	49.38	35.86	8.2	27.3	37.7	309	82	48,038	22,408	Paris	60.8	58.4	202.86	184.82	123.39	107.90	4.2	9.8	14.4	64.4	58.9	211.29	195.46	136.12	115.14	9.4	8.1	18.2	1,088	126	69,074	14,113	Prague	56.0	51.8	64.73	63.73	36.26	33.01	8.1	1.6	9.9	54.6	49.6	67.68	67.30	36.97	33.40	10.1	0.6	10.7	507	78	34,900	13,380	Riga	47.9	50.2	61.06	57.13	29.23	28.68	-4.7	6.9	1.9	47.0	48.5	61.66	56.94	28.98	27.60	-3.0	8.3	5.0	100	24	7,401	3,327	Rome	55.8	56.1	113.12	115.29	63.12	64.71	-0.6	-1.9	-2.5	51.5	49.1	115.83	118.41	59.61	58.10	4.9	-2.2	2.6	504	91	40,550	14,708	Saint Petersburg	44.0	42.7	63.49	45.39	27.92	19.38	3.0	39.9	44.1	41.3	40.7	61.18	45.12	25.28	18.36	1.6	35.6	37.7	237	36	22,739	10,424	Sofia	62.9	56.9	73.03	70.54	45.95	40.17	10.5	3.5	14.4	55.8	51.2	71.30	67.36	39.82	34.49	9.1	5.8	15.4	87	14	7,522	2,078	Tallinn	52.9	44.8	67.68	63.21	35.82	28.31	18.2	7.1	26.5	50.7	45.8	70.15	67.36	35.55	30.87	10.6	4.1	15.1	72	14	7,141	3,367	Tel Aviv	61.3	60.3	195.22	189.40	119.68	114.13	1.7	3.1	4.9	59.2	58.9	193.06	187.96	114.22	110.68	0.5	2.7	3.2	70	24	9,380	5,521	Vienna	53.0	50.6	84.31	84.92	44.64	42.99	4.6	-0.7	3.8	52.2	49.3	86.35	88.84	45.09	43.79	5.9	-2.8	3.0	360	116	32,198	20,801	Vilnius	49.9	49.4	59.53	57.47	29.71	28.37	1.1	3.6	4.7	49.6	47.3	60.04	57.66	29.77	27.28	4.8	4.1	9.1	58	19	4,234	2,326	Warsaw	68.5	65.9	64.27	58.98	44.04	38.87	4.0	9.0	13.3	65.7	64.0	63.25	57.60	41.57	36.85	2.8	9.8	12.8	96	49	14,285	11,146	Zurich	65.1	64.4	201.06	217.45	130.99	140.02	1.2	-7.5	-6.5	63.4	63.0	205.14	218.05	130.06	137.29	0.7	-5.9	-5.3	115	63	8,628	6,385
Amsterdam	73.2	69.6	127.09	123.45	93.02	85.87	5.2	2.9	8.3	68.4	64.6	118.74	116.71	81.22	75.45	5.8	1.7	7.6	376	128	36,302	25,273																																																																																																																																																																																																																																																																																																																																																																																																																																																																																																																																																																																																																																																																																																																																																																																																																																						
Athens	57.3	55.2	95.30	91.86	54.62	50.74	3.8	3.7	7.6	53.9	50.9	95.15	92.10	51.31	46.87	6.0	3.3	9.5	226	41	19,407	6,278																																																																																																																																																																																																																																																																																																																																																																																																																																																																																																																																																																																																																																																																																																																																																																																																																																						
Baku	44.1	26.4	87.46	81.08	38.59	21.40	67.2	7.9	80.3	43.3	24.9	83.00	77.79	35.92	19.33	74.1	6.7	85.8	62	16	5,965	3,563																																																																																																																																																																																																																																																																																																																																																																																																																																																																																																																																																																																																																																																																																																																																																																																																																																						
Barcelona	70.9	67.5	145.22	147.04	102.92	99.32	4.9	-1.2	3.6	64.0	60.5	124.01	123.75	79.33	74.84	5.8	0.2	6.0	598	136	58,169	20,230																																																																																																																																																																																																																																																																																																																																																																																																																																																																																																																																																																																																																																																																																																																																																																																																																																						
Belgrade	51.5	49.0	70.08	76.11	36.10	37.28	5.2	-7.9	-3.2	47.6	45.1	69.46	74.46	33.05	33.58	5.5	-6.7	-1.6	63	12	5,343	2,115																																																																																																																																																																																																																																																																																																																																																																																																																																																																																																																																																																																																																																																																																																																																																																																																																																						
Berlin	71.1	69.0	100.42	97.36	71.39	67.17	3.1	3.1	6.3	64.4	62.7	92.00	90.92	59.24	56.98	2.7	1.2	4.0	639	208	65,989	41,354																																																																																																																																																																																																																																																																																																																																																																																																																																																																																																																																																																																																																																																																																																																																																																																																																																						
Bratislava	53.3	49.0	61.72	59.77	32.92	29.26	8.9	3.3	12.5	52.4	49.5	62.03	59.34	32.49	29.39	5.7	4.5	10.5	70	22	4,897	3,002																																																																																																																																																																																																																																																																																																																																																																																																																																																																																																																																																																																																																																																																																																																																																																																																																																						
Brussels	62.7	61.2	106.33	111.41	66.68	68.23	2.4	-4.6	-2.3	58.2	57.5	104.52	108.53	60.81	62.35	1.3	-3.7	-2.5	229	82	21,549	14,395																																																																																																																																																																																																																																																																																																																																																																																																																																																																																																																																																																																																																																																																																																																																																																																																																																						
Bucharest	65.6	62.1	72.70	72.42	47.71	44.94	5.7	0.4	6.2	59.4	57.8	71.69	70.89	42.59	40.98	2.8	1.1	3.9	104	27	9,553	4,839																																																																																																																																																																																																																																																																																																																																																																																																																																																																																																																																																																																																																																																																																																																																																																																																																																						
Budapest	58.1	51.7	66.50	63.41	38.66	32.75	12.6	4.9	18.0	55.1	50.4	66.87	66.16	36.85	33.31	9.5	1.1	10.6	232	62	20,915	11,665																																																																																																																																																																																																																																																																																																																																																																																																																																																																																																																																																																																																																																																																																																																																																																																																																																						
Copenhagen	70.8	63.9	123.03	110.02	87.16	70.35	10.8	11.8	23.9	66.9	59.7	119.70	109.82	80.05	65.58	12.0	9.0	22.1	116	19	17,625	4,098																																																																																																																																																																																																																																																																																																																																																																																																																																																																																																																																																																																																																																																																																																																																																																																																																																						
Dublin	71.4	71.3	117.46	111.14	83.86	79.24	0.1	5.7	5.8	68.6	67.3	113.77	107.82	77.99	72.57	1.8	5.5	7.5	188	91	20,978	15,730																																																																																																																																																																																																																																																																																																																																																																																																																																																																																																																																																																																																																																																																																																																																																																																																																																						
Edinburgh	72.8	71.1	91.50	91.20	66.60	64.83	2.4	0.3	2.7	66.3	65.0	86.21	88.01	57.20	57.19	2.1	-2.0	0.0	173	108	13,163	11,381																																																																																																																																																																																																																																																																																																																																																																																																																																																																																																																																																																																																																																																																																																																																																																																																																																						
Frankfurt	69.4	71.0	134.31	137.32	93.17	97.45	-2.3	-2.2	-4.4	66.7	66.9	135.32	135.59	90.32	90.67	-0.2	-0.2	-0.4	147	59	18,838	12,225																																																																																																																																																																																																																																																																																																																																																																																																																																																																																																																																																																																																																																																																																																																																																																																																																																						
Geneva	60.7	61.8	211.46	259.01	128.28	160.17	-1.9	-18.4	-19.9	60.5	60.0	243.36	262.45	147.18	157.50	0.8	-7.3	-6.6	103	41	9,433	5,953																																																																																																																																																																																																																																																																																																																																																																																																																																																																																																																																																																																																																																																																																																																																																																																																																																						
Helsinki	61.1	61.4	101.21	98.36	61.82	60.42	-0.6	2.9	2.3	59.6	61.2	99.46	96.71	59.26	59.22	-2.7	2.8	0.1	90	62	14,118	12,103																																																																																																																																																																																																																																																																																																																																																																																																																																																																																																																																																																																																																																																																																																																																																																																																																																						
Istanbul	47.2	47.6	70.39	87.19	33.24	41.48	-0.7	-19.3	-19.9	46.4	48.3	68.14	91.21	31.59	44.06	-4.0	-25.3	-28.3	509	133	55,057	26,013																																																																																																																																																																																																																																																																																																																																																																																																																																																																																																																																																																																																																																																																																																																																																																																																																																						
Lisbon	62.1	54.2	88.39	81.85	54.85	44.38	14.5	8.0	23.6	59.4	51.0	88.11	82.87	52.37	42.25	16.6	6.3	23.9	178	61	19,154	9,774																																																																																																																																																																																																																																																																																																																																																																																																																																																																																																																																																																																																																																																																																																																																																																																																																																						
London	77.5	75.5	154.97	159.74	120.17	120.59	2.7	-3.0	-0.4	73.9	70.8	152.02	159.11	112.29	112.67	4.3	-4.5	-0.3	1,349	598	130,121	94,072																																																																																																																																																																																																																																																																																																																																																																																																																																																																																																																																																																																																																																																																																																																																																																																																																																						
Madrid	70.4	68.4	94.67	88.50	66.66	60.50	3.0	7.0	10.2	64.8	62.6	93.88	88.19	60.82	55.18	3.5	6.5	10.2	434	148	48,916	23,142																																																																																																																																																																																																																																																																																																																																																																																																																																																																																																																																																																																																																																																																																																																																																																																																																																						
Manchester	78.3	78.6	88.52	95.14	69.33	74.81	-0.4	-7.0	-7.3	73.9	72.9	85.38	92.98	63.11	67.75	1.4	-8.2	-6.9	130	92	16,100	13,868																																																																																																																																																																																																																																																																																																																																																																																																																																																																																																																																																																																																																																																																																																																																																																																																																																						
Milan	71.4	67.5	145.86	142.95	104.20	96.48	5.8	2.0	8.0	65.3	58.9	134.38	132.89	87.75	78.23	10.9	1.1	12.2	407	132	32,305	18,479																																																																																																																																																																																																																																																																																																																																																																																																																																																																																																																																																																																																																																																																																																																																																																																																																																						
Moscow	61.9	58.1	91.91	70.82	56.93	41.16	6.6	29.8	38.3	57.4	53.1	85.96	67.52	49.38	35.86	8.2	27.3	37.7	309	82	48,038	22,408																																																																																																																																																																																																																																																																																																																																																																																																																																																																																																																																																																																																																																																																																																																																																																																																																																						
Paris	60.8	58.4	202.86	184.82	123.39	107.90	4.2	9.8	14.4	64.4	58.9	211.29	195.46	136.12	115.14	9.4	8.1	18.2	1,088	126	69,074	14,113																																																																																																																																																																																																																																																																																																																																																																																																																																																																																																																																																																																																																																																																																																																																																																																																																																						
Prague	56.0	51.8	64.73	63.73	36.26	33.01	8.1	1.6	9.9	54.6	49.6	67.68	67.30	36.97	33.40	10.1	0.6	10.7	507	78	34,900	13,380																																																																																																																																																																																																																																																																																																																																																																																																																																																																																																																																																																																																																																																																																																																																																																																																																																						
Riga	47.9	50.2	61.06	57.13	29.23	28.68	-4.7	6.9	1.9	47.0	48.5	61.66	56.94	28.98	27.60	-3.0	8.3	5.0	100	24	7,401	3,327																																																																																																																																																																																																																																																																																																																																																																																																																																																																																																																																																																																																																																																																																																																																																																																																																																						
Rome	55.8	56.1	113.12	115.29	63.12	64.71	-0.6	-1.9	-2.5	51.5	49.1	115.83	118.41	59.61	58.10	4.9	-2.2	2.6	504	91	40,550	14,708																																																																																																																																																																																																																																																																																																																																																																																																																																																																																																																																																																																																																																																																																																																																																																																																																																						
Saint Petersburg	44.0	42.7	63.49	45.39	27.92	19.38	3.0	39.9	44.1	41.3	40.7	61.18	45.12	25.28	18.36	1.6	35.6	37.7	237	36	22,739	10,424																																																																																																																																																																																																																																																																																																																																																																																																																																																																																																																																																																																																																																																																																																																																																																																																																																						
Sofia	62.9	56.9	73.03	70.54	45.95	40.17	10.5	3.5	14.4	55.8	51.2	71.30	67.36	39.82	34.49	9.1	5.8	15.4	87	14	7,522	2,078																																																																																																																																																																																																																																																																																																																																																																																																																																																																																																																																																																																																																																																																																																																																																																																																																																						
Tallinn	52.9	44.8	67.68	63.21	35.82	28.31	18.2	7.1	26.5	50.7	45.8	70.15	67.36	35.55	30.87	10.6	4.1	15.1	72	14	7,141	3,367																																																																																																																																																																																																																																																																																																																																																																																																																																																																																																																																																																																																																																																																																																																																																																																																																																						
Tel Aviv	61.3	60.3	195.22	189.40	119.68	114.13	1.7	3.1	4.9	59.2	58.9	193.06	187.96	114.22	110.68	0.5	2.7	3.2	70	24	9,380	5,521																																																																																																																																																																																																																																																																																																																																																																																																																																																																																																																																																																																																																																																																																																																																																																																																																																						
Vienna	53.0	50.6	84.31	84.92	44.64	42.99	4.6	-0.7	3.8	52.2	49.3	86.35	88.84	45.09	43.79	5.9	-2.8	3.0	360	116	32,198	20,801																																																																																																																																																																																																																																																																																																																																																																																																																																																																																																																																																																																																																																																																																																																																																																																																																																						
Vilnius	49.9	49.4	59.53	57.47	29.71	28.37	1.1	3.6	4.7	49.6	47.3	60.04	57.66	29.77	27.28	4.8	4.1	9.1	58	19	4,234	2,326																																																																																																																																																																																																																																																																																																																																																																																																																																																																																																																																																																																																																																																																																																																																																																																																																																						
Warsaw	68.5	65.9	64.27	58.98	44.04	38.87	4.0	9.0	13.3	65.7	64.0	63.25	57.60	41.57	36.85	2.8	9.8	12.8	96	49	14,285	11,146																																																																																																																																																																																																																																																																																																																																																																																																																																																																																																																																																																																																																																																																																																																																																																																																																																						
Zurich	65.1	64.4	201.06	217.45	130.99	140.02	1.2	-7.5	-6.5	63.4	63.0	205.14	218.05	130.06	137.29	0.7	-5.9	-5.3	115	63	8,628	6,385																																																																																																																																																																																																																																																																																																																																																																																																																																																																																																																																																																																																																																																																																																																																																																																																																																						

STR Global and STR track over 54,000 hotels worldwide. If you need information on additional countries and cities, please contact us on sales@strglobal.com

Legal Notice

STR Global Limited's Hotel Review is a publication of STR Global Limited and is intended solely for use by paid subscribers. Reproduction or distribution of the Hotel Review, in whole or part, without written permission of STR Global Limited is prohibited and subject to legal action. Site licenses are available. Ownership, distribution and use of the Hotel Review and its contents are subject to the terms set forth in the contract you have entered into with STR Global Limited. Source 2017 STR Global Limited

Market Performance (Data in British Pounds)

For the Month of: February 2017



	February 2017 vs February 2016									Year to Date - February 2017 vs February 2016									Participation			
	Occ (%)		ADR		RevPAR		Percent Change from February 2016			Occ (%)		ADR		RevPAR		Percent Change from YTD 2016			Properties		Rooms	
	2017	2016	2017	2016	2017	2016	Occ	ADR	RevPAR	2017	2016	2017	2016	2017	2016	Occ	ADR	RevPAR	Census	Sample	Census	Sample
Total Europe	64.5	62.7	85.56	79.10	55.22	49.62	2.9	8.2	11.3	60.6	58.3	84.80	77.33	51.35	45.11	3.8	9.7	13.8	61,232	9,752	4,543,217	1,319,434
Markets																						
Amsterdam	73.2	69.6	108.17	97.30	79.18	67.68	5.2	11.2	17.0	68.4	64.6	101.17	90.49	69.20	58.50	5.8	11.8	18.3	376	128	36,302	25,273
Athens	57.3	55.2	81.11	72.40	46.49	39.99	3.8	12.0	16.2	53.9	50.9	81.08	71.35	43.72	36.31	6.0	13.6	20.4	226	41	19,407	6,278
Baku	44.1	26.4	74.44	63.90	32.84	16.86	67.2	16.5	94.7	43.3	24.9	70.73	60.29	30.61	14.98	74.1	17.3	104.3	62	16	5,965	3,563
Barcelona	70.9	67.5	123.60	115.89	87.59	78.28	4.9	6.7	11.9	64.0	60.5	105.65	96.27	67.58	58.22	5.8	9.7	16.1	598	136	58,169	20,230
Belgrade	51.5	49.0	59.65	59.99	30.72	29.38	5.2	-0.6	4.6	47.6	45.1	59.19	57.71	28.16	26.03	5.5	2.6	8.2	63	12	5,343	2,115
Berlin	71.1	69.0	85.47	76.73	60.77	52.94	3.1	11.4	14.8	64.4	62.7	78.39	70.55	50.47	44.22	2.7	11.1	14.2	639	208	65,989	41,354
Bratislava	53.3	49.0	52.53	47.11	28.02	23.06	8.9	11.5	21.5	52.4	49.5	52.86	45.90	27.68	22.74	5.7	15.2	21.8	70	22	4,897	3,002
Brussels	62.7	61.2	90.50	87.81	56.75	53.77	2.4	3.1	5.5	58.2	57.5	89.06	84.10	51.82	48.32	1.3	5.9	7.2	229	82	21,549	14,395
Bucharest	65.6	62.1	61.88	57.07	40.61	35.42	5.7	8.4	14.6	59.4	57.8	61.09	54.93	36.29	31.75	2.8	11.2	14.3	104	27	9,553	4,839
Budapest	58.1	51.7	56.60	49.98	32.91	25.81	12.6	13.3	27.5	55.1	50.4	56.98	51.16	31.40	25.76	9.5	11.4	21.9	232	62	20,915	11,665
Copenhagen	70.8	63.9	104.71	86.71	74.18	55.45	10.8	20.8	33.8	66.9	59.7	102.00	85.06	68.21	50.79	12.0	19.9	34.3	116	19	17,625	4,098
Dublin	71.4	71.3	99.98	87.60	71.37	62.45	0.1	14.1	14.3	68.6	67.3	96.95	83.54	66.46	56.23	1.8	16.1	18.2	188	91	20,978	15,730
Edinburgh	72.8	71.1	77.88	71.88	56.69	51.10	2.4	8.4	10.9	66.3	65.0	73.45	68.25	48.74	44.35	2.1	7.6	9.9	173	108	13,163	11,381
Frankfurt	69.4	71.0	114.32	108.22	79.30	76.81	-2.3	5.6	3.2	66.7	66.9	115.32	105.04	76.97	70.24	-0.2	9.8	9.6	147	59	18,838	12,225
Geneva	60.7	61.8	179.98	204.14	109.18	126.24	-1.9	-11.8	-13.5	60.5	60.0	207.42	203.08	125.45	121.87	0.8	2.1	2.9	103	41	9,433	5,953
Helsinki	61.1	61.4	86.14	77.52	52.61	47.62	-0.6	11.1	10.5	59.6	61.2	84.76	74.84	50.50	45.83	-2.7	13.3	10.2	90	62	14,118	12,103
Istanbul	47.2	47.6	59.91	68.72	28.30	32.69	-0.7	-12.8	-13.4	46.4	48.3	58.07	70.49	26.92	34.05	-4.0	-17.6	-20.9	509	133	55,057	26,013
Lisbon	62.1	54.2	75.23	64.51	46.68	34.98	14.5	16.6	33.5	59.4	51.0	75.08	64.16	44.63	32.71	16.6	17.0	36.4	178	61	19,154	9,774
London	77.5	75.5	131.90	125.90	102.28	95.04	2.7	4.8	7.6	73.9	70.8	129.55	123.23	95.69	87.27	4.3	5.1	9.7	1,349	598	130,121	94,072
Madrid	70.4	68.4	80.57	69.75	56.74	47.68	3.0	15.5	19.0	64.8	62.6	80.00	68.34	51.83	42.76	3.5	17.1	21.2	434	148	48,916	23,142
Manchester	78.3	78.6	75.34	74.98	59.01	58.96	-0.4	0.5	0.1	73.9	72.9	72.76	72.05	53.77	52.50	1.4	1.0	2.4	130	92	16,100	13,868
Milan	71.4	67.5	124.15	112.66	88.69	76.04	5.8	10.2	16.6	65.3	58.9	114.50	103.20	74.77	60.75	10.9	10.9	23.1	407	132	32,305	18,479
Moscow	61.9	58.1	78.23	55.82	48.46	32.44	6.6	40.2	49.4	57.4	53.1	73.24	52.36	42.08	27.81	8.2	39.9	51.3	309	82	48,038	22,408
Paris	60.8	58.4	172.66	145.67	105.02	85.04	4.2	18.5	23.5	64.4	58.9	180.08	151.04	116.01	88.97	9.4	19.2	30.4	1,088	126	69,074	14,113
Prague	56.0	51.8	55.10	50.23	30.86	26.01	8.1	9.7	18.6	54.6	49.6	57.68	52.05	31.51	25.83	10.1	10.8	22.0	507	78	34,900	13,380
Riga	47.9	50.2	51.97	45.03	24.88	22.60	-4.7	15.4	10.1	47.0	48.5	52.55	44.07	24.69	21.36	-3.0	19.2	15.6	100	24	7,401	3,327
Rome	55.8	56.1	96.28	90.86	53.72	51.00	-0.6	6.0	5.3	51.5	49.1	98.70	91.77	50.79	45.03	4.9	7.5	12.8	504	91	40,550	14,708
Saint Petersburg	44.0	42.7	54.04	35.78	23.76	15.27	3.0	51.0	55.6	41.3	40.7	52.13	34.94	21.54	14.21	1.6	49.2	51.6	237	36	22,739	10,424
Sofia	62.9	56.9	62.16	55.60	39.11	31.66	10.5	11.8	23.5	55.8	51.2	60.75	52.25	33.93	26.75	9.1	16.3	26.8	87	14	7,522	2,078
Tallinn	52.9	44.8	57.60	49.82	30.49	22.31	18.2	15.6	36.6	50.7	45.8	59.78	52.03	30.29	23.85	10.6	14.9	27.0	72	14	7,141	3,367
Tel Aviv	61.3	60.3	166.16	149.27	101.87	89.95	1.7	11.3	13.2	59.2	58.9	164.52	145.47	97.34	85.66	0.5	13.1	13.6	70	24	9,380	5,521
Vienna	53.0	50.6	71.76	66.93	38.00	33.88	4.6	7.2	12.1	52.2	49.3	73.59	68.69	38.43	33.86	5.9	7.1	13.5	360	116	32,198	20,801
Vilnius	49.9	49.4	50.67	45.29	25.29	22.36	1.1	11.9	13.1	49.6	47.3	51.17	44.64	25.37	21.12	4.8	14.6	20.1	58	19	4,234	2,326
Warsaw	68.5	65.9	54.71	46.49	37.49	30.64	4.0	17.7	22.4	65.7	64.0	53.90	44.60	35.43	28.53	2.8	20.8	24.2	96	49	14,285	11,146
Zurich	65.1	64.4	171.13	171.38	111.49	110.35	1.2	-0.1	1.0	63.4	63.0	174.82	168.73	110.83	106.24	0.7	3.6	4.3	115	63	8,628	6,385

STR Global and STR track over 54,000 hotels worldwide. If you need information on additional countries and cities, please contact us on sales@strglobal.com

Legal Notice

STR Global Limited's Hotel Review is a publication of STR Global Limited and is intended solely for use by paid subscribers. Reproduction or distribution of the Hotel Review, in whole or part, without written permission of STR Global Limited is prohibited and subject to legal action.

Site licenses are available. Ownership, distribution and use of the Hotel Review and its contents are subject to the terms set forth in the contract you have entered into with STR Global Limited

Source 2017 STR Global Limited

Market Performance (Data in US Dollars)

For the Month of: February 2017



	February 2017 vs February 2016									Year to Date - February 2017 vs February 2016									Participation			
	Occ (%)		ADR		RevPAR		Percent Change from February 2016			Occ (%)		ADR		RevPAR		Percent Change from YTD 2016			Properties		Rooms	
	2017	2016	2017	2016	2017	2016	Occ	ADR	RevPAR	2017	2016	2017	2016	2017	2016	Occ	ADR	RevPAR	Census	Sample	Census	Sample
Total Europe	64.5	62.7	106.36	109.73	68.64	68.83	2.9	-3.1	-0.3	60.6	58.3	105.86	108.64	64.11	63.38	3.8	-2.6	1.1	61,232	9,752	4,543,217	1,319,434
Markets																						
Amsterdam	73.2	69.6	134.47	134.97	98.42	93.88	5.2	-0.4	4.8	68.4	64.6	126.27	127.04	86.37	82.13	5.8	-0.6	5.2	376	128	36,302	25,273
Athens	57.3	55.2	100.83	100.43	57.79	55.48	3.8	0.4	4.2	53.9	50.9	101.23	100.23	54.58	51.01	6.0	1.0	7.0	226	41	19,407	6,278
Baku	44.1	26.4	92.54	88.64	40.83	23.39	67.2	4.4	74.5	43.3	24.9	88.30	84.67	38.21	21.04	74.1	4.3	81.6	62	16	5,965	3,563
Barcelona	70.9	67.5	153.65	160.76	108.89	108.58	4.9	-4.4	0.3	64.0	60.5	131.77	134.82	84.29	81.54	5.8	-2.3	3.4	598	136	58,169	20,230
Belgrade	51.5	49.0	74.15	83.21	38.19	40.75	5.2	-10.9	-6.3	47.6	45.1	73.89	81.05	35.16	36.55	5.5	-8.8	-3.8	63	12	5,343	2,115
Berlin	71.1	69.0	106.24	106.44	75.54	73.43	3.1	-0.2	2.9	64.4	62.7	97.81	98.99	62.98	62.04	2.7	-1.2	1.5	639	208	65,989	41,354
Bratislava	53.3	49.0	65.30	65.35	34.83	31.99	8.9	-0.1	8.9	52.4	49.5	66.01	64.55	34.57	31.98	5.7	2.3	8.1	70	22	4,897	3,002
Brussels	62.7	61.2	112.50	121.80	70.55	74.59	2.4	-7.6	-5.4	58.2	57.5	111.17	118.12	64.68	67.86	1.3	-5.9	-4.7	229	82	21,549	14,395
Bucharest	65.6	62.1	76.92	79.17	50.48	49.13	5.7	-2.8	2.7	59.4	57.8	76.25	77.15	45.30	44.60	2.8	-1.2	1.6	104	27	9,553	4,839
Budapest	58.1	51.7	70.36	69.32	40.91	35.81	12.6	1.5	14.2	55.1	50.4	71.14	71.97	39.21	36.24	9.5	-1.1	8.2	232	62	20,915	11,665
Copenhagen	70.8	63.9	130.17	120.28	92.22	76.91	10.8	8.2	19.9	66.9	59.7	127.33	119.51	85.15	71.37	12.0	6.5	19.3	116	19	17,625	4,098
Dublin	71.4	71.3	124.28	121.51	88.72	86.63	0.1	2.3	2.4	68.6	67.3	121.03	117.35	82.97	78.98	1.8	3.1	5.0	188	91	20,978	15,730
Edinburgh	72.8	71.1	96.81	99.70	70.47	70.88	2.4	-2.9	-0.6	66.3	65.0	91.66	95.81	60.82	62.26	2.1	-4.3	-2.3	173	108	13,163	11,381
Frankfurt	69.4	71.0	142.11	150.12	98.58	106.54	-2.3	-5.3	-7.5	66.7	66.9	143.99	147.57	96.11	98.68	-0.2	-2.4	-2.6	147	59	18,838	12,225
Geneva	60.7	61.8	223.73	283.17	135.73	175.11	-1.9	-21.0	-22.5	60.5	60.0	259.17	285.54	156.74	171.36	0.8	-9.2	-8.5	103	41	9,433	5,953
Helsinki	61.1	61.4	107.08	107.53	65.40	66.05	-0.6	-0.4	-1.0	59.6	61.2	105.82	105.22	63.06	64.43	-2.7	0.6	-2.1	90	62	14,118	12,103
Istanbul	47.2	47.6	74.47	95.32	35.17	45.35	-0.7	-21.9	-22.4	46.4	48.3	72.50	99.20	33.61	47.92	-4.0	-26.9	-29.9	509	133	55,057	26,013
Lisbon	62.1	54.2	93.52	89.49	58.03	48.52	14.5	4.5	19.6	59.4	51.0	93.74	90.18	55.72	45.98	16.6	4.0	21.2	178	61	19,154	9,774
London	77.5	75.5	163.96	174.63	127.14	131.84	2.7	-6.1	-3.6	73.9	70.8	161.73	173.15	119.46	122.62	4.3	-6.6	-2.6	1,349	598	130,121	94,072
Madrid	70.4	68.4	100.16	96.76	70.53	66.14	3.0	3.5	6.6	64.8	62.6	99.86	95.99	64.70	60.06	3.5	4.0	7.7	434	148	48,916	23,142
Manchester	78.3	78.6	93.66	104.01	73.35	81.79	-0.4	-10.0	-10.3	73.9	72.9	90.82	101.20	67.12	73.74	1.4	-10.3	-9.0	130	92	16,100	13,868
Milan	71.4	67.5	154.33	156.28	110.25	105.47	5.8	-1.2	4.5	65.3	58.9	142.87	144.72	93.30	85.19	10.9	-1.3	9.5	407	132	32,305	18,479
Moscow	61.9	58.1	97.25	77.43	60.24	45.00	6.6	25.6	33.9	57.4	53.1	91.41	73.51	52.51	39.04	8.2	24.4	34.5	309	82	48,038	22,408
Paris	60.8	58.4	214.64	202.06	130.55	117.96	4.2	6.2	10.7	64.4	58.9	224.97	212.59	144.93	125.22	9.4	5.8	15.7	1,088	126	69,074	14,113
Prague	56.0	51.8	68.49	69.67	38.36	36.09	8.1	-1.7	6.3	54.6	49.6	72.04	73.22	39.35	36.34	10.1	-1.6	8.3	507	78	34,900	13,380
Riga	47.9	50.2	64.60	62.46	30.92	31.35	-4.7	3.4	-1.4	47.0	48.5	65.62	61.95	30.84	30.03	-3.0	5.9	2.7	100	24	7,401	3,327
Rome	55.8	56.1	119.68	126.04	66.78	70.75	-0.6	-5.0	-5.6	51.5	49.1	123.23	128.88	63.41	63.24	4.9	-4.4	0.3	504	91	40,550	14,708
Saint Petersburg	44.0	42.7	67.18	49.63	29.54	21.18	3.0	35.4	39.4	41.3	40.7	65.08	49.10	26.89	19.97	1.6	32.5	34.6	237	36	22,739	10,424
Sofia	62.9	56.9	77.27	77.12	48.62	43.91	10.5	0.2	10.7	55.8	51.2	75.82	73.34	42.34	37.55	9.1	3.4	12.8	87	14	7,522	2,078
Tallinn	52.9	44.8	71.61	69.10	37.90	30.95	18.2	3.6	22.5	50.7	45.8	74.65	73.25	37.83	33.57	10.6	1.9	12.7	72	14	7,141	3,367
Tel Aviv	61.3	60.3	206.55	207.06	126.63	124.77	1.7	-0.2	1.5	59.2	58.9	205.41	204.51	121.53	120.42	0.5	0.4	0.9	70	24	9,380	5,521
Vienna	53.0	50.6	89.20	92.84	47.24	47.00	4.6	-3.9	0.5	52.2	49.3	91.90	96.63	47.99	47.64	5.9	-4.9	0.7	360	116	32,198	20,801
Vilnius	49.9	49.4	62.99	62.83	31.44	31.02	1.1	0.3	1.4	49.6	47.3	63.90	62.74	31.68	29.69	4.8	1.8	6.7	58	19	4,234	2,326
Warsaw	68.5	65.9	68.00	64.48	46.60	42.50	4.0	5.5	9.7	65.7	64.0	67.29	62.68	44.23	40.10	2.8	7.4	10.3	96	49	14,285	11,146
Zurich	65.1	64.4	212.73	237.73	138.59	153.08	1.2	-10.5	-9.5	63.4	63.0	218.31	237.24	138.41	149.37	0.7	-8.0	-7.3	115	63	8,628	6,385

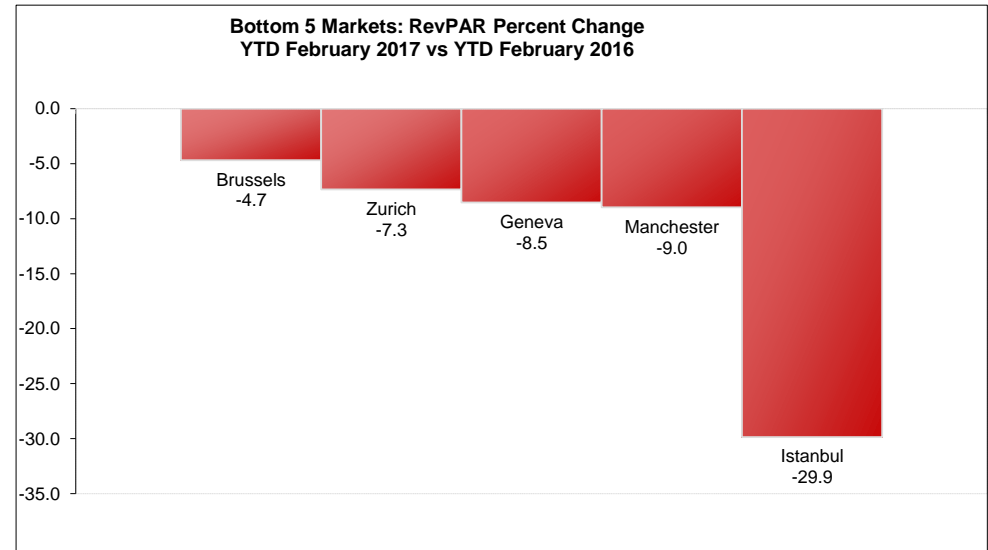
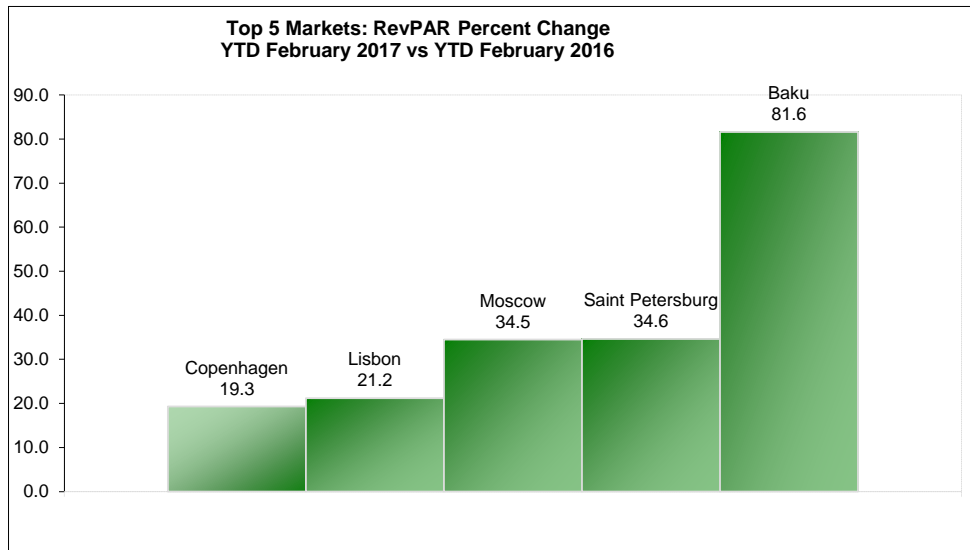
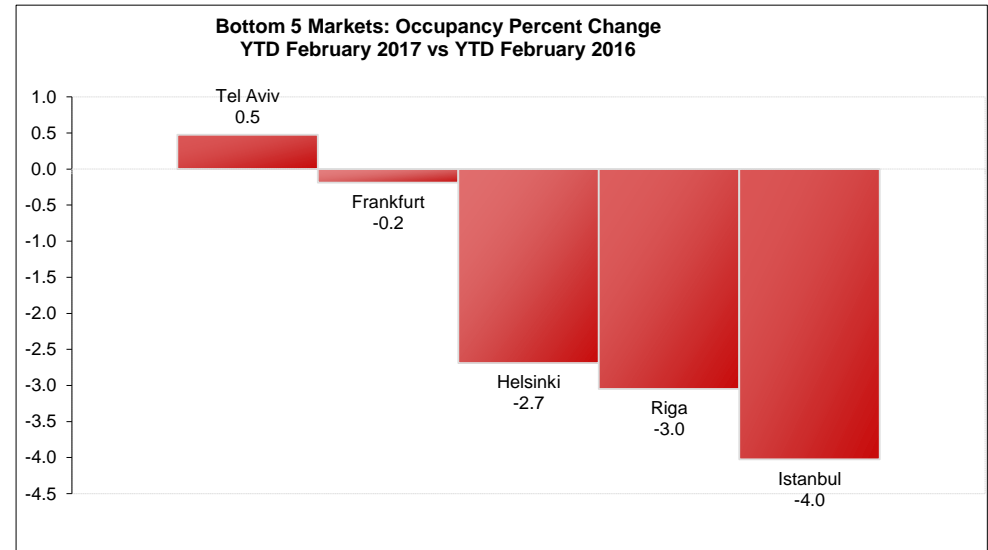
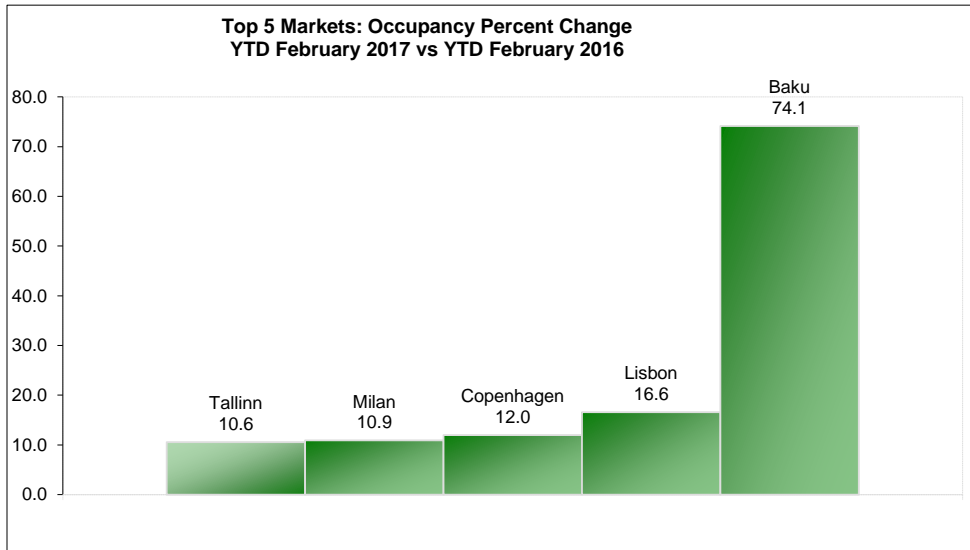
STR Global and STR track over 54,000 hotels worldwide. If you need information on additional countries and cities, please contact us on sales@strglobal.com

Legal Notice

STR Global Limited's Hotel Review is a publication of STR Global Limited and is intended solely for use by paid subscribers. Reproduction or distribution of the Hotel Review, in whole or part, without written permission of STR Global Limited is prohibited and subject to legal action. Site licenses are available. Ownership, distribution and use of the Hotel Review and its contents are subject to the terms set forth in the contract you have entered into with STR Global Limited. Source 2017 STR Global Limited

European Market Performance Graphs (Data in US Dollars)

For the Month of: February 2017



Legal Notice

STR Global Limited's Hotel Review is a publication of STR Global Limited and is intended solely for use by paid subscribers. Reproduction or distribution of the Hotel Review, in whole or part, without written permission of STR Global Limited is prohibited and subject to legal action. Site licenses are available. Ownership, distribution and use of the Hotel Review and its contents are subject to the terms set forth in the contract you have entered into with STR Global Limited

Source 2017 STR Global Limited

World Regions



Americas

Caribbean	Central America
Anguilla	Belize
Antigua & Barbuda	Costa Rica
Aruba	El Salvador
Bahamas	Guatemala
Barbados	Honduras
Bermuda	Nicaragua
British Virgin Islands	Panama
Cayman Islands	
Curacao	North America
Cuba	Canada
Dominica	Greenland
Dominican Republic	Mexico
Grenada	United States
Guadeloupe	
Haiti	South America
Jamaica	Argentina
Martinique	Bolivia
Montserrat	Brazil
Netherlands Antilles	Chile
Puerto Rico	Colombia
St. Kitts & Nevis	Ecuador
St. Lucia	Falkland Islands
St. Vincent	French Guiana
Trinidad & Tobago	Guyana
Turks & Caicos	Paraguay
US Virgin Islands	Peru
	Suriname
	Uruguay
	Venezuela

Asia Pacific

Central & South Asia	Australia & Oceania
Bangladesh	American Samoa
Bhutan	Australia
India	Cook Islands
Maldives	Fiji
Nepal	French Polynesia
Pakistan	Guam
Sri Lanka	Kiribati
	Marshall Islands
	Micronesia
Northeastern Asia	Nauru
China	New Caledonia
Japan	New Zealand
North Korea	Niue
South Korea	Northern Mariana Islands
Mongolia	Palau
Taiwan	Papua New Guinea
	Samoa
Southeastern Asia	Solomon Islands
Brunei	Tonga
Cambodia	Tuvalu
East Timor	Vanuatu
Indonesia	
Laos	
Malaysia	
Myanmar	
Philippines	
Singapore	
Thailand	
Vietnam	

Europe

Eastern Europe	Southern Europe
Armenia	Albania
Azerbaijan	Andorra
Belarus	Bosnia and Herzegovina
Bulgaria	Croatia
Czech Republic	Cyprus
Georgia	Gibraltar
Hungary	Greece
Kazakhstan	Italy
Kyrgyzstan	Israel
Poland	Kosovo
Moldova	Macedonia
Romania	Malta
Russia	Montenegro
Slovakia	Portugal
Tajikistan	San Marino
Turkmenistan	Serbia
Ukraine	Slovenia
Uzbekistan	Spain
	Turkey
Northern Europe	Western Europe
Denmark	Austria
Estonia	Belgium
Faroe Islands	France
Finland	Germany
Iceland	Liechtenstein
Ireland	Luxembourg
Latvia	Monaco
Lithuania	Netherlands
Norway	Switzerland
Sweden	
United Kingdom	

Middle East / Africa

Middle East	Southern Africa
Afghanistan	Angola
Bahrain	Benin
Iran	Botswana
Iraq	Burundi
Jordan	Cameroon
Kuwait	Cape Verde
Lebanon	Central African Republic
Oman	Comoros
Qatar	Cote d'Ivoire
Saudi Arabia	Democratic Rep. of Congo
Syria	Equatorial Guinea
UAE	Ethiopia
Yemen	Gabon
	Gambia
Northern Africa	Ghana
Algeria	Guinea
Burkina Faso	Guinea-Bissau
Chad	Kenya
Djibouti	Lesotho
Egypt	Liberia
Eritrea	Madagascar
Libya	Malawi
Mali	Mauritius
Morocco	Mozambique
Mauritania	Namibia
Niger	Nigeria
South Sudan	Republic Of Congo
Sudan	Reunion
Tunisia	Rwanda
	Sao Tome and Principe
	Senegal
	Seychelles
	Sierra Leone
	Somalia
	South Africa
	Swaziland
	Tanzania
	Togo
	Uganda
	Zambia
	Zimbabwe

Definitions



Performance data included for non-North American locations may be different than that released by STR Global Limited. All data is processed by Smith Travel Research using both the current and historical sampling of hotels. For further questions about the methodology used to produce the Hotel Review, please email info@smithtravelresearch.com.

Average Daily Rate (ADR)

Room revenue divided by rooms sold, displayed as the average rental rate for a single room.

Country

A geographic area that has internationally recognized boundaries, an organized economy, and a sovereign government with external recognition. It is typically recognized by the International Organization for Standardization (ISO).

Exchange Rate

The factor used to convert revenue from U.S. Dollars to the local currency. The exchange rate data is obtained from Oanda.com.

Any aggregated number in the report (YTD, Running 3 month, Running 12 month) uses the exchange rate of each relative month when calculating the data.

Market

A geographic area within a country. Markets are defined by STR and STR Global Limited.

Occupancy (Occ)

Rooms sold divided by rooms available multiplied by 100. Occupancy is always displayed as a percentage of rooms occupied.

Percent Change

Amount of growth - up, flat, or down - this period versus same period last year (month or year-to-date). Calculated as $((TY - LY) / LY) * 100$.

RevPAR (Revenue Per Available Room)

Room revenue divided by rooms available.

Rooms Available (Supply)

The number of rooms times the number of days in the period.

Room Revenue

Total room revenue generated from the sale or rental of rooms.

Rooms Sold (Demand)

The number of rooms sold (excludes complimentary rooms).

Year-to-date

Measures (Occ, ADR, RevPAR) are calculated using the sum of the values from January 1 of the given year.