



United Kingdom
Blue Fin Building
110 Southwark Street
London SE1 0TA
Phone: +44 (0)20 7922 1930
Fax: +44 (0)20 7922 1931
www.strglobal.com

United States
735 East Main Street
Hendersonville
TN 37075
Phone: +1 (615) 824 8664
Fax: +1 (615) 824 3848
www.str.com

European Hotel Review

European Hotel Industry Performance for the Month of March 2015

Volume 15, Issue EU3

Date Created: April 17, 2015

In this issue

| | Page |
|--------------------------------------|------|
| Global Performance (Euros) | 2 |
| Global Performance (British Pounds) | 3 |
| Global Performance (US Dollars) | 4 |
| Country Performance (Local Currency) | 5 |
| Country Performance (Euros) | 6 |
| Country Performance (British Pounds) | 7 |
| Country Performance (US Dollars) | 8 |
| Market Performance (Local Currency) | 9 |
| Market Performance (Euros) | 10 |
| Market Performance (British Pounds) | 11 |
| Market Performance (US Dollars) | 12 |
| Market Performance Graphs | 13 |
| World Regions | 14 |
| Definitions | 15 |

Global Performance (Data in Euros)

For the Month of: March 2015



| | March 2015 vs March 2014 | | | | | | | | |
|----------------------|--------------------------|------|--------|--------|--------|-------|--------------------------------|------|--------|
| | Occ % | | ADR | | RevPAR | | Percent Change from March 2014 | | |
| | 2015 | 2014 | 2015 | 2014 | 2015 | 2014 | Occ. | ADR | RevPAR |
| Asia Pacific | 68.8 | 68.9 | 102.44 | 85.94 | 70.49 | 59.18 | -0.1 | 19.2 | 19.1 |
| Central & South Asia | 60.8 | 60.6 | 112.78 | 97.79 | 68.56 | 59.27 | 0.3 | 15.3 | 15.7 |
| Northeastern Asia | 68.0 | 68.4 | 90.48 | 73.78 | 61.56 | 50.44 | -0.5 | 22.6 | 22.1 |
| Southeastern Asia | 69.2 | 68.9 | 116.47 | 99.13 | 80.64 | 68.32 | 0.4 | 17.5 | 18.0 |
| Australia & Oceania | 77.7 | 76.3 | 136.37 | 121.06 | 105.94 | 92.40 | 1.8 | 12.6 | 14.6 |

| | | | | | | | | | |
|-----------------|------|------|--------|--------|--------|--------|------|------|------|
| Americas | 66.6 | 65.2 | 112.64 | 85.48 | 74.96 | 55.70 | 2.1 | 31.8 | 34.6 |
| North America | 66.5 | 65.1 | 110.56 | 83.79 | 73.50 | 54.52 | 2.2 | 32.0 | 34.8 |
| Caribbean | 79.4 | 78.4 | 228.89 | 179.08 | 181.73 | 140.37 | 1.3 | 27.8 | 29.5 |
| Central America | 64.5 | 66.0 | 118.30 | 93.86 | 76.28 | 61.98 | -2.3 | 26.0 | 23.1 |
| South America | 63.2 | 62.1 | 134.83 | 104.21 | 85.27 | 64.75 | 1.8 | 29.4 | 31.7 |

| | | | | | | | | | |
|-----------------|------|------|--------|--------|-------|-------|-----|------|------|
| Europe | 66.5 | 64.5 | 107.37 | 99.37 | 71.40 | 64.07 | 3.1 | 8.0 | 11.4 |
| Eastern Europe | 56.1 | 52.0 | 69.72 | 73.88 | 39.13 | 38.38 | 8.0 | -5.6 | 2.0 |
| Northern Europe | 72.7 | 71.4 | 110.54 | 96.75 | 80.32 | 69.11 | 1.7 | 14.3 | 16.2 |
| Southern Europe | 62.0 | 59.8 | 99.39 | 91.67 | 61.66 | 54.77 | 3.8 | 8.4 | 12.6 |
| Western Europe | 66.4 | 64.4 | 120.73 | 115.88 | 80.21 | 74.57 | 3.2 | 4.2 | 7.6 |

| | | | | | | | | | |
|---------------------------|------|------|--------|--------|--------|--------|------|------|------|
| Middle East/Africa | 68.7 | 66.6 | 157.80 | 127.93 | 108.37 | 85.21 | 3.1 | 23.3 | 27.2 |
| Middle East | 75.3 | 75.6 | 194.17 | 156.21 | 146.19 | 118.12 | -0.4 | 24.3 | 23.8 |
| Northern Africa | 52.2 | 45.3 | 81.53 | 62.46 | 42.53 | 28.31 | 15.1 | 30.5 | 50.2 |
| Southern Africa | 65.0 | 63.4 | 105.57 | 92.72 | 68.59 | 58.81 | 2.4 | 13.9 | 16.6 |

| Markets | Occ % | | ADR | | RevPAR | | Percent Change from March 2014 | | |
|--------------|-------|------|--------|--------|--------|--------|--------------------------------|------|--------|
| | 2015 | 2014 | 2015 | 2014 | 2015 | 2014 | Occ. | ADR | RevPAR |
| Beijing | 73.2 | 70.0 | 87.35 | 68.26 | 63.97 | 47.77 | 4.7 | 28.0 | 33.9 |
| Berlin | 73.2 | 68.9 | 91.93 | 89.07 | 67.26 | 61.37 | 6.2 | 3.2 | 9.6 |
| Buenos Aires | 59.3 | 63.9 | 125.39 | 100.80 | 74.35 | 64.44 | -7.2 | 24.4 | 15.4 |
| Dubai | 85.9 | 87.6 | 239.66 | 200.80 | 205.96 | 175.85 | -1.9 | 19.4 | 17.1 |
| Hong Kong | 82.8 | 89.3 | 218.75 | 180.35 | 181.20 | 161.14 | -7.3 | 21.3 | 12.5 |
| London | 78.4 | 80.2 | 181.54 | 157.74 | 142.28 | 126.44 | -2.2 | 15.1 | 12.5 |
| Los Angeles | 82.2 | 80.2 | 141.23 | 103.34 | 116.15 | 82.91 | 2.5 | 36.7 | 40.1 |
| Madrid | 67.1 | 65.8 | 94.18 | 83.73 | 63.18 | 55.13 | 1.9 | 12.5 | 14.6 |
| New York | 83.1 | 80.9 | 203.33 | 161.58 | 168.89 | 130.78 | 2.6 | 25.8 | 29.1 |
| Paris | 74.0 | 77.4 | 233.44 | 223.97 | 172.86 | 173.43 | -4.4 | 4.2 | -0.3 |
| Rome | 65.0 | 64.7 | 125.20 | 131.07 | 81.40 | 84.84 | 0.4 | -4.5 | -4.1 |
| Sydney | 89.2 | 87.3 | 161.86 | 140.50 | 144.40 | 122.72 | 2.1 | 15.2 | 17.7 |
| Tokyo | 90.5 | 89.3 | 134.98 | 111.98 | 122.19 | 100.00 | 1.4 | 20.5 | 22.2 |
| Toronto | 66.1 | 67.1 | 108.32 | 97.02 | 71.55 | 65.09 | -1.5 | 11.6 | 9.9 |

| | Year to Date - March 2015 vs March 2014 | | | | | | | | |
|--|---|------|--------|--------|--------|-------|------------------------------|------|--------|
| | Occ % | | ADR | | RevPAR | | Percent Change from YTD 2014 | | |
| | 2015 | 2014 | 2015 | 2014 | 2015 | 2014 | Occ. | ADR | RevPAR |
| | 65.8 | 65.8 | 101.71 | 87.66 | 66.95 | 57.71 | 0.0 | 16.0 | 16.0 |
| | 64.8 | 63.8 | 117.92 | 102.18 | 76.37 | 65.20 | 1.5 | 15.4 | 17.1 |
| | 63.2 | 63.4 | 87.83 | 74.22 | 55.55 | 47.04 | -0.2 | 18.3 | 18.1 |
| | 68.9 | 69.0 | 119.18 | 103.83 | 82.12 | 71.65 | -0.1 | 14.8 | 14.6 |
| | 76.2 | 75.3 | 133.06 | 118.64 | 101.44 | 89.39 | 1.2 | 12.2 | 13.5 |

| | | | | | | | | | |
|--|------|------|--------|--------|--------|--------|------|------|------|
| | 61.1 | 59.4 | 107.34 | 83.81 | 65.57 | 49.79 | 2.8 | 28.1 | 31.7 |
| | 60.9 | 59.2 | 105.23 | 82.08 | 64.10 | 48.57 | 2.9 | 28.2 | 32.0 |
| | 77.8 | 76.2 | 217.36 | 172.92 | 169.16 | 131.73 | 2.2 | 25.7 | 28.4 |
| | 63.3 | 64.1 | 113.24 | 91.13 | 71.71 | 58.42 | -1.2 | 24.3 | 22.8 |
| | 59.2 | 60.4 | 127.99 | 99.81 | 75.78 | 60.32 | -2.0 | 28.2 | 25.6 |

| | | | | | | | | | |
|--|------|------|--------|--------|-------|-------|-----|-------|------|
| | 61.0 | 59.2 | 104.27 | 97.76 | 63.65 | 57.90 | 3.1 | 6.7 | 9.9 |
| | 50.0 | 47.3 | 68.16 | 76.36 | 34.10 | 36.12 | 5.8 | -10.7 | -5.6 |
| | 68.1 | 66.3 | 107.05 | 94.04 | 72.92 | 62.37 | 2.7 | 13.8 | 16.9 |
| | 56.4 | 54.3 | 94.86 | 90.43 | 53.51 | 49.06 | 4.0 | 4.9 | 9.1 |
| | 60.2 | 58.8 | 118.37 | 114.18 | 71.22 | 67.15 | 2.3 | 3.7 | 6.1 |

| | | | | | | | | | |
|--|------|------|--------|--------|--------|--------|------|------|------|
| | 66.1 | 65.3 | 159.08 | 130.23 | 105.11 | 84.98 | 1.3 | 22.2 | 23.7 |
| | 73.9 | 74.8 | 193.57 | 158.75 | 143.04 | 118.75 | -1.2 | 21.9 | 20.5 |
| | 49.1 | 44.1 | 78.02 | 59.70 | 38.30 | 26.33 | 11.3 | 30.7 | 45.5 |
| | 60.2 | 61.2 | 110.37 | 96.31 | 66.50 | 58.92 | -1.5 | 14.6 | 12.9 |

| | | | | | | | | | |
|--|------|------|--------|--------|--------|--------|------|------|------|
| | 63.7 | 61.0 | 79.14 | 65.41 | 50.38 | 39.88 | 4.4 | 21.0 | 26.3 |
| | 64.8 | 62.0 | 90.00 | 89.43 | 58.35 | 55.45 | 4.6 | 0.6 | 5.2 |
| | 58.8 | 59.3 | 120.51 | 97.64 | 70.91 | 57.86 | -0.7 | 23.4 | 22.6 |
| | 86.1 | 88.0 | 240.80 | 206.11 | 207.24 | 181.36 | -2.2 | 16.8 | 14.3 |
| | 83.1 | 87.2 | 200.86 | 172.31 | 166.96 | 150.34 | -4.7 | 16.6 | 11.1 |
| | 75.1 | 75.2 | 173.84 | 152.20 | 130.60 | 114.48 | -0.1 | 14.2 | 14.1 |
| | 77.9 | 77.1 | 137.25 | 104.57 | 106.93 | 80.59 | 1.1 | 31.2 | 32.7 |
| | 61.5 | 59.2 | 87.56 | 81.27 | 53.86 | 48.13 | 3.9 | 7.7 | 11.9 |
| | 75.4 | 75.4 | 183.96 | 155.55 | 138.64 | 117.26 | 0.0 | 18.3 | 18.2 |
| | 67.8 | 71.8 | 224.97 | 217.40 | 152.47 | 156.04 | -5.6 | 3.5 | -2.3 |
| | 54.2 | 53.8 | 121.02 | 124.51 | 65.61 | 67.01 | 0.7 | -2.8 | -2.1 |
| | 86.9 | 85.5 | 154.52 | 136.54 | 134.21 | 116.74 | 1.6 | 13.2 | 15.0 |
| | 86.1 | 84.7 | 128.37 | 110.12 | 110.56 | 93.26 | 1.7 | 16.6 | 18.6 |
| | 62.5 | 63.8 | 101.61 | 91.06 | 63.53 | 58.07 | -2.0 | 11.6 | 9.4 |

| Participation | | | | |
|---------------|--------|-----------|-----------|--|
| Properties | | Rooms | | |
| Census | Sample | Census | Sample | |
| 30,297 | 6,808 | 3,883,439 | 1,312,229 | |
| 3,802 | 716 | 257,921 | 97,622 | |
| 15,176 | 3,993 | 2,579,695 | 836,239 | |
| 6,056 | 925 | 732,622 | 227,693 | |
| 5,263 | 1,174 | 313,201 | 150,675 | |

| | | | | |
|--------|--------|-----------|-----------|--|
| 69,249 | 34,346 | 6,361,721 | 4,098,338 | |
| 62,899 | 33,285 | 5,706,637 | 3,909,025 | |
| 1,921 | 235 | 229,046 | 61,079 | |
| 925 | 118 | 59,035 | 21,266 | |
| 3,504 | 708 | 367,003 | 106,968 | |

| | | | | |
|--------|-------|-----------|-----------|--|
| 59,679 | 8,542 | 4,415,461 | 1,193,628 | |
| 4,884 | 610 | 440,920 | 121,066 | |
| 12,604 | 3,656 | 876,903 | 425,484 | |
| 17,735 | 1,860 | 1,645,467 | 301,406 | |
| 24,456 | 2,416 | 1,452,171 | 345,672 | |

| | | | | |
|-------|-------|---------|---------|--|
| 5,427 | 1,277 | 751,387 | 277,502 | |
| 1,513 | 608 | 263,293 | 158,068 | |
| 1,461 | 137 | 301,551 | 47,136 | |
| 2,453 | 532 | 186,543 | 72,298 | |

| | | | | |
|-------|-----|---------|--------|--|
| 1,299 | 405 | 221,956 | 82,429 | |
| 638 | 177 | 64,557 | 35,777 | |
| 292 | 66 | 25,277 | 9,316 | |
| 361 | 186 | 73,343 | 53,221 | |
| 211 | 90 | 66,328 | 32,791 | |
| 1,333 | 579 | 123,596 | 86,372 | |
| 994 | 488 | 98,036 | 75,081 | |
| 397 | 153 | 48,648 | 23,566 | |
| 628 | 439 | 113,125 | 95,576 | |
| 1,075 | 135 | 68,681 | 14,716 | |
| 520 | 86 | 41,312 | 14,682 | |
| 339 | 167 | 38,011 | 30,053 | |
| 458 | 140 | 100,368 | 42,579 | |
| 215 | 147 | 36,812 | 33,151 | |

STR Global and STR track over 46,000 hotels worldwide. If you need information on additional countries and cities, please contact us on sales@strglobal.com

Legal Notice

STR Global Limited's Hotel Review is a publication of STR Global Limited and is intended solely for use by paid subscribers. Reproduction or distribution of the Hotel Review, in whole or part, without written permission of STR Global Limited is prohibited and subject to legal action. Site licenses are available. Ownership, distribution and use of the Hotel Review and its contents are subject to the terms set forth in the contract you have entered into with STR Global Limited

Source 2015 STR Global Limited

Global Performance (Data in British Pounds)

For the Month of: March 2015



| | March 2015 vs March 2014 | | | | | | | | |
|----------------------|--------------------------|------|-------|--------|--------|-------|--------------------------------|------|--------|
| | Occ % | | ADR | | RevPAR | | Percent Change from March 2014 | | |
| | 2015 | 2014 | 2015 | 2014 | 2015 | 2014 | Occ. | ADR | RevPAR |
| Asia Pacific | 68.8 | 68.9 | 74.93 | 71.04 | 51.56 | 48.92 | -0.1 | 5.5 | 5.4 |
| Central & South Asia | 60.8 | 60.6 | 82.49 | 80.83 | 50.15 | 49.00 | 0.3 | 2.1 | 2.4 |
| Northeastern Asia | 68.0 | 68.4 | 66.18 | 60.98 | 45.03 | 41.69 | -0.5 | 8.5 | 8.0 |
| Southeastern Asia | 69.2 | 68.9 | 85.19 | 81.94 | 58.98 | 56.47 | 0.4 | 4.0 | 4.4 |
| Australia & Oceania | 77.7 | 76.3 | 99.75 | 100.07 | 77.49 | 76.38 | 1.8 | -0.3 | 1.5 |

| | | | | | | | | | |
|-----------------|------|------|--------|--------|--------|--------|------|------|------|
| Americas | 66.6 | 65.2 | 82.39 | 70.66 | 54.83 | 46.05 | 2.1 | 16.6 | 19.1 |
| North America | 66.5 | 65.1 | 80.87 | 69.26 | 53.76 | 45.07 | 2.2 | 16.8 | 19.3 |
| Caribbean | 79.4 | 78.4 | 167.42 | 148.03 | 132.93 | 116.03 | 1.3 | 13.1 | 14.6 |
| Central America | 64.5 | 66.0 | 86.53 | 77.59 | 55.79 | 51.23 | -2.3 | 11.5 | 8.9 |
| South America | 63.2 | 62.1 | 98.62 | 86.14 | 62.37 | 53.52 | 1.8 | 14.5 | 16.5 |

| | | | | | | | | | |
|-----------------|------|------|-------|-------|-------|-------|-----|-------|------|
| Europe | 66.5 | 64.5 | 78.53 | 82.14 | 52.23 | 52.96 | 3.1 | -4.4 | -1.4 |
| Eastern Europe | 56.1 | 52.0 | 50.99 | 61.07 | 28.62 | 31.73 | 8.0 | -16.5 | -9.8 |
| Northern Europe | 72.7 | 71.4 | 80.85 | 79.97 | 58.75 | 57.13 | 1.7 | 1.1 | 2.8 |
| Southern Europe | 62.0 | 59.8 | 72.70 | 75.77 | 45.10 | 45.27 | 3.8 | -4.1 | -0.4 |
| Western Europe | 66.4 | 64.4 | 88.31 | 95.78 | 58.67 | 61.64 | 3.2 | -7.8 | -4.8 |

| | | | | | | | | | |
|---------------------------|------|------|--------|--------|--------|-------|------|------|------|
| Middle East/Africa | 68.7 | 66.6 | 115.42 | 105.75 | 79.26 | 70.43 | 3.1 | 9.1 | 12.5 |
| Middle East | 75.3 | 75.6 | 142.02 | 129.12 | 106.93 | 97.63 | -0.4 | 10.0 | 9.5 |
| Northern Africa | 52.2 | 45.3 | 59.64 | 51.63 | 31.11 | 23.40 | 15.1 | 15.5 | 33.0 |
| Southern Africa | 65.0 | 63.4 | 77.22 | 76.64 | 50.17 | 48.61 | 2.4 | 0.8 | 3.2 |

| | March 2015 vs March 2014 | | | | | | | | |
|----------------|--------------------------|------|--------|--------|--------|--------|------|-------|--------|
| | 2015 | 2014 | 2015 | 2014 | 2015 | 2014 | Occ. | ADR | RevPAR |
| Markets | 73.2 | 70.0 | 63.89 | 56.43 | 46.79 | 39.48 | 4.7 | 13.2 | 18.5 |
| Beijing | 73.2 | 68.9 | 67.24 | 73.62 | 49.20 | 50.72 | 6.2 | -8.7 | -3.0 |
| Berlin | 59.3 | 63.9 | 91.71 | 83.32 | 54.38 | 53.26 | -7.2 | 10.1 | 2.1 |
| Buenos Aires | 85.9 | 87.6 | 175.30 | 165.98 | 150.65 | 145.36 | -1.9 | 5.6 | 3.6 |
| Dubai | 82.8 | 89.3 | 160.00 | 149.08 | 132.54 | 133.20 | -7.3 | 7.3 | -0.5 |
| Hong Kong | 78.4 | 80.2 | 132.79 | 130.38 | 104.07 | 104.51 | -2.2 | 1.8 | -0.4 |
| Los Angeles | 82.2 | 80.2 | 103.30 | 85.42 | 84.96 | 68.54 | 2.5 | 20.9 | 24.0 |
| Madrid | 67.1 | 65.8 | 68.89 | 69.21 | 46.21 | 45.57 | 1.9 | -0.5 | 1.4 |
| New York | 83.1 | 80.9 | 148.72 | 133.56 | 123.53 | 108.10 | 2.6 | 11.4 | 14.3 |
| Paris | 74.0 | 77.4 | 170.75 | 185.13 | 126.44 | 143.36 | -4.4 | -7.8 | -11.8 |
| Rome | 65.0 | 64.7 | 91.58 | 108.34 | 59.54 | 70.13 | 0.4 | -15.5 | -15.1 |
| Sydney | 89.2 | 87.3 | 118.39 | 116.14 | 105.62 | 101.44 | 2.1 | 1.9 | 4.1 |
| Tokyo | 90.5 | 89.3 | 98.73 | 92.56 | 89.37 | 82.66 | 1.4 | 6.7 | 8.1 |
| Toronto | 66.1 | 67.1 | 79.23 | 80.20 | 52.34 | 53.81 | -1.5 | -1.2 | -2.7 |

| | Year to Date - March 2015 vs March 2014 | | | | | | | | |
|----------------------|---|------|-------|-------|--------|-------|------------------------------|-----|--------|
| | Occ % | | ADR | | RevPAR | | Percent Change from YTD 2014 | | |
| | 2015 | 2014 | 2015 | 2014 | 2015 | 2014 | Occ. | ADR | RevPAR |
| Asia Pacific | 65.8 | 65.8 | 74.91 | 72.23 | 49.31 | 47.55 | 0.0 | 3.7 | 3.7 |
| Central & South Asia | 64.8 | 63.8 | 86.86 | 84.18 | 56.26 | 53.71 | 1.5 | 3.2 | 4.7 |
| Northeastern Asia | 63.2 | 63.4 | 64.68 | 61.16 | 40.91 | 38.76 | -0.2 | 5.8 | 5.5 |
| Southeastern Asia | 68.9 | 69.0 | 87.80 | 85.54 | 60.50 | 59.03 | -0.1 | 2.6 | 2.5 |
| Australia & Oceania | 76.2 | 75.3 | 97.95 | 97.76 | 74.67 | 73.65 | 1.2 | 0.2 | 1.4 |

| | | | | | | | | | |
|-----------------|------|------|--------|--------|--------|--------|------|------|------|
| Americas | 61.1 | 59.4 | 78.98 | 69.06 | 48.24 | 41.03 | 2.8 | 14.4 | 17.6 |
| North America | 60.9 | 59.2 | 77.42 | 67.64 | 47.16 | 40.03 | 2.9 | 14.5 | 17.8 |
| Caribbean | 77.8 | 76.2 | 160.01 | 142.49 | 124.53 | 108.55 | 2.2 | 12.3 | 14.7 |
| Central America | 63.3 | 64.1 | 83.36 | 75.10 | 52.79 | 48.14 | -1.2 | 11.0 | 9.7 |
| South America | 59.2 | 60.4 | 94.22 | 82.25 | 55.78 | 49.71 | -2.0 | 14.6 | 12.2 |

| | | | | | | | | | |
|-----------------|------|------|-------|-------|-------|-------|-----|-------|-------|
| Europe | 61.0 | 59.2 | 76.73 | 80.56 | 46.84 | 47.71 | 3.1 | -4.7 | -1.8 |
| Eastern Europe | 50.0 | 47.3 | 50.14 | 62.91 | 25.08 | 29.76 | 5.8 | -20.3 | -15.7 |
| Northern Europe | 68.1 | 66.3 | 78.76 | 77.49 | 53.65 | 51.39 | 2.7 | 1.6 | 4.4 |
| Southern Europe | 56.4 | 54.3 | 69.81 | 74.52 | 39.38 | 40.43 | 4.0 | -6.3 | -2.6 |
| Western Europe | 60.2 | 58.8 | 87.14 | 94.09 | 52.43 | 55.34 | 2.3 | -7.4 | -5.3 |

| | | | | | | | | | |
|---------------------------|------|------|--------|--------|--------|-------|------|------|------|
| Middle East/Africa | 66.1 | 65.3 | 117.19 | 107.31 | 77.43 | 70.02 | 1.3 | 9.2 | 10.6 |
| Middle East | 73.9 | 74.8 | 142.62 | 130.80 | 105.39 | 97.85 | -1.2 | 9.0 | 7.7 |
| Northern Africa | 49.1 | 44.1 | 57.47 | 49.19 | 28.21 | 21.70 | 11.3 | 16.8 | 30.0 |
| Southern Africa | 60.2 | 61.2 | 81.24 | 79.35 | 48.95 | 48.55 | -1.5 | 2.4 | 0.8 |

| | | | | | | | | | |
|----------------|------|------|--------|--------|--------|--------|------|-------|-------|
| Markets | 63.7 | 61.0 | 58.32 | 53.91 | 37.13 | 32.87 | 4.4 | 8.2 | 12.9 |
| Beijing | 64.8 | 62.0 | 66.19 | 73.70 | 42.91 | 45.69 | 4.6 | -10.2 | -6.1 |
| Berlin | 58.8 | 59.3 | 88.80 | 80.47 | 52.25 | 47.68 | -0.7 | 10.4 | 9.6 |
| Buenos Aires | 86.1 | 88.0 | 177.50 | 169.82 | 152.76 | 149.43 | -2.2 | 4.5 | 2.2 |
| Dubai | 83.1 | 87.2 | 147.98 | 141.99 | 123.01 | 123.89 | -4.7 | 4.2 | -0.7 |
| Hong Kong | 75.1 | 75.2 | 127.93 | 125.42 | 96.11 | 94.34 | -0.1 | 2.0 | 1.9 |
| Los Angeles | 77.9 | 77.1 | 101.01 | 86.17 | 78.70 | 66.41 | 1.1 | 17.2 | 18.5 |
| Madrid | 61.5 | 59.2 | 64.44 | 66.97 | 39.64 | 39.66 | 3.9 | -3.8 | 0.0 |
| New York | 75.4 | 75.4 | 135.34 | 128.19 | 102.00 | 96.63 | 0.0 | 5.6 | 5.6 |
| Paris | 67.8 | 71.8 | 165.79 | 179.18 | 112.36 | 128.60 | -5.6 | -7.5 | -12.6 |
| Rome | 54.2 | 53.8 | 89.03 | 102.64 | 48.26 | 55.24 | 0.7 | -13.3 | -12.6 |
| Sydney | 86.9 | 85.5 | 113.65 | 112.50 | 98.71 | 96.19 | 1.6 | 1.0 | 2.6 |
| Tokyo | 86.1 | 84.7 | 94.47 | 90.74 | 81.36 | 76.84 | 1.7 | 4.1 | 5.9 |
| Toronto | 62.5 | 63.8 | 74.77 | 75.04 | 46.75 | 47.85 | -2.0 | -0.4 | -2.3 |

| Participation | | | | |
|---------------|--------|-----------|-----------|--|
| Properties | | Rooms | | |
| Census | Sample | Census | Sample | |
| 30,297 | 6,808 | 3,883,439 | 1,312,229 | |
| 3,802 | 716 | 257,921 | 97,622 | |
| 15,176 | 3,993 | 2,579,695 | 836,239 | |
| 6,056 | 925 | 732,622 | 227,693 | |
| 5,263 | 1,174 | 313,201 | 150,675 | |

| | | | | |
|--------|--------|-----------|-----------|--|
| 69,249 | 34,346 | 6,361,721 | 4,098,338 | |
| 62,899 | 33,285 | 5,706,637 | 3,909,025 | |
| 1,921 | 235 | 229,046 | 61,079 | |
| 925 | 118 | 59,035 | 21,266 | |
| 3,504 | 708 | 367,003 | 106,968 | |

| | | | | |
|--------|-------|-----------|-----------|--|
| 59,679 | 8,542 | 4,415,461 | 1,193,628 | |
| 4,884 | 610 | 440,920 | 121,066 | |
| 12,604 | 3,656 | 876,903 | 425,484 | |
| 17,735 | 1,860 | 1,645,467 | 301,406 | |
| 24,456 | 2,416 | 1,452,171 | 345,672 | |

| | | | | |
|-------|-------|---------|---------|--|
| 5,427 | 1,277 | 751,387 | 277,502 | |
| 1,513 | 608 | 263,293 | 158,068 | |
| 1,461 | 137 | 301,551 | 47,136 | |
| 2,453 | 532 | 186,543 | 72,298 | |

| | | | | |
|-------|-----|---------|--------|--|
| 1,299 | 405 | 221,956 | 82,429 | |
| 638 | 177 | 64,557 | 35,777 | |
| 292 | 66 | 25,277 | 9,316 | |
| 361 | 186 | 73,343 | 53,221 | |
| 211 | 90 | 66,328 | 32,791 | |
| 1,333 | 579 | 123,596 | 86,372 | |
| 994 | 488 | 98,036 | 75,081 | |
| 397 | 153 | 48,648 | 23,566 | |
| 628 | 439 | 113,125 | 95,576 | |
| 1,075 | 135 | 68,681 | 14,716 | |
| 520 | 86 | 41,312 | 14,682 | |
| 339 | 167 | 38,011 | 30,053 | |
| 458 | 140 | 100,368 | 42,579 | |
| 215 | 147 | 36,812 | 33,151 | |

STR Global and STR track over 46,000 hotels worldwide. If you need information on additional countries and cities, please contact us on sales@strglobal.com

Legal Notice

STR Global Limited's Hotel Review is a publication of STR Global Limited and is intended solely for use by paid subscribers. Reproduction or distribution of the Hotel Review, in whole or part, without written permission of STR Global Limited is prohibited and subject to legal action. Site licenses are available. Ownership, distribution and use of the Hotel Review and its contents are subject to the terms set forth in the contract you have entered into with STR Global Limited
Source 2015 STR Global Limited

Global Performance (Data in US Dollars)

For the Month of: March 2015



| | March 2015 vs March 2014 | | | | | | | | |
|----------------------|--------------------------|------|--------|--------|--------|--------|--------------------------------|-------|--------|
| | Occ % | | ADR | | RevPAR | | Percent Change from March 2014 | | |
| | 2015 | 2014 | 2015 | 2014 | 2015 | 2014 | Occ. | ADR | RevPAR |
| Asia Pacific | 68.8 | 68.9 | 111.15 | 118.18 | 76.49 | 81.38 | -0.1 | -5.9 | -6.0 |
| Central & South Asia | 60.8 | 60.6 | 122.38 | 134.47 | 74.40 | 81.51 | 0.3 | -9.0 | -8.7 |
| Northeastern Asia | 68.0 | 68.4 | 98.18 | 101.45 | 66.80 | 69.36 | -0.5 | -3.2 | -3.7 |
| Southeastern Asia | 69.2 | 68.9 | 126.38 | 136.31 | 87.50 | 93.95 | 0.4 | -7.3 | -6.9 |
| Australia & Oceania | 77.7 | 76.3 | 147.98 | 166.48 | 114.96 | 127.07 | 1.8 | -11.1 | -9.5 |

| | | | | | | | | | |
|-----------------|------|------|--------|--------|--------|--------|------|------|------|
| Americas | 66.6 | 65.2 | 122.22 | 117.55 | 81.34 | 76.60 | 2.1 | 4.0 | 6.2 |
| North America | 66.5 | 65.1 | 119.97 | 115.22 | 79.76 | 74.98 | 2.2 | 4.1 | 6.4 |
| Caribbean | 79.4 | 78.4 | 248.37 | 246.26 | 197.20 | 193.02 | 1.3 | 0.9 | 2.2 |
| Central America | 64.5 | 66.0 | 128.36 | 129.08 | 82.77 | 85.23 | -2.3 | -0.6 | -2.9 |
| South America | 63.2 | 62.1 | 146.31 | 143.30 | 92.53 | 89.04 | 1.8 | 2.1 | 3.9 |

| | | | | | | | | | |
|-----------------|------|------|--------|--------|-------|--------|-----|-------|-------|
| Europe | 66.5 | 64.5 | 116.50 | 136.65 | 77.48 | 88.11 | 3.1 | -14.7 | -12.1 |
| Eastern Europe | 56.1 | 52.0 | 75.65 | 101.59 | 42.46 | 52.78 | 8.0 | -25.5 | -19.5 |
| Northern Europe | 72.7 | 71.4 | 119.94 | 133.04 | 87.16 | 95.04 | 1.7 | -9.8 | -8.3 |
| Southern Europe | 62.0 | 59.8 | 107.85 | 126.05 | 66.91 | 75.32 | 3.8 | -14.4 | -11.2 |
| Western Europe | 66.4 | 64.4 | 131.01 | 159.35 | 87.04 | 102.54 | 3.2 | -17.8 | -15.1 |

| | | | | | | | | | |
|---------------------------|------|------|--------|--------|--------|--------|------|-------|------|
| Middle East/Africa | 68.7 | 66.6 | 171.23 | 175.92 | 117.59 | 117.17 | 3.1 | -2.7 | 0.4 |
| Middle East | 75.3 | 75.6 | 210.69 | 214.81 | 158.63 | 162.42 | -0.4 | -1.9 | -2.3 |
| Northern Africa | 52.2 | 45.3 | 88.47 | 85.89 | 46.15 | 38.93 | 15.1 | 3.0 | 18.6 |
| Southern Africa | 65.0 | 63.4 | 114.56 | 127.50 | 74.43 | 80.87 | 2.4 | -10.1 | -8.0 |

| | Occ % | | ADR | | RevPAR | | Percent Change from March 2014 | | |
|----------------|-------|------|--------|--------|--------|--------|--------------------------------|-------|--------|
| | 2015 | 2014 | 2015 | 2014 | 2015 | 2014 | Occ. | ADR | RevPAR |
| Markets | 73.2 | 70.0 | 94.78 | 93.87 | 69.42 | 65.68 | 4.7 | 1.0 | 5.7 |
| Beijing | 73.2 | 68.9 | 99.75 | 122.48 | 72.98 | 84.39 | 6.2 | -18.6 | -13.5 |
| Berlin | 59.3 | 63.9 | 136.05 | 138.61 | 80.67 | 88.61 | -7.2 | -1.8 | -9.0 |
| Buenos Aires | 85.9 | 87.6 | 260.06 | 276.13 | 223.48 | 241.82 | -1.9 | -5.8 | -7.6 |
| Dubai | 82.8 | 89.3 | 237.36 | 248.01 | 196.62 | 221.59 | -7.3 | -4.3 | -11.3 |
| Hong Kong | 78.4 | 80.2 | 196.99 | 216.91 | 154.39 | 173.87 | -2.2 | -9.2 | -11.2 |
| Los Angeles | 82.2 | 80.2 | 153.25 | 142.11 | 126.04 | 114.02 | 2.5 | 7.8 | 10.5 |
| Madrid | 67.1 | 65.8 | 102.19 | 115.15 | 68.56 | 75.82 | 1.9 | -11.3 | -9.6 |
| New York | 83.1 | 80.9 | 220.63 | 222.19 | 183.26 | 179.84 | 2.6 | -0.7 | 1.9 |
| Paris | 74.0 | 77.4 | 253.31 | 307.99 | 187.57 | 238.49 | -4.4 | -17.8 | -21.4 |
| Rome | 65.0 | 64.7 | 135.85 | 180.24 | 88.32 | 116.67 | 0.4 | -24.6 | -24.3 |
| Sydney | 89.2 | 87.3 | 175.64 | 193.21 | 156.68 | 168.75 | 2.1 | -9.1 | -7.2 |
| Tokyo | 90.5 | 89.3 | 146.47 | 153.99 | 132.58 | 137.51 | 1.4 | -4.9 | -3.6 |
| Toronto | 66.1 | 67.1 | 117.53 | 133.42 | 77.64 | 89.51 | -1.5 | -11.9 | -13.3 |

| | Year to Date - March 2015 vs March 2014 | | | | | | | | |
|--|---|------|--------|--------|--------|--------|------------------------------|------|--------|
| | Occ % | | ADR | | RevPAR | | Percent Change from YTD 2014 | | |
| | 2015 | 2014 | 2015 | 2014 | 2015 | 2014 | Occ. | ADR | RevPAR |
| | 65.8 | 65.8 | 113.05 | 119.95 | 74.42 | 78.97 | 0.0 | -5.7 | -5.8 |
| | 64.8 | 63.8 | 131.31 | 139.77 | 85.05 | 89.19 | 1.5 | -6.1 | -4.6 |
| | 63.2 | 63.4 | 97.56 | 101.57 | 61.70 | 64.38 | -0.2 | -4.0 | -4.2 |
| | 68.9 | 69.0 | 132.59 | 142.04 | 91.36 | 98.01 | -0.1 | -6.7 | -6.8 |
| | 76.2 | 75.3 | 147.90 | 162.34 | 112.75 | 122.31 | 1.2 | -8.9 | -7.8 |

| | | | | | | | | | |
|--|------|------|--------|--------|--------|--------|------|-----|------|
| | 61.1 | 59.4 | 119.14 | 114.71 | 72.78 | 68.16 | 2.8 | 3.9 | 6.8 |
| | 60.9 | 59.2 | 116.80 | 112.35 | 71.15 | 66.49 | 2.9 | 4.0 | 7.0 |
| | 77.8 | 76.2 | 241.50 | 236.64 | 187.95 | 180.28 | 2.2 | 2.1 | 4.3 |
| | 63.3 | 64.1 | 125.82 | 124.72 | 79.68 | 79.95 | -1.2 | 0.9 | -0.3 |
| | 59.2 | 60.4 | 142.12 | 136.60 | 84.14 | 82.55 | -2.0 | 4.0 | 1.9 |

| | | | | | | | | | |
|--|------|------|--------|--------|-------|-------|-----|-------|-------|
| | 61.0 | 59.2 | 115.77 | 133.80 | 70.68 | 79.24 | 3.1 | -13.5 | -10.8 |
| | 50.0 | 47.3 | 75.65 | 104.51 | 37.85 | 49.43 | 5.8 | -27.6 | -23.4 |
| | 68.1 | 66.3 | 118.89 | 128.72 | 80.98 | 85.37 | 2.7 | -7.6 | -5.1 |
| | 56.4 | 54.3 | 105.28 | 123.78 | 59.39 | 67.15 | 4.0 | -14.9 | -11.6 |
| | 60.2 | 58.8 | 131.44 | 156.27 | 79.09 | 91.90 | 2.3 | -15.9 | -13.9 |

| | | | | | | | | | |
|--|------|------|--------|--------|--------|--------|------|------|------|
| | 66.1 | 65.3 | 176.87 | 178.18 | 116.87 | 116.26 | 1.3 | -0.7 | 0.5 |
| | 73.9 | 74.8 | 215.25 | 217.19 | 159.06 | 162.46 | -1.2 | -0.9 | -2.1 |
| | 49.1 | 44.1 | 86.67 | 81.70 | 42.55 | 36.03 | 11.3 | 6.1 | 18.1 |
| | 60.2 | 61.2 | 122.69 | 131.78 | 73.92 | 80.62 | -1.5 | -6.9 | -8.3 |

| | | | | | | | | | |
|--|------|------|--------|--------|--------|--------|------|-------|-------|
| | 63.7 | 61.0 | 87.76 | 89.53 | 55.87 | 54.59 | 4.4 | -2.0 | 2.3 |
| | 64.8 | 62.0 | 99.88 | 122.42 | 64.75 | 75.90 | 4.6 | -18.4 | -14.7 |
| | 58.8 | 59.3 | 133.98 | 133.64 | 78.84 | 79.19 | -0.7 | 0.3 | -0.4 |
| | 86.1 | 88.0 | 267.90 | 281.95 | 230.57 | 248.09 | -2.2 | -5.0 | -7.1 |
| | 83.1 | 87.2 | 223.20 | 235.80 | 185.53 | 205.73 | -4.7 | -5.3 | -9.8 |
| | 75.1 | 75.2 | 193.10 | 208.31 | 145.07 | 156.69 | -0.1 | -7.3 | -7.4 |
| | 77.9 | 77.1 | 152.47 | 143.08 | 118.78 | 110.26 | 1.1 | 6.6 | 7.7 |
| | 61.5 | 59.2 | 97.16 | 111.25 | 59.77 | 65.88 | 3.9 | -12.7 | -9.3 |
| | 75.4 | 75.4 | 204.01 | 212.89 | 153.76 | 160.47 | 0.0 | -4.2 | -4.2 |
| | 67.8 | 71.8 | 249.87 | 297.50 | 169.35 | 213.52 | -5.6 | -16.0 | -20.7 |
| | 54.2 | 53.8 | 134.18 | 170.49 | 72.74 | 91.75 | 0.7 | -21.3 | -20.7 |
| | 86.9 | 85.5 | 171.64 | 186.86 | 149.08 | 159.77 | 1.6 | -8.1 | -6.7 |
| | 86.1 | 84.7 | 142.57 | 150.71 | 122.79 | 127.63 | 1.7 | -5.4 | -3.8 |
| | 62.5 | 63.8 | 112.82 | 124.63 | 70.53 | 79.48 | -2.0 | -9.5 | -11.3 |

| | Participation | | | |
|--|---------------|--------|-----------|-----------|
| | Properties | | Rooms | |
| | Census | Sample | Census | Sample |
| | 30,297 | 6,808 | 3,883,439 | 1,312,229 |
| | 3,802 | 716 | 257,921 | 97,622 |
| | 15,176 | 3,993 | 2,579,695 | 836,239 |
| | 6,056 | 925 | 732,622 | 227,693 |
| | 5,263 | 1,174 | 313,201 | 150,675 |

| | | | | |
|--|--------|--------|-----------|-----------|
| | 69,249 | 34,346 | 6,361,721 | 4,098,338 |
| | 62,899 | 33,285 | 5,706,637 | 3,909,025 |
| | 1,921 | 235 | 229,046 | 61,079 |
| | 925 | 118 | 59,035 | 21,266 |
| | 3,504 | 708 | 367,003 | 106,968 |

| | | | | |
|--|--------|-------|-----------|-----------|
| | 59,679 | 8,542 | 4,415,461 | 1,193,628 |
| | 4,884 | 610 | 440,920 | 121,066 |
| | 12,604 | 3,656 | 876,903 | 425,484 |
| | 17,735 | 1,860 | 1,645,467 | 301,406 |
| | 24,456 | 2,416 | 1,452,171 | 345,672 |

| | | | | |
|--|-------|-------|---------|---------|
| | 5,427 | 1,277 | 751,387 | 277,502 |
| | 1,513 | 608 | 263,293 | 158,068 |
| | 1,461 | 137 | 301,551 | 47,136 |
| | 2,453 | 532 | 186,543 | 72,298 |

| | | | | |
|--|-------|-----|---------|--------|
| | 1,299 | 405 | 221,956 | 82,429 |
| | 638 | 177 | 64,557 | 35,777 |
| | 292 | 66 | 25,277 | 9,316 |
| | 361 | 186 | 73,343 | 53,221 |
| | 211 | 90 | 66,328 | 32,791 |
| | 1,333 | 579 | 123,596 | 86,372 |
| | 994 | 488 | 98,036 | 75,081 |
| | 397 | 153 | 48,648 | 23,566 |
| | 628 | 439 | 113,125 | 95,576 |
| | 1,075 | 135 | 68,681 | 14,716 |
| | 520 | 86 | 41,312 | 14,682 |
| | 339 | 167 | 38,011 | 30,053 |
| | 458 | 140 | 100,368 | 42,579 |
| | 215 | 147 | 36,812 | 33,151 |

STR Global and STR track over 46,000 hotels worldwide. If you need information on additional countries and cities, please contact us on sales@strglobal.com

Legal Notice

STR Global Limited's Hotel Review is a publication of STR Global Limited and is intended solely for use by paid subscribers. Reproduction or distribution of the Hotel Review, in whole or part, without written permission of STR Global Limited is prohibited and subject to legal action. Site licenses are available. Ownership, distribution and use of the Hotel Review and its contents are subject to the terms set forth in the contract you have entered into with STR Global Limited

Source 2015 STR Global Limited

Country Performance (Data in Local Currency)

For the Month of: March 2015



| Countries | March 2015 vs March 2014 | | | | | | | | | March 2015 | | Year to Date - March 2015 vs March 2014 | | | | | | | | | Participation | | | |
|----------------|--------------------------|------|----------|----------|----------|---------|--------------------------------|------|--------|-------------------|----------------------|---|------|----------|----------|----------|---------|------------------------------|------|--------|---------------|--------|---------|---------|
| | Occ (%) | | ADR | | RevPAR | | Percent Change from March 2014 | | | Currency ISO Code | Exchange Rate to USD | Occ (%) | | ADR | | RevPAR | | Percent Change from YTD 2014 | | | Properties | | Rooms | |
| | 2015 | 2014 | 2015 | 2014 | 2015 | 2014 | Occ | ADR | RevPAR | | | 2015 | 2014 | 2015 | 2014 | 2015 | 2014 | Occ | ADR | RevPAR | Occ | Sample | Census | Sample |
| Austria | 65.9 | 64.2 | 97.88 | 92.70 | 64.50 | 59.47 | 2.7 | 5.6 | 8.5 | EUR | 0.92158 | 56.9 | 56.2 | 97.45 | 93.17 | 55.48 | 52.38 | 1.3 | 4.6 | 5.9 | 1,679 | 166 | 101,142 | 26,481 |
| Belgium | 68.5 | 66.6 | 112.85 | 111.57 | 77.35 | 74.35 | 2.9 | 1.1 | 4.0 | EUR | 0.92158 | 61.9 | 60.3 | 106.08 | 105.00 | 65.62 | 63.29 | 2.6 | 1.0 | 3.7 | 769 | 119 | 48,064 | 18,652 |
| Bulgaria | 54.9 | 54.4 | 130.25 | 130.08 | 71.52 | 70.78 | 0.9 | 0.1 | 1.0 | BGN | 1.80255 | 49.2 | 48.6 | 136.04 | 134.22 | 66.91 | 65.29 | 1.1 | 1.4 | 2.5 | 530 | 14 | 60,318 | 2,603 |
| Croatia | 24.7 | 23.3 | 445.34 | 468.83 | 110.22 | 109.24 | 6.2 | -5.0 | 0.9 | HRK | 7.04498 | 23.1 | 20.5 | 459.67 | 465.24 | 106.09 | 95.40 | 12.6 | -1.2 | 11.2 | 377 | 18 | 51,579 | 5,913 |
| Czech Republic | 61.5 | 55.5 | 1686.62 | 1585.55 | 1037.32 | 880.53 | 10.7 | 6.4 | 17.8 | CZK | 25.3266 | 50.5 | 47.6 | 1742.90 | 1673.76 | 879.50 | 795.89 | 6.1 | 4.1 | 10.5 | 962 | 90 | 59,176 | 15,561 |
| Finland | 58.4 | 58.4 | 93.30 | 93.37 | 54.49 | 54.51 | 0.0 | -0.1 | 0.0 | EUR | 0.92158 | 55.6 | 55.8 | 91.88 | 92.47 | 51.06 | 51.55 | -0.3 | -0.6 | -1.0 | 366 | 106 | 40,375 | 19,273 |
| France | 61.6 | 61.2 | 151.97 | 149.72 | 93.61 | 91.65 | 0.6 | 1.5 | 2.1 | EUR | 0.92158 | 56.3 | 56.9 | 145.53 | 144.54 | 81.93 | 82.27 | -1.1 | 0.7 | -0.4 | 7,901 | 520 | 489,640 | 48,047 |
| Germany | 68.4 | 65.2 | 99.48 | 94.17 | 68.08 | 61.41 | 4.9 | 5.6 | 10.8 | EUR | 0.92158 | 61.9 | 60.1 | 98.12 | 94.34 | 60.73 | 56.66 | 3.0 | 4.0 | 7.2 | 9,591 | 994 | 588,225 | 174,922 |
| Greece | 59.1 | 56.9 | 85.71 | 79.32 | 50.64 | 45.10 | 3.9 | 8.1 | 12.3 | EUR | 0.92158 | 53.6 | 50.9 | 83.80 | 79.84 | 44.95 | 40.63 | 5.4 | 5.0 | 10.6 | 1,699 | 58 | 144,555 | 8,485 |
| Hungary | 64.8 | 59.0 | 17379.03 | 16779.67 | 11262.60 | 9897.13 | 9.9 | 3.6 | 13.8 | HUF | 276.286 | 55.1 | 49.5 | 18304.89 | 16926.19 | 10092.03 | 8385.49 | 11.3 | 8.1 | 20.4 | 765 | 67 | 50,094 | 13,012 |
| Ireland | 73.9 | 68.5 | 97.81 | 88.94 | 72.24 | 60.91 | 7.8 | 10.0 | 18.6 | EUR | 0.92158 | 65.0 | 60.3 | 93.92 | 84.65 | 61.07 | 51.04 | 7.8 | 11.0 | 19.6 | 867 | 130 | 61,151 | 19,991 |
| Israel | 59.6 | 65.0 | 695.27 | 607.19 | 414.47 | 394.91 | -8.3 | 14.5 | 5.0 | ILS | 3.96558 | 57.0 | 60.7 | 643.81 | 578.17 | 367.18 | 350.72 | -6.0 | 11.4 | 4.7 | 370 | 62 | 51,135 | 16,300 |
| Italy | 59.4 | 58.6 | 109.13 | 110.05 | 64.84 | 64.45 | 1.4 | -0.8 | 0.6 | EUR | 0.92158 | 52.9 | 52.0 | 107.12 | 105.63 | 56.70 | 54.95 | 1.7 | 1.4 | 3.2 | 6,599 | 633 | 365,721 | 76,878 |
| Lithuania | 51.7 | 47.3 | 55.27 | 50.85 | 28.55 | 24.06 | 9.2 | 8.7 | 18.7 | LTL | 0.92158 | 47.5 | 42.8 | 55.78 | 50.38 | 26.50 | 21.55 | 11.1 | 10.7 | 23.0 | 147 | 22 | 8,252 | 2,654 |
| Malta | 65.9 | 61.8 | 89.34 | 75.15 | 58.85 | 46.45 | 6.6 | 18.9 | 26.7 | EUR | 0.92158 | 58.2 | 52.6 | 83.19 | 74.04 | 48.45 | 38.97 | 10.6 | 12.4 | 24.3 | 135 | 14 | 18,237 | 3,581 |
| Netherlands | 64.3 | 63.3 | 101.20 | 101.41 | 65.07 | 64.23 | 1.5 | -0.2 | 1.3 | EUR | 0.92158 | 59.3 | 56.6 | 97.58 | 95.48 | 57.85 | 54.04 | 4.7 | 2.2 | 7.0 | 1,983 | 290 | 107,830 | 42,171 |
| Poland | 65.8 | 60.1 | 242.66 | 245.69 | 159.64 | 147.66 | 9.5 | -1.2 | 8.1 | PLN | 3.77413 | 57.4 | 51.8 | 234.43 | 237.01 | 134.55 | 122.80 | 10.8 | -1.1 | 9.6 | 765 | 148 | 63,088 | 25,708 |
| Portugal | 55.2 | 51.9 | 67.34 | 64.61 | 37.15 | 33.53 | 6.3 | 4.2 | 10.8 | EUR | 0.92158 | 46.5 | 42.7 | 67.39 | 64.23 | 31.37 | 27.41 | 9.1 | 4.9 | 14.4 | 1,361 | 150 | 114,012 | 25,176 |
| Romania | 64.5 | 58.4 | 309.76 | 308.95 | 199.77 | 180.42 | 10.4 | 0.3 | 10.7 | RON | 4.06649 | 54.9 | 51.8 | 303.78 | 299.79 | 166.88 | 155.23 | 6.1 | 1.3 | 7.5 | 362 | 32 | 27,493 | 5,177 |
| Russia | 49.5 | 47.8 | 4759.36 | 4794.24 | 2354.94 | 2293.43 | 3.4 | -0.7 | 2.7 | RUB | 57.856 | 46.8 | 46.8 | 4862.84 | 4918.33 | 2277.18 | 2303.30 | 0.0 | -1.1 | -1.1 | 823 | 161 | 115,171 | 41,830 |
| Slovakia | 53.3 | 47.1 | 60.46 | 59.47 | 32.23 | 28.02 | 13.1 | 1.7 | 15.0 | EUR | 0.92158 | 48.3 | 43.8 | 62.43 | 61.76 | 30.14 | 27.06 | 10.2 | 1.1 | 11.4 | 190 | 25 | 12,805 | 3,508 |
| Spain | 67.4 | 64.3 | 95.61 | 81.65 | 64.40 | 52.54 | 4.7 | 17.1 | 22.6 | EUR | 0.92158 | 62.1 | 59.1 | 89.30 | 83.12 | 55.47 | 49.09 | 5.2 | 7.4 | 13.0 | 4,651 | 709 | 565,026 | 123,322 |
| Switzerland | 65.4 | 65.4 | 251.25 | 258.08 | 164.24 | 168.85 | -0.1 | -2.6 | -2.7 | CHF | 0.96429 | 59.7 | 59.8 | 250.93 | 257.93 | 149.78 | 154.36 | -0.3 | -2.7 | -3.0 | 2,385 | 314 | 108,280 | 32,472 |
| Turkey | 64.0 | 57.7 | 269.38 | 287.41 | 172.44 | 165.86 | 10.9 | -6.3 | 4.0 | TRY | 2.61104 | 58.2 | 55.1 | 248.22 | 271.26 | 144.58 | 149.48 | 5.7 | -8.5 | -3.3 | 1,606 | 188 | 247,626 | 36,818 |
| United Kingdom | 74.8 | 73.8 | 82.27 | 79.49 | 61.51 | 58.68 | 1.3 | 3.5 | 4.8 | GBP | 0.67408 | 70.5 | 68.7 | 80.00 | 76.89 | 56.38 | 52.80 | 2.6 | 4.0 | 6.8 | 8,466 | 3,189 | 535,435 | 340,010 |

STR Global and STR track over 46,000 hotels worldwide. If you need information on additional countries and cities, please contact us on sales@strglobal.com

Legal Notice

STR Global Limited's Hotel Review is a publication of STR Global Limited and is intended solely for use by paid subscribers. Reproduction or distribution of the Hotel Review, in whole or part, without written permission of STR Global Limited is prohibited and subject to legal action. Site licenses are available. Ownership, distribution and use of the Hotel Review and its contents are subject to the terms set forth in the contract you have entered into with STR Global Limited
Source 2015 STR Global Limited

Country Performance (Data in Euros)

For the Month of: March 2015



| | March 2015 vs March 2014 | | | | | | | | | Year to Date - March 2015 vs March 2014 | | | | | | | | | Participation | | | |
|---------------------|--------------------------|------|--------|--------|--------|--------|--------------------------------|-------|--------|---|------|--------|--------|--------|--------|------------------------------|-------|--------|---------------|--------|-----------|-----------|
| | Occ (%) | | ADR | | RevPAR | | Percent Change from March 2014 | | | Occ (%) | | ADR | | RevPAR | | Percent Change from YTD 2014 | | | Properties | | Rooms | |
| | 2015 | 2014 | 2015 | 2014 | 2015 | 2014 | Occ | ADR | RevPAR | 2015 | 2014 | 2015 | 2014 | 2015 | 2014 | Occ | ADR | RevPAR | Census | Sample | Census | Sample |
| Total Europe | 66.5 | 64.5 | 107.37 | 99.37 | 71.40 | 64.07 | 3.1 | 8.0 | 11.4 | 61.0 | 59.2 | 104.27 | 97.76 | 63.65 | 57.90 | 3.1 | 6.7 | 9.9 | 59,679 | 8,542 | 4,415,461 | 1,193,628 |
| Countries | | | | | | | | | | | | | | | | | | | | | | |
| Austria | 65.9 | 64.2 | 97.88 | 92.70 | 64.50 | 59.47 | 2.7 | 5.6 | 8.5 | 56.9 | 56.2 | 97.45 | 93.17 | 55.48 | 52.38 | 1.3 | 4.6 | 5.9 | 1,679 | 166 | 101,142 | 26,481 |
| Belgium | 68.5 | 66.6 | 112.85 | 111.57 | 77.35 | 74.35 | 2.9 | 1.1 | 4.0 | 61.9 | 60.3 | 106.08 | 105.00 | 65.62 | 63.29 | 2.6 | 1.0 | 3.7 | 769 | 119 | 48,064 | 18,652 |
| Bulgaria | 54.9 | 54.4 | 66.59 | 66.59 | 36.57 | 36.23 | 0.9 | 0.0 | 0.9 | 49.2 | 48.6 | 69.51 | 68.66 | 34.19 | 33.39 | 1.1 | 1.2 | 2.4 | 530 | 14 | 60,318 | 2,603 |
| Croatia | 24.7 | 23.3 | 58.26 | 61.22 | 14.42 | 14.27 | 6.2 | -4.8 | 1.1 | 23.1 | 20.5 | 59.89 | 60.74 | 13.82 | 12.46 | 12.6 | -1.4 | 11.0 | 377 | 18 | 51,579 | 5,913 |
| Czech Republic | 61.5 | 55.5 | 61.37 | 57.75 | 37.75 | 32.07 | 10.7 | 6.3 | 17.7 | 50.5 | 47.6 | 63.18 | 60.94 | 31.88 | 28.98 | 6.1 | 3.7 | 10.0 | 962 | 90 | 59,176 | 15,561 |
| Finland | 58.4 | 58.4 | 93.30 | 93.37 | 54.49 | 54.51 | 0.0 | -0.1 | 0.0 | 55.6 | 55.8 | 91.88 | 92.47 | 51.06 | 51.55 | -0.3 | -0.6 | -1.0 | 366 | 106 | 40,375 | 19,273 |
| France | 61.6 | 61.2 | 151.97 | 149.72 | 93.61 | 91.65 | 0.6 | 1.5 | 2.1 | 56.3 | 56.9 | 145.53 | 144.54 | 81.93 | 82.27 | -1.1 | 0.7 | -0.4 | 7,901 | 520 | 489,640 | 48,047 |
| Germany | 68.4 | 65.2 | 99.48 | 94.17 | 68.08 | 61.41 | 4.9 | 5.6 | 10.8 | 61.9 | 60.1 | 98.12 | 94.34 | 60.73 | 56.66 | 3.0 | 4.0 | 7.2 | 9,591 | 994 | 588,225 | 174,922 |
| Greece | 59.1 | 56.9 | 85.71 | 79.32 | 50.64 | 45.10 | 3.9 | 8.1 | 12.3 | 53.6 | 50.9 | 83.80 | 79.84 | 44.95 | 40.63 | 5.4 | 5.0 | 10.6 | 1,699 | 58 | 144,655 | 8,485 |
| Hungary | 64.8 | 59.0 | 57.97 | 54.32 | 37.57 | 32.04 | 9.9 | 6.7 | 17.3 | 55.1 | 49.5 | 60.14 | 54.63 | 33.16 | 27.07 | 11.3 | 10.1 | 22.5 | 765 | 67 | 50,094 | 13,012 |
| Ireland | 73.9 | 68.5 | 97.81 | 88.94 | 72.24 | 60.91 | 7.8 | 10.0 | 18.6 | 65.0 | 60.3 | 93.92 | 84.65 | 61.07 | 51.04 | 7.8 | 11.0 | 19.6 | 867 | 130 | 61,151 | 19,991 |
| Israel | 59.6 | 65.0 | 161.58 | 126.06 | 96.32 | 81.99 | -8.3 | 28.2 | 17.5 | 57.0 | 60.7 | 146.51 | 120.53 | 83.56 | 73.12 | -6.0 | 21.6 | 14.3 | 370 | 62 | 51,135 | 16,300 |
| Italy | 59.4 | 58.6 | 109.13 | 110.05 | 64.84 | 64.45 | 1.4 | -0.8 | 0.6 | 52.9 | 52.0 | 107.12 | 105.63 | 56.70 | 54.95 | 1.7 | 1.4 | 3.2 | 6,599 | 633 | 365,721 | 76,878 |
| Lithuania | 51.7 | 47.3 | 55.27 | 50.85 | 28.55 | 24.06 | 9.2 | 8.7 | 18.7 | 47.5 | 42.8 | 55.78 | 50.38 | 26.50 | 21.55 | 11.1 | 10.7 | 23.0 | 147 | 22 | 8,252 | 2,654 |
| Malta | 65.9 | 61.8 | 89.34 | 75.15 | 58.85 | 46.45 | 6.6 | 18.9 | 26.7 | 58.2 | 52.6 | 83.19 | 74.04 | 48.45 | 38.97 | 10.6 | 12.4 | 24.3 | 135 | 14 | 18,237 | 3,581 |
| Netherlands | 64.3 | 63.3 | 101.20 | 101.41 | 65.07 | 64.23 | 1.5 | -0.2 | 1.3 | 59.3 | 56.6 | 97.58 | 95.48 | 57.85 | 54.04 | 4.7 | 2.2 | 7.0 | 1,983 | 290 | 107,830 | 42,171 |
| Poland | 65.8 | 60.1 | 59.25 | 58.00 | 38.98 | 34.86 | 9.5 | 2.2 | 11.8 | 57.4 | 51.8 | 56.59 | 56.20 | 32.48 | 29.12 | 10.8 | 0.7 | 11.6 | 765 | 148 | 63,088 | 25,708 |
| Portugal | 55.2 | 51.9 | 67.34 | 64.61 | 37.15 | 33.53 | 6.3 | 4.2 | 10.8 | 46.5 | 42.7 | 67.39 | 64.23 | 31.37 | 27.41 | 9.1 | 4.9 | 14.4 | 1,361 | 150 | 114,012 | 25,176 |
| Romania | 64.5 | 58.4 | 70.20 | 69.20 | 45.27 | 40.41 | 10.4 | 1.4 | 12.0 | 54.9 | 51.8 | 68.61 | 66.70 | 37.69 | 34.53 | 6.1 | 2.9 | 9.1 | 362 | 32 | 27,493 | 5,177 |
| Russia | 49.5 | 47.8 | 75.81 | 96.97 | 37.51 | 46.39 | 3.4 | -21.8 | -19.1 | 46.8 | 46.8 | 70.31 | 100.35 | 32.92 | 47.00 | 0.0 | -29.9 | -29.9 | 823 | 161 | 115,171 | 41,830 |
| Slovakia | 53.3 | 47.1 | 60.46 | 59.47 | 32.23 | 28.02 | 13.1 | 1.7 | 15.0 | 48.3 | 43.8 | 62.43 | 61.76 | 30.14 | 27.06 | 10.2 | 1.1 | 11.4 | 190 | 25 | 12,805 | 3,508 |
| Spain | 67.4 | 64.3 | 95.61 | 81.65 | 64.40 | 52.54 | 4.7 | 17.1 | 22.6 | 62.1 | 59.1 | 89.30 | 83.12 | 55.47 | 49.09 | 5.2 | 7.4 | 13.0 | 4,651 | 709 | 565,026 | 123,322 |
| Switzerland | 65.4 | 65.4 | 240.12 | 211.56 | 156.96 | 138.42 | -0.1 | 13.5 | 13.4 | 59.7 | 59.8 | 238.64 | 211.34 | 142.45 | 126.47 | -0.3 | 12.9 | 12.6 | 2,385 | 314 | 108,280 | 32,472 |
| Turkey | 64.0 | 57.7 | 95.08 | 95.32 | 60.86 | 55.01 | 10.9 | -0.3 | 10.6 | 58.2 | 55.1 | 88.61 | 89.01 | 51.61 | 49.05 | 5.7 | -0.5 | 5.2 | 1,606 | 188 | 247,626 | 36,818 |
| United Kingdom | 74.8 | 73.8 | 112.48 | 96.17 | 84.10 | 70.99 | 1.3 | 17.0 | 18.5 | 70.5 | 68.7 | 108.74 | 93.32 | 76.63 | 64.08 | 2.6 | 16.5 | 19.6 | 8,466 | 3,189 | 535,435 | 340,010 |

STR Global and STR track over 46,000 hotels worldwide. If you need information on additional countries and cities, please contact us on sales@strglobal.com

Legal Notice

STR Global Limited's Hotel Review is a publication of STR Global Limited and is intended solely for use by paid subscribers. Reproduction or distribution of the Hotel Review, in whole or part, without written permission of STR Global Limited is prohibited and subject to legal action. Site licenses are available. Ownership, distribution and use of the Hotel Review and its contents are subject to the terms set forth in the contract you have entered into with STR Global Limited. Source 2015 STR Global Limited

Country Performance (Data in British Pounds)

For the Month of: March 2015



| | March 2015 vs March 2014 | | | | | | | | | Year to Date - March 2015 vs March 2014 | | | | | | | | | Participation | | | |
|---------------------|--------------------------|------|--------|--------|--------|--------|--------------------------------|-------|--------|---|------|--------|--------|--------|--------|------------------------------|-------|--------|---------------|--------|-----------|-----------|
| | Occ (%) | | ADR | | RevPAR | | Percent Change from March 2014 | | | Occ (%) | | ADR | | RevPAR | | Percent Change from YTD 2014 | | | Properties | | Rooms | |
| | 2015 | 2014 | 2015 | 2014 | 2015 | 2014 | Occ | ADR | RevPAR | 2015 | 2014 | 2015 | 2014 | 2015 | 2014 | Occ | ADR | RevPAR | Census | Sample | Census | Sample |
| Total Europe | 66.5 | 64.5 | 78.53 | 82.14 | 52.23 | 52.96 | 3.1 | -4.4 | -1.4 | 61.0 | 59.2 | 76.73 | 80.56 | 46.84 | 47.71 | 3.1 | -4.7 | -1.8 | 59,679 | 8,542 | 4,415,461 | 1,193,628 |
| Countries | | | | | | | | | | | | | | | | | | | | | | |
| Austria | 65.9 | 64.2 | 71.59 | 76.62 | 47.18 | 49.16 | 2.7 | -6.6 | -4.0 | 56.9 | 56.2 | 71.78 | 76.79 | 40.86 | 43.17 | 1.3 | -6.5 | -5.3 | 1,679 | 166 | 101,142 | 26,481 |
| Belgium | 68.5 | 66.6 | 82.54 | 92.22 | 56.58 | 61.46 | 2.9 | -10.5 | -7.9 | 61.9 | 60.3 | 78.06 | 86.54 | 48.28 | 52.16 | 2.6 | -9.8 | -7.4 | 769 | 119 | 48,064 | 18,652 |
| Bulgaria | 54.9 | 54.4 | 48.71 | 55.04 | 26.75 | 29.95 | 0.9 | -11.5 | -10.7 | 49.2 | 48.6 | 51.17 | 56.57 | 25.17 | 27.52 | 1.1 | -9.6 | -8.5 | 530 | 14 | 60,318 | 2,603 |
| Croatia | 24.7 | 23.3 | 42.61 | 50.61 | 10.55 | 11.79 | 6.2 | -15.8 | -10.6 | 23.1 | 20.5 | 44.03 | 50.06 | 10.16 | 10.27 | 12.6 | -12.1 | -1.0 | 377 | 18 | 51,579 | 5,913 |
| Czech Republic | 61.5 | 55.5 | 44.89 | 47.74 | 27.61 | 26.51 | 10.7 | -6.0 | 4.1 | 50.5 | 47.6 | 46.52 | 50.22 | 23.47 | 23.88 | 6.1 | -7.4 | -1.7 | 962 | 90 | 59,176 | 15,561 |
| Finland | 58.4 | 58.4 | 68.24 | 77.18 | 39.86 | 45.06 | 0.0 | -11.6 | -11.5 | 55.6 | 55.8 | 67.63 | 76.20 | 37.58 | 42.48 | -0.3 | -11.2 | -11.5 | 366 | 106 | 40,375 | 19,273 |
| France | 61.6 | 61.2 | 111.16 | 123.76 | 68.47 | 75.75 | 0.6 | -10.2 | -9.6 | 56.3 | 56.9 | 107.21 | 119.12 | 60.36 | 67.81 | -1.1 | -10.0 | -11.0 | 7,901 | 520 | 489,640 | 48,047 |
| Germany | 68.4 | 65.2 | 72.76 | 77.84 | 49.79 | 50.76 | 4.9 | -6.5 | -1.9 | 61.9 | 60.1 | 72.21 | 77.74 | 44.69 | 46.69 | 3.0 | -7.1 | -4.3 | 9,591 | 994 | 588,225 | 174,922 |
| Greece | 59.1 | 56.9 | 62.69 | 65.57 | 37.04 | 37.28 | 3.9 | -4.4 | -0.6 | 53.6 | 50.9 | 61.67 | 65.79 | 33.08 | 33.48 | 5.4 | -6.3 | -1.2 | 1,699 | 58 | 144,655 | 8,485 |
| Hungary | 64.8 | 59.0 | 42.40 | 44.90 | 27.48 | 26.48 | 9.9 | -5.6 | 3.8 | 55.1 | 49.5 | 44.28 | 45.03 | 24.42 | 22.31 | 11.3 | -1.7 | 9.4 | 765 | 67 | 50,094 | 13,012 |
| Ireland | 73.9 | 68.5 | 71.54 | 73.52 | 52.84 | 50.35 | 7.8 | -2.7 | 4.9 | 65.0 | 60.3 | 69.06 | 69.76 | 44.91 | 42.07 | 7.8 | -1.0 | 6.8 | 867 | 130 | 61,151 | 19,991 |
| Israel | 59.6 | 65.0 | 118.18 | 104.20 | 70.45 | 67.77 | -8.3 | 13.4 | 4.0 | 57.0 | 60.7 | 107.88 | 99.33 | 61.53 | 60.26 | -6.0 | 8.6 | 2.1 | 370 | 62 | 51,135 | 16,300 |
| Italy | 59.4 | 58.6 | 79.82 | 90.97 | 47.42 | 53.27 | 1.4 | -12.3 | -11.0 | 52.9 | 52.0 | 78.82 | 87.06 | 41.72 | 45.29 | 1.7 | -9.5 | -7.9 | 6,599 | 633 | 365,721 | 76,878 |
| Lithuania | 51.7 | 47.3 | 40.43 | 42.03 | 20.89 | 19.88 | 9.2 | -3.8 | 5.0 | 47.5 | 42.8 | 41.07 | 41.52 | 19.52 | 17.76 | 11.1 | -1.1 | 9.9 | 147 | 22 | 8,252 | 2,654 |
| Malta | 65.9 | 61.8 | 65.34 | 62.12 | 43.05 | 38.39 | 6.6 | 5.2 | 12.1 | 58.2 | 52.6 | 61.20 | 61.02 | 35.64 | 32.12 | 10.6 | 0.3 | 11.0 | 135 | 14 | 18,237 | 3,581 |
| Netherlands | 64.3 | 63.3 | 74.02 | 83.82 | 47.59 | 53.09 | 1.5 | -11.7 | -10.4 | 59.3 | 56.6 | 71.79 | 78.69 | 42.56 | 44.54 | 4.7 | -8.8 | -4.4 | 1,983 | 290 | 107,830 | 42,171 |
| Poland | 65.8 | 60.1 | 43.34 | 47.94 | 28.51 | 28.81 | 9.5 | -9.6 | -1.0 | 57.4 | 51.8 | 41.61 | 46.32 | 23.88 | 24.00 | 10.8 | -10.2 | -0.5 | 765 | 148 | 63,088 | 25,708 |
| Portugal | 55.2 | 51.9 | 49.25 | 53.41 | 27.17 | 27.72 | 6.3 | -7.8 | -2.0 | 46.5 | 42.7 | 49.58 | 52.94 | 23.08 | 22.59 | 9.1 | -6.3 | 2.2 | 1,361 | 150 | 114,012 | 25,176 |
| Romania | 64.5 | 58.4 | 51.35 | 57.20 | 33.11 | 33.41 | 10.4 | -10.2 | -0.9 | 54.9 | 51.8 | 50.46 | 54.96 | 27.72 | 28.46 | 6.1 | -8.2 | -2.6 | 362 | 32 | 27,493 | 5,177 |
| Russia | 49.5 | 47.8 | 55.45 | 80.16 | 27.44 | 38.35 | 3.4 | -30.8 | -28.4 | 46.8 | 46.8 | 51.67 | 82.66 | 24.20 | 38.71 | 0.0 | -37.5 | -37.5 | 823 | 161 | 115,171 | 41,830 |
| Slovakia | 53.3 | 47.1 | 44.22 | 49.16 | 23.58 | 23.16 | 13.1 | -10.0 | 1.8 | 48.3 | 43.8 | 45.96 | 50.89 | 22.19 | 22.30 | 10.2 | -9.7 | -0.5 | 190 | 25 | 12,805 | 3,508 |
| Spain | 67.4 | 64.3 | 69.93 | 67.49 | 47.10 | 43.43 | 4.7 | 3.6 | 8.5 | 62.1 | 59.1 | 65.72 | 68.49 | 40.82 | 40.45 | 5.2 | -4.0 | 0.9 | 4,651 | 709 | 565,026 | 123,322 |
| Switzerland | 65.4 | 65.4 | 175.64 | 174.88 | 114.81 | 114.41 | -0.1 | 0.4 | 0.3 | 59.7 | 59.8 | 175.80 | 174.17 | 104.94 | 104.23 | -0.3 | 0.9 | 0.7 | 2,385 | 314 | 108,280 | 32,472 |
| Turkey | 64.0 | 57.7 | 69.54 | 78.79 | 44.52 | 45.47 | 10.9 | -11.7 | -2.1 | 58.2 | 55.1 | 65.23 | 73.35 | 37.99 | 40.42 | 5.7 | -11.1 | -6.0 | 1,606 | 188 | 247,626 | 36,818 |
| United Kingdom | 74.8 | 73.8 | 82.27 | 79.49 | 61.51 | 58.68 | 1.3 | 3.5 | 4.8 | 70.5 | 68.7 | 80.00 | 76.89 | 56.38 | 52.80 | 2.6 | 4.0 | 6.8 | 8,466 | 3,189 | 535,435 | 340,010 |

STR Global and STR track over 46,000 hotels worldwide. If you need information on additional countries and cities, please contact us on sales@strglobal.com

Legal Notice

STR Global Limited's Hotel Review is a publication of STR Global Limited and is intended solely for use by paid subscribers. Reproduction or distribution of the Hotel Review, in whole or part, without written permission of STR Global Limited is prohibited and subject to legal action. Site licenses are available. Ownership, distribution and use of the Hotel Review and its contents are subject to the terms set forth in the contract you have entered into with STR Global Limited. Source 2015 STR Global Limited

Country Performance (Data in US Dollars)

For the Month of: March 2015



| | March 2015 vs March 2014 | | | | | | | | | Year to Date - March 2015 vs March 2014 | | | | | | | | | Participation | | | |
|---------------------|--------------------------|------|--------|--------|--------|--------|--------------------------------|-------|--------|---|------|--------|--------|--------|--------|------------------------------|-------|--------|---------------|--------|-----------|-----------|
| | Occ (%) | | ADR | | RevPAR | | Percent Change from March 2014 | | | Occ (%) | | ADR | | RevPAR | | Percent Change from YTD 2014 | | | Properties | | Rooms | |
| | 2015 | 2014 | 2015 | 2014 | 2015 | 2014 | Occ | ADR | RevPAR | 2015 | 2014 | 2015 | 2014 | 2015 | 2014 | Occ | ADR | RevPAR | Census | Sample | Census | Sample |
| Total Europe | 66.5 | 64.5 | 116.50 | 136.65 | 77.48 | 88.11 | 3.1 | -14.7 | -12.1 | 61.0 | 59.2 | 115.77 | 133.80 | 70.68 | 79.24 | 3.1 | -13.5 | -10.8 | 59,679 | 8,542 | 4,415,461 | 1,193,628 |
| Countries | | | | | | | | | | | | | | | | | | | | | | |
| Austria | 65.9 | 64.2 | 106.20 | 127.47 | 69.99 | 81.79 | 2.7 | -16.7 | -14.4 | 56.9 | 56.2 | 108.19 | 127.51 | 61.59 | 71.68 | 1.3 | -15.2 | -14.1 | 1,679 | 166 | 101,142 | 26,481 |
| Belgium | 68.5 | 66.6 | 122.45 | 153.42 | 83.93 | 102.24 | 2.9 | -20.2 | -17.9 | 61.9 | 60.3 | 117.71 | 143.74 | 72.81 | 86.64 | 2.6 | -18.1 | -16.0 | 769 | 119 | 48,064 | 18,652 |
| Bulgaria | 54.9 | 54.4 | 72.26 | 91.57 | 39.68 | 49.83 | 0.9 | -21.1 | -20.4 | 49.2 | 48.6 | 77.24 | 93.97 | 37.99 | 45.70 | 1.1 | -17.8 | -16.9 | 530 | 14 | 60,318 | 2,603 |
| Croatia | 24.7 | 23.3 | 63.21 | 84.19 | 15.65 | 19.62 | 6.2 | -24.9 | -20.2 | 23.1 | 20.5 | 66.52 | 83.16 | 15.35 | 17.05 | 12.6 | -20.0 | -10.0 | 377 | 18 | 51,579 | 5,913 |
| Czech Republic | 61.5 | 55.5 | 66.59 | 79.42 | 40.96 | 44.11 | 10.7 | -16.1 | -7.1 | 50.5 | 47.6 | 70.11 | 83.39 | 35.38 | 39.65 | 6.1 | -15.9 | -10.8 | 962 | 90 | 59,176 | 15,561 |
| Finland | 58.4 | 58.4 | 101.24 | 128.40 | 59.13 | 74.96 | 0.0 | -21.2 | -21.1 | 55.6 | 55.8 | 102.09 | 126.54 | 56.73 | 70.55 | -0.3 | -19.3 | -19.6 | 366 | 106 | 40,375 | 19,273 |
| France | 61.6 | 61.2 | 164.90 | 205.88 | 101.57 | 126.03 | 0.6 | -19.9 | -19.4 | 56.3 | 56.9 | 161.60 | 197.81 | 90.98 | 112.59 | -1.1 | -18.3 | -19.2 | 7,901 | 520 | 489,640 | 48,047 |
| Germany | 68.4 | 65.2 | 107.95 | 129.50 | 73.87 | 84.45 | 4.9 | -16.6 | -12.5 | 61.9 | 60.1 | 108.95 | 129.11 | 67.43 | 77.55 | 3.0 | -15.6 | -13.1 | 9,591 | 994 | 588,225 | 174,922 |
| Greece | 59.1 | 56.9 | 93.01 | 109.08 | 54.95 | 62.02 | 3.9 | -14.7 | -11.4 | 53.6 | 50.9 | 93.03 | 109.28 | 49.90 | 55.62 | 5.4 | -14.9 | -10.3 | 1,699 | 58 | 144,655 | 8,485 |
| Hungary | 64.8 | 59.0 | 62.90 | 74.69 | 40.76 | 44.06 | 9.9 | -15.8 | -7.5 | 55.1 | 49.5 | 66.78 | 74.79 | 36.82 | 37.05 | 11.3 | -10.7 | -0.6 | 765 | 67 | 50,094 | 13,012 |
| Ireland | 73.9 | 68.5 | 106.14 | 122.31 | 78.38 | 83.77 | 7.8 | -13.2 | -6.4 | 65.0 | 60.3 | 104.19 | 115.89 | 67.75 | 69.88 | 7.8 | -10.1 | -3.1 | 867 | 130 | 61,151 | 19,991 |
| Israel | 59.6 | 65.0 | 175.33 | 173.35 | 104.52 | 112.75 | -8.3 | 1.1 | -7.3 | 57.0 | 60.7 | 162.65 | 164.97 | 92.76 | 100.07 | -6.0 | -1.4 | -7.3 | 370 | 62 | 51,135 | 16,300 |
| Italy | 59.4 | 58.6 | 118.42 | 151.34 | 70.35 | 88.63 | 1.4 | -21.8 | -20.6 | 52.9 | 52.0 | 118.90 | 144.60 | 62.93 | 75.22 | 1.7 | -17.8 | -16.3 | 6,599 | 633 | 365,721 | 76,878 |
| Lithuania | 51.7 | 47.3 | 59.97 | 69.93 | 30.98 | 33.08 | 9.2 | -14.2 | -6.3 | 47.5 | 42.8 | 61.98 | 68.95 | 29.45 | 29.49 | 11.1 | -10.1 | -0.1 | 147 | 22 | 8,252 | 2,654 |
| Malta | 65.9 | 61.8 | 96.94 | 103.34 | 63.86 | 63.87 | 6.6 | -6.2 | 0.0 | 58.2 | 52.6 | 92.25 | 101.36 | 53.72 | 53.35 | 10.6 | -9.0 | 0.7 | 135 | 14 | 18,237 | 3,581 |
| Netherlands | 64.3 | 63.3 | 109.82 | 139.45 | 70.61 | 88.33 | 1.5 | -21.2 | -20.1 | 59.3 | 56.6 | 108.34 | 130.72 | 64.22 | 73.98 | 4.7 | -17.1 | -13.2 | 1,983 | 290 | 107,830 | 42,171 |
| Poland | 65.8 | 60.1 | 64.30 | 79.75 | 42.30 | 47.93 | 9.5 | -19.4 | -11.8 | 57.4 | 51.8 | 62.76 | 76.93 | 36.02 | 39.86 | 10.8 | -18.4 | -9.6 | 765 | 148 | 63,088 | 25,708 |
| Portugal | 55.2 | 51.9 | 73.07 | 88.85 | 40.31 | 46.11 | 6.3 | -17.8 | -12.6 | 46.5 | 42.7 | 74.76 | 87.94 | 34.80 | 37.53 | 9.1 | -15.0 | -7.3 | 1,361 | 150 | 114,012 | 25,176 |
| Romania | 64.5 | 58.4 | 76.17 | 95.16 | 49.13 | 55.57 | 10.4 | -20.0 | -11.6 | 54.9 | 51.8 | 76.10 | 91.31 | 41.81 | 47.28 | 6.1 | -16.7 | -11.6 | 362 | 32 | 27,493 | 5,177 |
| Russia | 49.5 | 47.8 | 82.26 | 133.35 | 40.70 | 63.79 | 3.4 | -38.3 | -36.2 | 46.8 | 46.8 | 78.02 | 137.35 | 36.54 | 64.32 | 0.0 | -43.2 | -43.2 | 823 | 161 | 115,171 | 41,830 |
| Slovakia | 53.3 | 47.1 | 65.60 | 81.78 | 34.97 | 38.53 | 13.1 | -19.8 | -9.2 | 48.3 | 43.8 | 69.37 | 84.51 | 33.49 | 37.03 | 10.2 | -17.9 | -9.6 | 190 | 25 | 12,805 | 3,508 |
| Spain | 67.4 | 64.3 | 103.75 | 112.29 | 69.88 | 72.25 | 4.7 | -7.6 | -3.3 | 62.1 | 59.1 | 99.10 | 113.77 | 61.56 | 67.19 | 5.2 | -12.9 | -8.4 | 4,651 | 709 | 565,026 | 123,322 |
| Switzerland | 65.4 | 65.4 | 260.56 | 290.93 | 170.32 | 190.34 | -0.1 | -10.4 | -10.5 | 59.7 | 59.8 | 265.11 | 289.21 | 158.25 | 173.07 | -0.3 | -8.3 | -8.6 | 2,385 | 314 | 108,280 | 32,472 |
| Turkey | 64.0 | 57.7 | 103.17 | 131.08 | 66.04 | 75.64 | 10.9 | -21.3 | -12.7 | 58.2 | 55.1 | 98.33 | 121.84 | 57.28 | 67.14 | 5.7 | -19.3 | -14.7 | 1,606 | 188 | 247,626 | 36,818 |
| United Kingdom | 74.8 | 73.8 | 122.05 | 132.25 | 91.26 | 97.62 | 1.3 | -7.7 | -6.5 | 70.5 | 68.7 | 120.76 | 127.73 | 85.10 | 87.71 | 2.6 | -5.5 | -3.0 | 8,466 | 3,189 | 535,435 | 340,010 |

STR Global and STR track over 46,000 hotels worldwide. If you need information on additional countries and cities, please contact us on sales@strglobal.com

Legal Notice

STR Global Limited's Hotel Review is a publication of STR Global Limited and is intended solely for use by paid subscribers. Reproduction or distribution of the Hotel Review, in whole or part, without written permission of STR Global Limited is prohibited and subject to legal action.

Site licenses are available. Ownership, distribution and use of the Hotel Review and its contents are subject to the terms set forth in the contract you have entered into with STR Global Limited

Source 2015 STR Global Limited

Market Performance (Data in Local Currency)

For the Month of: March 2015



| Markets | March 2015 vs March 2014 | | | | | | | | | March 2015 | | Year to Date - March 2015 vs March 2014 | | | | | | | | | Participation | | | |
|------------------|--------------------------|------|----------|----------|----------|----------|--------------------------------|-------|--------|-------------------|----------------------|---|------|----------|----------|----------|---------|------------------------------|-------|--------|---------------|--------|---------|--------|
| | Occ (%) | | ADR | | RevPAR | | Percent Change from March 2014 | | | Currency ISO Code | Exchange Rate to USD | Occ (%) | | ADR | | RevPAR | | Percent Change from YTD 2014 | | | Properties | | Rooms | |
| | 2015 | 2014 | 2015 | 2014 | 2015 | 2014 | Occ | ADR | RevPAR | | | 2015 | 2014 | 2015 | 2014 | 2015 | 2014 | Occ | ADR | RevPAR | Occ | Sample | Census | Sample |
| Amsterdam | 72.9 | 69.9 | 114.44 | 113.33 | 83.41 | 79.23 | 4.3 | 1.0 | 5.3 | EUR | 0.92158 | 67.6 | 63.4 | 110.36 | 106.19 | 74.56 | 67.33 | 6.6 | 3.9 | 10.7 | 352 | 105 | 31,495 | 21,086 |
| Athens | 59.3 | 57.1 | 94.13 | 87.83 | 55.85 | 50.16 | 3.9 | 7.2 | 11.3 | EUR | 0.92158 | 54.1 | 50.1 | 91.88 | 88.27 | 49.70 | 44.22 | 8.0 | 4.1 | 12.4 | 210 | 33 | 18,608 | 5,634 |
| Barcelona | 72.8 | 68.1 | 148.22 | 103.15 | 107.92 | 70.27 | 6.9 | 43.7 | 53.6 | EUR | 0.92158 | 60.6 | 58.9 | 118.07 | 112.50 | 71.54 | 66.21 | 3.0 | 4.9 | 8.1 | 528 | 120 | 49,173 | 18,723 |
| Berlin | 73.2 | 68.9 | 91.93 | 89.07 | 67.26 | 61.37 | 6.2 | 3.2 | 9.6 | EUR | 0.92158 | 64.8 | 62.0 | 90.00 | 89.43 | 58.35 | 55.45 | 4.6 | 0.6 | 5.2 | 638 | 177 | 64,557 | 35,777 |
| Bratislava | 53.0 | 47.5 | 59.29 | 58.68 | 31.41 | 27.89 | 11.5 | 1.0 | 12.6 | EUR | 0.92158 | 47.4 | 43.7 | 59.22 | 59.59 | 28.10 | 26.01 | 8.7 | -0.6 | 8.0 | 74 | 21 | 5,586 | 3,004 |
| Brussels | 70.3 | 67.9 | 125.86 | 126.42 | 88.48 | 85.86 | 3.5 | -0.4 | 3.0 | EUR | 0.92158 | 62.1 | 60.4 | 116.72 | 117.28 | 72.46 | 70.82 | 2.8 | -0.5 | 2.3 | 210 | 60 | 21,107 | 11,882 |
| Bucharest | 67.2 | 61.3 | 325.84 | 332.66 | 218.91 | 203.98 | 9.6 | -2.1 | 7.3 | RON | 4.06649 | 56.5 | 53.4 | 321.76 | 324.25 | 181.84 | 173.20 | 5.8 | -0.8 | 5.0 | 105 | 23 | 9,137 | 4,175 |
| Budapest | 66.0 | 59.8 | 18024.49 | 17547.28 | 11898.83 | 10494.85 | 10.4 | 2.7 | 13.4 | HUF | 276.286 | 55.4 | 49.3 | 19132.51 | 17879.21 | 10605.48 | 8810.31 | 12.5 | 7.0 | 20.4 | 243 | 55 | 21,845 | 11,137 |
| Copenhagen | 70.9 | 63.1 | 907.12 | 842.56 | 643.34 | 531.39 | 12.5 | 7.7 | 21.1 | DKK | 6.88311 | 65.9 | 59.0 | 860.38 | 831.20 | 567.04 | 490.45 | 11.7 | 3.5 | 15.6 | 121 | 20 | 17,349 | 4,521 |
| Dublin | 80.3 | 74.0 | 101.68 | 92.31 | 81.69 | 68.29 | 8.6 | 10.1 | 19.6 | EUR | 0.92158 | 69.8 | 64.2 | 96.91 | 87.01 | 67.62 | 55.87 | 8.7 | 11.4 | 21.0 | 203 | 81 | 20,900 | 14,351 |
| Edinburgh | 73.7 | 72.3 | 71.01 | 72.26 | 52.31 | 52.23 | 1.9 | -1.7 | 0.2 | GBP | 0.67408 | 67.2 | 66.3 | 68.15 | 67.62 | 45.82 | 44.83 | 1.4 | 0.8 | 2.2 | 174 | 98 | 12,460 | 10,478 |
| Frankfurt | 70.7 | 70.5 | 137.39 | 132.54 | 97.18 | 93.47 | 0.3 | 3.7 | 4.0 | EUR | 0.92158 | 67.4 | 68.0 | 136.77 | 133.46 | 92.17 | 90.76 | -0.9 | 2.5 | 1.6 | 135 | 46 | 16,973 | 9,532 |
| Geneva | 76.4 | 77.3 | 351.68 | 367.07 | 268.85 | 283.80 | -1.1 | -4.2 | -5.3 | CHF | 0.96429 | 65.8 | 66.3 | 305.18 | 315.19 | 200.76 | 209.07 | -0.8 | -3.2 | -4.0 | 98 | 36 | 9,245 | 5,665 |
| Helsinki | 61.3 | 61.2 | 99.58 | 100.18 | 61.00 | 61.35 | 0.0 | -0.6 | -0.6 | EUR | 0.92158 | 59.1 | 59.6 | 97.71 | 98.23 | 57.75 | 58.53 | -0.8 | -0.5 | -1.3 | 81 | 54 | 12,796 | 10,709 |
| Istanbul | 68.0 | 61.0 | 330.87 | 369.08 | 224.93 | 225.06 | 11.5 | -10.4 | -0.1 | TRY | 2.61104 | 61.5 | 58.6 | 302.86 | 345.54 | 186.21 | 202.41 | 5.0 | -12.4 | -8.0 | 457 | 103 | 47,084 | 21,595 |
| Lisbon | 64.1 | 59.0 | 79.92 | 76.97 | 51.21 | 45.44 | 8.5 | 3.8 | 12.7 | EUR | 0.92158 | 55.9 | 50.1 | 79.07 | 76.43 | 44.20 | 38.31 | 11.6 | 3.4 | 15.4 | 175 | 49 | 18,779 | 8,663 |
| London | 78.4 | 80.2 | 132.79 | 130.38 | 104.07 | 104.51 | -2.2 | 1.8 | -0.4 | GBP | 0.67408 | 75.1 | 75.2 | 127.93 | 125.42 | 96.11 | 94.34 | -0.1 | 2.0 | 1.9 | 1,333 | 579 | 123,596 | 86,372 |
| Madrid | 67.1 | 65.8 | 94.18 | 83.73 | 63.18 | 55.13 | 1.9 | 12.5 | 14.6 | EUR | 0.92158 | 61.5 | 59.2 | 87.56 | 81.27 | 53.86 | 48.13 | 3.9 | 7.7 | 11.9 | 397 | 153 | 48,648 | 23,566 |
| Manchester | 78.1 | 79.5 | 70.61 | 71.08 | 55.18 | 56.48 | -1.7 | -0.7 | -2.3 | GBP | 0.67408 | 75.8 | 73.5 | 69.86 | 66.11 | 52.96 | 48.61 | 3.1 | 5.7 | 9.0 | 125 | 83 | 14,738 | 12,070 |
| Milan | 63.5 | 66.8 | 128.63 | 133.39 | 81.70 | 89.15 | -5.0 | -3.6 | -8.4 | EUR | 0.92158 | 61.0 | 62.3 | 132.26 | 128.44 | 80.69 | 80.06 | -2.1 | 3.0 | 0.8 | 431 | 120 | 33,626 | 18,177 |
| Moscow | 55.6 | 59.8 | 5933.35 | 6069.20 | 3299.16 | 3627.10 | -7.0 | -2.2 | -9.0 | RUB | 57.856 | 52.7 | 55.6 | 5884.09 | 5934.84 | 3102.78 | 3297.76 | -5.1 | -0.9 | -5.9 | 184 | 65 | 37,791 | 18,516 |
| Paris | 74.0 | 77.4 | 233.44 | 223.97 | 172.86 | 173.43 | -4.4 | 4.2 | -0.3 | EUR | 0.92158 | 67.8 | 71.8 | 224.97 | 217.40 | 152.47 | 156.04 | -5.6 | 3.5 | -2.3 | 1,075 | 135 | 68,681 | 14,716 |
| Prague | 64.7 | 57.9 | 1701.61 | 1600.64 | 1100.87 | 927.13 | 11.7 | 6.3 | 18.7 | CZK | 25.3266 | 52.0 | 48.6 | 1768.76 | 1703.36 | 919.59 | 828.49 | 6.9 | 3.8 | 11.0 | 481 | 74 | 33,489 | 13,154 |
| Rome | 65.0 | 64.7 | 125.20 | 131.07 | 81.40 | 84.84 | 0.4 | -4.5 | -4.1 | EUR | 0.92158 | 54.2 | 53.8 | 121.02 | 124.51 | 65.61 | 67.01 | 0.7 | -2.8 | -2.1 | 520 | 86 | 41,312 | 14,682 |
| Saint Petersburg | 47.2 | 42.6 | 3407.04 | 3194.44 | 1609.58 | 1361.68 | 10.8 | 6.7 | 18.2 | RUB | 57.856 | 44.1 | 41.7 | 3472.04 | 3157.06 | 1531.19 | 1316.08 | 5.8 | 10.0 | 16.3 | 146 | 30 | 17,904 | 9,077 |
| Sofia | 54.1 | 53.9 | 130.77 | 130.70 | 70.70 | 70.44 | 0.3 | 0.1 | 0.4 | BGN | 1.80255 | 47.8 | 47.4 | 129.06 | 127.41 | 61.72 | 60.44 | 0.8 | 1.3 | 2.1 | 86 | 11 | 7,264 | 2,198 |
| Tel Aviv | 68.3 | 69.8 | 907.05 | 795.08 | 619.42 | 554.57 | -2.1 | 14.1 | 11.7 | ILS | 3.96558 | 62.4 | 65.5 | 847.56 | 748.30 | 529.08 | 489.98 | -4.7 | 13.3 | 8.0 | 70 | 19 | 9,663 | 4,672 |
| Vienna | 66.9 | 65.9 | 96.70 | 94.63 | 64.66 | 62.33 | 1.5 | 2.2 | 3.8 | EUR | 0.92158 | 55.2 | 55.3 | 92.12 | 90.82 | 50.87 | 50.20 | -0.1 | 1.4 | 1.4 | 390 | 103 | 31,926 | 18,171 |
| Vilnius | 53.0 | 49.6 | 56.54 | 51.75 | 29.98 | 25.66 | 6.9 | 9.2 | 16.8 | LTL | 0.92158 | 49.3 | 44.6 | 56.81 | 51.29 | 27.99 | 22.88 | 10.4 | 10.8 | 22.4 | 63 | 19 | 4,392 | 2,290 |
| Warsaw | 74.8 | 70.3 | 276.27 | 280.08 | 206.53 | 196.90 | 6.3 | -1.4 | 4.9 | PLN | 3.77413 | 66.0 | 61.1 | 263.00 | 265.12 | 173.52 | 161.98 | 8.0 | -0.8 | 7.1 | 91 | 42 | 14,605 | 10,008 |
| Zurich | 71.0 | 69.8 | 244.17 | 248.64 | 173.31 | 173.55 | 1.7 | -1.8 | -0.1 | CHF | 0.96429 | 65.2 | 64.4 | 241.07 | 244.90 | 157.25 | 157.69 | 1.3 | -1.6 | -0.3 | 110 | 55 | 8,430 | 5,913 |

STR Global and STR track over 46,000 hotels worldwide. If you need information on additional countries and cities, please contact us on sales@strglobal.com

Legal Notice

STR Global Limited's Hotel Review is a publication of STR Global Limited and is intended solely for use by paid subscribers. Reproduction or distribution of the Hotel Review, in whole or part, without written permission of STR Global Limited is prohibited and subject to legal action. Site licenses are available. Ownership, distribution and use of the Hotel Review and its contents are subject to the terms set forth in the contract you have entered into with STR Global Limited
Source 2015 STR Global Limited

Market Performance (Data in Euros)

For the Month of: March 2015



| | March 2015 vs March 2014 | | | | | | | | | Year to Date - March 2015 vs March 2014 | | | | | | | | | Participation | | | |
|---------------------|--------------------------|------|--------|--------|--------|--------|--------------------------------|-------|--------|---|------|--------|--------|--------|--------|------------------------------|-------|--------|---------------|--------|-----------|-----------|
| | Occ (%) | | ADR | | RevPAR | | Percent Change from March 2014 | | | Occ (%) | | ADR | | RevPAR | | Percent Change from YTD 2014 | | | Properties | | Rooms | |
| | 2015 | 2014 | 2015 | 2014 | 2015 | 2014 | Occ | ADR | RevPAR | 2015 | 2014 | 2015 | 2014 | 2015 | 2014 | Occ | ADR | RevPAR | Census | Sample | Census | Sample |
| Total Europe | 66.5 | 64.5 | 107.37 | 99.37 | 71.40 | 64.07 | 3.1 | 8.0 | 11.4 | 61.0 | 59.2 | 104.27 | 97.76 | 63.65 | 57.90 | 3.1 | 6.7 | 9.9 | 59,679 | 8,542 | 4,415,461 | 1,193,628 |
| Markets | | | | | | | | | | | | | | | | | | | | | | |
| Amsterdam | 72.9 | 69.9 | 114.44 | 113.33 | 83.41 | 79.23 | 4.3 | 1.0 | 5.3 | 67.6 | 63.4 | 110.36 | 106.19 | 74.56 | 67.33 | 6.6 | 3.9 | 10.7 | 352 | 105 | 31,495 | 21,086 |
| Athens | 59.3 | 57.1 | 94.13 | 87.83 | 55.85 | 50.16 | 3.9 | 7.2 | 11.3 | 54.1 | 50.1 | 91.88 | 88.27 | 49.70 | 44.22 | 8.0 | 4.1 | 12.4 | 210 | 33 | 18,608 | 5,634 |
| Barcelona | 72.8 | 68.1 | 148.22 | 103.15 | 107.92 | 70.27 | 6.9 | 43.7 | 53.6 | 60.6 | 58.9 | 118.07 | 112.50 | 71.54 | 66.21 | 3.0 | 4.9 | 8.1 | 528 | 120 | 49,173 | 18,723 |
| Berlin | 73.2 | 68.9 | 91.93 | 89.07 | 67.26 | 61.37 | 6.2 | 3.2 | 9.6 | 64.8 | 62.0 | 90.00 | 89.43 | 58.35 | 55.45 | 4.6 | 0.6 | 5.2 | 638 | 177 | 64,557 | 35,777 |
| Bratislava | 53.0 | 47.5 | 59.29 | 58.68 | 31.41 | 27.89 | 11.5 | 1.0 | 12.6 | 47.4 | 43.7 | 59.22 | 59.59 | 28.10 | 26.01 | 8.7 | -0.6 | 8.0 | 74 | 21 | 5,586 | 3,004 |
| Brussels | 70.3 | 67.9 | 125.86 | 126.42 | 88.48 | 85.86 | 3.5 | -0.4 | 3.0 | 62.1 | 60.4 | 116.72 | 117.28 | 72.46 | 70.82 | 2.8 | -0.5 | 2.3 | 210 | 60 | 21,107 | 11,882 |
| Bucharest | 67.2 | 61.3 | 73.84 | 74.51 | 49.61 | 45.69 | 9.6 | -0.9 | 8.6 | 56.5 | 53.4 | 72.67 | 72.14 | 41.07 | 38.53 | 5.8 | 0.7 | 6.6 | 105 | 23 | 9,137 | 4,175 |
| Budapest | 66.0 | 59.8 | 60.12 | 56.80 | 39.69 | 33.97 | 10.4 | 5.8 | 16.8 | 55.4 | 49.3 | 62.87 | 57.71 | 34.85 | 28.44 | 12.5 | 8.9 | 22.5 | 243 | 55 | 21,845 | 11,137 |
| Copenhagen | 70.9 | 63.1 | 121.45 | 112.85 | 86.14 | 71.17 | 12.5 | 7.6 | 21.0 | 65.9 | 59.0 | 115.34 | 111.35 | 76.02 | 65.70 | 11.7 | 3.6 | 15.7 | 121 | 20 | 17,349 | 4,521 |
| Dublin | 80.3 | 74.0 | 101.68 | 92.31 | 81.69 | 68.29 | 8.6 | 10.1 | 19.6 | 69.8 | 64.2 | 96.91 | 87.01 | 67.62 | 55.87 | 8.7 | 11.4 | 21.0 | 203 | 81 | 20,900 | 14,351 |
| Edinburgh | 73.7 | 72.3 | 97.08 | 87.42 | 71.52 | 63.19 | 1.9 | 11.0 | 13.2 | 67.2 | 66.3 | 92.70 | 82.05 | 62.33 | 54.41 | 1.4 | 13.0 | 14.6 | 174 | 98 | 12,460 | 10,478 |
| Frankfurt | 70.7 | 70.5 | 137.39 | 132.54 | 97.18 | 93.47 | 0.3 | 3.7 | 4.0 | 67.4 | 68.0 | 136.77 | 133.46 | 92.17 | 90.76 | -0.9 | 2.5 | 1.6 | 135 | 46 | 16,973 | 9,532 |
| Geneva | 76.4 | 77.3 | 336.10 | 300.91 | 256.95 | 232.64 | -1.1 | 11.7 | 10.4 | 65.8 | 66.3 | 290.57 | 258.25 | 191.15 | 171.30 | -0.8 | 12.5 | 11.6 | 98 | 36 | 9,245 | 5,665 |
| Helsinki | 61.3 | 61.2 | 99.58 | 100.18 | 61.00 | 61.35 | 0.0 | -0.6 | -0.6 | 59.1 | 59.6 | 97.71 | 98.23 | 57.75 | 58.53 | -0.8 | -0.5 | -1.3 | 81 | 54 | 12,796 | 10,709 |
| Istanbul | 68.0 | 61.0 | 116.78 | 122.41 | 79.39 | 74.64 | 11.5 | -4.6 | 6.4 | 61.5 | 58.6 | 108.11 | 113.40 | 66.47 | 66.42 | 5.0 | -4.7 | 0.1 | 457 | 103 | 47,084 | 21,595 |
| Lisbon | 64.1 | 59.0 | 79.92 | 76.97 | 51.21 | 45.44 | 8.5 | 3.8 | 12.7 | 55.9 | 50.1 | 79.07 | 76.43 | 44.20 | 38.31 | 11.6 | 3.4 | 15.4 | 175 | 49 | 18,779 | 8,663 |
| London | 78.4 | 80.2 | 181.54 | 157.74 | 142.28 | 126.44 | -2.2 | 15.1 | 12.5 | 75.1 | 75.2 | 173.84 | 152.20 | 130.60 | 114.48 | -0.1 | 14.2 | 14.1 | 1,333 | 579 | 123,596 | 86,372 |
| Madrid | 67.1 | 65.8 | 94.18 | 83.73 | 63.18 | 55.13 | 1.9 | 12.5 | 14.6 | 61.5 | 59.2 | 87.56 | 81.27 | 53.86 | 48.13 | 3.9 | 7.7 | 11.9 | 397 | 153 | 48,648 | 23,566 |
| Manchester | 78.1 | 79.5 | 96.54 | 85.99 | 75.43 | 68.33 | -1.7 | 12.3 | 10.4 | 75.8 | 73.5 | 94.99 | 80.22 | 72.01 | 58.99 | 3.1 | 18.4 | 22.1 | 125 | 83 | 14,738 | 12,070 |
| Milan | 63.5 | 66.8 | 128.63 | 133.39 | 81.70 | 89.15 | -5.0 | -3.6 | -8.4 | 61.0 | 62.3 | 132.26 | 128.44 | 80.69 | 80.06 | -2.1 | 3.0 | 0.8 | 431 | 120 | 33,626 | 18,177 |
| Moscow | 55.6 | 59.8 | 94.51 | 122.76 | 52.55 | 73.37 | -7.0 | -23.0 | -28.4 | 52.7 | 55.6 | 85.43 | 121.10 | 45.05 | 67.29 | -5.1 | -29.5 | -33.1 | 184 | 65 | 37,791 | 18,516 |
| Paris | 74.0 | 77.4 | 233.44 | 223.97 | 172.86 | 173.43 | -4.4 | 4.2 | -0.3 | 67.8 | 71.8 | 224.97 | 217.40 | 152.47 | 156.04 | -5.6 | 3.5 | -2.3 | 1,075 | 135 | 68,681 | 14,716 |
| Prague | 64.7 | 57.9 | 61.92 | 58.30 | 40.06 | 33.77 | 11.7 | 6.2 | 18.6 | 52.0 | 48.6 | 64.12 | 62.01 | 33.34 | 30.16 | 6.9 | 3.4 | 10.5 | 481 | 74 | 33,499 | 13,154 |
| Rome | 65.0 | 64.7 | 125.20 | 131.07 | 81.40 | 84.84 | 0.4 | -4.5 | -4.1 | 54.2 | 53.8 | 121.02 | 124.51 | 65.61 | 67.01 | 0.7 | -2.8 | -2.1 | 520 | 86 | 41,312 | 14,682 |
| Saint Petersburg | 47.2 | 42.6 | 54.27 | 64.61 | 25.64 | 27.54 | 10.8 | -16.0 | -6.9 | 44.1 | 41.7 | 50.07 | 64.51 | 22.08 | 26.89 | 5.8 | -22.4 | -17.9 | 146 | 30 | 17,904 | 9,077 |
| Sofia | 54.1 | 53.9 | 66.86 | 66.90 | 36.15 | 36.06 | 0.3 | -0.1 | 0.2 | 47.8 | 47.4 | 65.95 | 65.18 | 31.54 | 30.92 | 0.8 | 1.2 | 2.0 | 86 | 11 | 7,264 | 2,198 |
| Tel Aviv | 68.3 | 69.8 | 210.79 | 165.07 | 143.95 | 115.13 | -2.1 | 27.7 | 25.0 | 62.4 | 65.5 | 193.02 | 156.00 | 120.49 | 102.15 | -4.7 | 23.7 | 18.0 | 70 | 19 | 9,663 | 4,672 |
| Vienna | 66.9 | 65.9 | 96.70 | 94.63 | 64.66 | 62.33 | 1.5 | 2.2 | 3.8 | 55.2 | 55.3 | 92.12 | 90.82 | 50.87 | 50.20 | -0.1 | 1.4 | 1.4 | 390 | 103 | 31,926 | 18,171 |
| Vilnius | 53.0 | 49.6 | 56.54 | 51.75 | 29.98 | 25.66 | 6.9 | 9.2 | 16.8 | 49.3 | 44.6 | 56.81 | 51.29 | 27.99 | 22.88 | 10.4 | 10.8 | 22.4 | 63 | 19 | 4,392 | 2,290 |
| Warsaw | 74.8 | 70.3 | 67.46 | 66.11 | 50.43 | 46.48 | 6.3 | 2.0 | 8.5 | 66.0 | 61.1 | 63.50 | 62.85 | 41.89 | 38.40 | 8.0 | 1.0 | 9.1 | 91 | 42 | 14,605 | 10,008 |
| Zurich | 71.0 | 69.8 | 233.35 | 203.82 | 165.63 | 142.27 | 1.7 | 14.5 | 16.4 | 65.2 | 64.4 | 229.26 | 200.67 | 149.55 | 129.21 | 1.3 | 14.2 | 15.7 | 110 | 55 | 8,430 | 5,913 |

STR Global and STR track over 46,000 hotels worldwide. If you need information on additional countries and cities, please contact us on sales@strglobal.com

Legal Notice

STR Global Limited's Hotel Review is a publication of STR Global Limited and is intended solely for use by paid subscribers. Reproduction or distribution of the Hotel Review, in whole or part, without written permission of STR Global Limited is prohibited and subject to legal action.

Site licenses are available. Ownership, distribution and use of the Hotel Review and its contents are subject to the terms set forth in the contract you have entered into with STR Global Limited

Source 2015 STR Global Limited

Market Performance (Data in British Pounds)

For the Month of: March 2015



| | March 2015 vs March 2014 | | | | | | | | | Year to Date - March 2015 vs March 2014 | | | | | | | | | Participation | | | | | | | | | | | | | | | | | | | | | | | | | | | | | | | | | | | | | | | | | | | | | | | | | | | | | | | | | | | | | | | | | | | | | | | | | | | | | | | | | | | | | | | | | | | | | | | | | | | | | | | | | | | | | | | | | | | | | | | | | | | | | | | | | | | | | | | | | | | | | | | | | | | | | | | | | | | | | | | | | | | | | | | | | | | | | | | | | | | | | | | | | | | | | | | | | | | | | | | | | | | | | | | | | | | | | | | | | | | | | | | | | | | | | | | | | | | | | | | | | | | | | | | | | | | | | | | | | | | | | | | | | | | | | | | | | | | | | | | | | | | | | | | | | | | | | | | | | | | | | | | | | | | | | | | | | | | | | | | | | | | | | | | | | | | | | | | | | | | | | | | | | | | | | | | | | | | | | | | | | | | | | | | | | | | | | | | | | | | | | | | | | | | | | | | | | | | | | | | | | | | | | | | | | | | | | | | | | | | | | | | | | | | | | | | | | | | | | | | | | | | | | | | | | | | | | | | | | | | | | | | | | | | | | | | | | | | | | | | | | | | | | | | | | | | | | | | | | | | | | | | | | | | | | | | | | | | | | | | | | | | | | | | | | | | | | | | | | | | | | | | | | | | | | | | | | | | | | | | | | | | | | | | | | | | | | | | | | | | | | | | | | | | | | | | | | | | | | | | | | | | | | | | | | | | | | | | | | | | | | | | | | | | | | | | | | | | | | | | | | | | | | | | | | | | | | | | | | | | | | | | | | | | | | | | | | | | | | | | | | | | | | | | | | | | | | | | | | | | | | | | | | | | | | | | | | | | | | |
|---------------------|--------------------------|------|--------|--------|--------|--------|--------------------------------|-------|--------|---|------|--------|--------|--------|--------|------------------------------|-------|--------|---------------|--------|-----------|-----------|--|-----------|------|------|-------|-------|-------|-------|-----|-------|------|------|------|-------|-------|-------|-------|-----|------|------|-----|-----|--------|--------|--------|------|------|-------|-------|-------|-------|-----|------|------|------|------|-------|-------|-------|-------|-----|------|-----|-----|----|--------|-------|-----------|------|------|--------|-------|-------|-------|-----|------|------|------|------|-------|-------|-------|-------|-----|------|------|-----|-----|--------|--------|--------|------|------|-------|-------|-------|-------|-----|------|------|------|------|-------|-------|-------|-------|-----|-------|------|-----|-----|--------|--------|------------|------|------|-------|-------|-------|-------|------|-------|------|------|------|-------|-------|-------|-------|-----|-------|------|----|----|-------|-------|----------|------|------|-------|--------|-------|-------|-----|-------|------|------|------|-------|-------|-------|-------|-----|-------|------|-----|----|--------|--------|-----------|------|------|-------|-------|-------|-------|-----|-------|------|------|------|-------|-------|-------|-------|-----|-------|------|-----|----|-------|-------|----------|------|------|-------|-------|-------|-------|------|------|-----|------|------|-------|-------|-------|-------|------|------|-----|-----|----|--------|--------|------------|------|------|-------|-------|-------|-------|------|------|-----|------|------|-------|-------|-------|-------|------|------|-----|-----|----|--------|-------|--------|------|------|-------|-------|-------|-------|-----|------|-----|------|------|-------|-------|-------|-------|-----|------|-----|-----|----|--------|--------|-----------|------|------|-------|-------|-------|-------|-----|------|-----|------|------|-------|-------|-------|-------|-----|-----|-----|-----|----|--------|--------|-----------|------|------|--------|--------|-------|-------|-----|------|------|------|------|--------|--------|-------|-------|------|------|------|-----|----|--------|-------|--------|------|------|--------|--------|--------|--------|------|------|------|------|------|--------|--------|--------|--------|------|-----|------|----|----|-------|-------|----------|------|------|-------|-------|-------|-------|-----|-------|-------|------|------|-------|-------|-------|-------|------|-------|-------|----|----|--------|--------|----------|------|------|-------|--------|-------|-------|------|-------|------|------|------|-------|-------|-------|-------|-----|-------|-------|-----|-----|--------|--------|--------|------|------|-------|-------|-------|-------|-----|------|------|------|------|-------|-------|-------|-------|------|------|-----|-----|----|--------|-------|--------|------|------|--------|--------|--------|--------|------|-----|------|------|------|--------|--------|-------|-------|------|-----|-----|-------|-----|---------|--------|--------|------|------|-------|-------|-------|-------|-----|------|-----|------|------|-------|-------|-------|-------|-----|------|-----|-----|-----|--------|--------|------------|------|------|-------|-------|-------|-------|------|------|------|------|------|-------|-------|-------|-------|-----|-----|-----|-----|----|--------|--------|-------|------|------|-------|--------|-------|-------|------|-------|-------|------|------|-------|--------|-------|-------|------|------|-------|-----|-----|--------|--------|--------|------|------|-------|--------|-------|-------|------|-------|-------|------|------|-------|-------|-------|-------|------|-------|-------|-----|----|--------|--------|-------|------|------|--------|--------|--------|--------|------|------|-------|------|------|--------|--------|--------|--------|------|------|-------|-------|-----|--------|--------|--------|------|------|-------|-------|-------|-------|------|------|-----|------|------|-------|-------|-------|-------|-----|------|------|-----|----|--------|--------|------|------|------|-------|--------|-------|-------|-----|-------|-------|------|------|-------|--------|-------|-------|-----|-------|-------|-----|----|--------|--------|------------------|------|------|-------|-------|-------|-------|------|-------|-------|------|------|-------|-------|-------|-------|-----|-------|-------|-----|----|--------|-------|-------|------|------|-------|-------|-------|-------|-----|-------|-------|------|------|-------|-------|-------|-------|-----|------|------|----|----|-------|-------|----------|------|------|--------|--------|--------|-------|------|------|------|------|------|--------|--------|-------|-------|------|------|-----|----|----|-------|-------|--------|------|------|-------|-------|-------|-------|-----|------|------|------|------|-------|-------|-------|-------|------|------|------|-----|-----|--------|--------|---------|------|------|-------|-------|-------|-------|-----|------|-----|------|------|-------|-------|-------|-------|------|------|-----|----|----|-------|-------|--------|------|------|-------|-------|-------|-------|-----|------|------|------|------|-------|-------|-------|-------|-----|------|------|----|----|--------|--------|--------|------|------|--------|--------|--------|--------|-----|-----|-----|------|------|--------|--------|--------|--------|-----|-----|-----|-----|----|-------|-------|
| | Occ (%) | | ADR | | RevPAR | | Percent Change from March 2014 | | | Occ (%) | | ADR | | RevPAR | | Percent Change from YTD 2014 | | | Properties | | Rooms | | | | | | | | | | | | | | | | | | | | | | | | | | | | | | | | | | | | | | | | | | | | | | | | | | | | | | | | | | | | | | | | | | | | | | | | | | | | | | | | | | | | | | | | | | | | | | | | | | | | | | | | | | | | | | | | | | | | | | | | | | | | | | | | | | | | | | | | | | | | | | | | | | | | | | | | | | | | | | | | | | | | | | | | | | | | | | | | | | | | | | | | | | | | | | | | | | | | | | | | | | | | | | | | | | | | | | | | | | | | | | | | | | | | | | | | | | | | | | | | | | | | | | | | | | | | | | | | | | | | | | | | | | | | | | | | | | | | | | | | | | | | | | | | | | | | | | | | | | | | | | | | | | | | | | | | | | | | | | | | | | | | | | | | | | | | | | | | | | | | | | | | | | | | | | | | | | | | | | | | | | | | | | | | | | | | | | | | | | | | | | | | | | | | | | | | | | | | | | | | | | | | | | | | | | | | | | | | | | | | | | | | | | | | | | | | | | | | | | | | | | | | | | | | | | | | | | | | | | | | | | | | | | | | | | | | | | | | | | | | | | | | | | | | | | | | | | | | | | | | | | | | | | | | | | | | | | | | | | | | | | | | | | | | | | | | | | | | | | | | | | | | | | | | | | | | | | | | | | | | | | | | | | | | | | | | | | | | | | | | | | | | | | | | | | | | | | | | | | | | | | | | | | | | | | | | | | | | | | | | | | | | | | | | | | | | | | | | | | | | | | | | | | | | | | | | | | | | | | | | | | | | | | | | | | | | | | | | | | | | | | | | | | | | | | | | | | | | | | | | | | | | | | | | | | | | | | | |
| | 2015 | 2014 | 2015 | 2014 | 2015 | 2014 | Occ | ADR | RevPAR | 2015 | 2014 | 2015 | 2014 | 2015 | 2014 | Occ | ADR | RevPAR | Census | Sample | Census | Sample | | | | | | | | | | | | | | | | | | | | | | | | | | | | | | | | | | | | | | | | | | | | | | | | | | | | | | | | | | | | | | | | | | | | | | | | | | | | | | | | | | | | | | | | | | | | | | | | | | | | | | | | | | | | | | | | | | | | | | | | | | | | | | | | | | | | | | | | | | | | | | | | | | | | | | | | | | | | | | | | | | | | | | | | | | | | | | | | | | | | | | | | | | | | | | | | | | | | | | | | | | | | | | | | | | | | | | | | | | | | | | | | | | | | | | | | | | | | | | | | | | | | | | | | | | | | | | | | | | | | | | | | | | | | | | | | | | | | | | | | | | | | | | | | | | | | | | | | | | | | | | | | | | | | | | | | | | | | | | | | | | | | | | | | | | | | | | | | | | | | | | | | | | | | | | | | | | | | | | | | | | | | | | | | | | | | | | | | | | | | | | | | | | | | | | | | | | | | | | | | | | | | | | | | | | | | | | | | | | | | | | | | | | | | | | | | | | | | | | | | | | | | | | | | | | | | | | | | | | | | | | | | | | | | | | | | | | | | | | | | | | | | | | | | | | | | | | | | | | | | | | | | | | | | | | | | | | | | | | | | | | | | | | | | | | | | | | | | | | | | | | | | | | | | | | | | | | | | | | | | | | | | | | | | | | | | | | | | | | | | | | | | | | | | | | | | | | | | | | | | | | | | | | | | | | | | | | | | | | | | | | | | | | | | | | | | | | | | | | | | | | | | | | | | | | | | | | | | | | | | | | | | | | | | | | | | | | | | | | | | | | | | | | | | | | | | | | | | | | | | | | | | | | | | | | | | | | |
| Total Europe | 66.5 | 64.5 | 78.53 | 82.14 | 52.23 | 52.96 | 3.1 | -4.4 | -1.4 | 61.0 | 59.2 | 76.73 | 80.56 | 46.84 | 47.71 | 3.1 | -4.7 | -1.8 | 59,679 | 8,542 | 4,415,461 | 1,193,628 | | | | | | | | | | | | | | | | | | | | | | | | | | | | | | | | | | | | | | | | | | | | | | | | | | | | | | | | | | | | | | | | | | | | | | | | | | | | | | | | | | | | | | | | | | | | | | | | | | | | | | | | | | | | | | | | | | | | | | | | | | | | | | | | | | | | | | | | | | | | | | | | | | | | | | | | | | | | | | | | | | | | | | | | | | | | | | | | | | | | | | | | | | | | | | | | | | | | | | | | | | | | | | | | | | | | | | | | | | | | | | | | | | | | | | | | | | | | | | | | | | | | | | | | | | | | | | | | | | | | | | | | | | | | | | | | | | | | | | | | | | | | | | | | | | | | | | | | | | | | | | | | | | | | | | | | | | | | | | | | | | | | | | | | | | | | | | | | | | | | | | | | | | | | | | | | | | | | | | | | | | | | | | | | | | | | | | | | | | | | | | | | | | | | | | | | | | | | | | | | | | | | | | | | | | | | | | | | | | | | | | | | | | | | | | | | | | | | | | | | | | | | | | | | | | | | | | | | | | | | | | | | | | | | | | | | | | | | | | | | | | | | | | | | | | | | | | | | | | | | | | | | | | | | | | | | | | | | | | | | | | | | | | | | | | | | | | | | | | | | | | | | | | | | | | | | | | | | | | | | | | | | | | | | | | | | | | | | | | | | | | | | | | | | | | | | | | | | | | | | | | | | | | | | | | | | | | | | | | | | | | | | | | | | | | | | | | | | | | | | | | | | | | | | | | | | | | | | | | | | | | | | | | | | | | | | | | | | | | | | | | | | | | | | | | | | | | | | | | | | | | | | | | | | | | | | | | |
| Markets | | | | | | | | | | | | | | | | | | | | | | | | Amsterdam | 72.9 | 69.9 | 83.71 | 93.67 | 61.01 | 65.49 | 4.3 | -10.6 | -6.8 | 67.6 | 63.4 | 81.18 | 87.51 | 54.84 | 55.49 | 6.6 | -7.2 | -1.2 | 352 | 105 | 31,495 | 21,086 | Athens | 59.3 | 57.1 | 68.85 | 72.60 | 40.85 | 41.46 | 3.9 | -5.2 | -1.5 | 54.1 | 50.1 | 67.64 | 72.74 | 36.58 | 36.44 | 8.0 | -7.0 | 0.4 | 210 | 33 | 18,608 | 5,634 | Barcelona | 72.8 | 68.1 | 108.42 | 85.26 | 78.93 | 58.09 | 6.9 | 27.2 | 35.9 | 60.6 | 58.9 | 86.75 | 92.67 | 52.57 | 54.54 | 3.0 | -6.4 | -3.6 | 528 | 120 | 49,173 | 18,723 | Berlin | 73.2 | 68.9 | 67.24 | 73.62 | 49.20 | 50.72 | 6.2 | -8.7 | -3.0 | 64.8 | 62.0 | 66.19 | 73.70 | 42.91 | 45.69 | 4.6 | -10.2 | -6.1 | 638 | 177 | 64,557 | 35,777 | Bratislava | 53.0 | 47.5 | 43.37 | 48.51 | 22.98 | 23.06 | 11.5 | -10.6 | -0.3 | 47.4 | 43.7 | 43.59 | 49.10 | 20.68 | 21.43 | 8.7 | -11.2 | -3.5 | 74 | 21 | 5,586 | 3,004 | Brussels | 70.3 | 67.9 | 92.06 | 104.50 | 64.71 | 70.98 | 3.5 | -11.9 | -8.8 | 62.1 | 60.4 | 85.87 | 96.66 | 53.31 | 58.37 | 2.8 | -11.2 | -8.7 | 210 | 60 | 21,107 | 11,882 | Bucharest | 67.2 | 61.3 | 54.01 | 61.59 | 36.29 | 37.77 | 9.6 | -12.3 | -3.9 | 56.5 | 53.4 | 53.45 | 59.45 | 30.21 | 31.76 | 5.8 | -10.1 | -4.9 | 105 | 23 | 9,137 | 4,175 | Budapest | 66.0 | 59.8 | 43.98 | 46.95 | 29.03 | 28.08 | 10.4 | -6.3 | 3.4 | 55.4 | 49.3 | 46.29 | 47.56 | 25.66 | 23.44 | 12.5 | -2.7 | 9.5 | 243 | 55 | 21,845 | 11,137 | Copenhagen | 70.9 | 63.1 | 88.84 | 93.28 | 63.00 | 58.83 | 12.5 | -4.8 | 7.1 | 65.9 | 59.0 | 84.95 | 91.76 | 55.99 | 54.14 | 11.7 | -7.4 | 3.4 | 121 | 20 | 17,349 | 4,521 | Dublin | 80.3 | 74.0 | 74.37 | 76.31 | 59.75 | 56.45 | 8.6 | -2.5 | 5.8 | 69.8 | 64.2 | 71.26 | 71.72 | 49.72 | 46.05 | 8.7 | -0.6 | 8.0 | 203 | 81 | 20,900 | 14,351 | Edinburgh | 73.7 | 72.3 | 71.01 | 72.26 | 52.31 | 52.23 | 1.9 | -1.7 | 0.2 | 67.2 | 66.3 | 68.15 | 67.62 | 45.82 | 44.83 | 1.4 | 0.8 | 2.2 | 174 | 98 | 12,460 | 10,478 | Frankfurt | 70.7 | 70.5 | 100.49 | 109.56 | 71.08 | 77.26 | 0.3 | -8.3 | -8.0 | 67.4 | 68.0 | 100.62 | 109.97 | 67.82 | 74.78 | -0.9 | -8.5 | -9.3 | 135 | 46 | 16,973 | 9,532 | Geneva | 76.4 | 77.3 | 245.84 | 248.73 | 187.94 | 192.30 | -1.1 | -1.2 | -2.3 | 65.8 | 66.3 | 214.05 | 212.94 | 140.81 | 141.24 | -0.8 | 0.5 | -0.3 | 98 | 36 | 9,245 | 5,665 | Helsinki | 61.3 | 61.2 | 72.84 | 82.81 | 44.61 | 50.71 | 0.0 | -12.0 | -12.0 | 59.1 | 59.6 | 71.95 | 80.95 | 42.53 | 48.23 | -0.8 | -11.1 | -11.8 | 81 | 54 | 12,796 | 10,709 | Istanbul | 68.0 | 61.0 | 85.42 | 101.18 | 58.07 | 61.70 | 11.5 | -15.6 | -5.9 | 61.5 | 58.6 | 79.57 | 93.45 | 48.93 | 54.74 | 5.0 | -14.8 | -10.6 | 457 | 103 | 47,084 | 21,595 | Lisbon | 64.1 | 59.0 | 58.46 | 63.62 | 37.45 | 37.56 | 8.5 | -8.1 | -0.3 | 55.9 | 50.1 | 58.21 | 62.99 | 32.54 | 31.57 | 11.6 | -7.6 | 3.1 | 175 | 49 | 18,779 | 8,663 | London | 78.4 | 80.2 | 132.79 | 130.38 | 104.07 | 104.51 | -2.2 | 1.8 | -0.4 | 75.1 | 75.2 | 127.93 | 125.42 | 96.11 | 94.34 | -0.1 | 2.0 | 1.9 | 1,333 | 579 | 123,596 | 86,372 | Madrid | 67.1 | 65.8 | 68.89 | 69.21 | 46.21 | 45.57 | 1.9 | -0.5 | 1.4 | 61.5 | 59.2 | 64.44 | 66.97 | 39.64 | 39.66 | 3.9 | -3.8 | 0.0 | 397 | 153 | 48,648 | 23,566 | Manchester | 78.1 | 79.5 | 70.61 | 71.08 | 55.18 | 56.48 | -1.7 | -0.7 | -2.3 | 75.8 | 73.5 | 69.86 | 66.11 | 52.96 | 48.61 | 3.1 | 5.7 | 9.0 | 125 | 83 | 14,738 | 12,070 | Milan | 63.5 | 66.8 | 94.08 | 110.26 | 59.76 | 73.69 | -5.0 | -14.7 | -18.9 | 61.0 | 62.3 | 97.33 | 105.85 | 59.38 | 65.97 | -2.1 | -8.0 | -10.0 | 431 | 120 | 33,626 | 18,177 | Moscow | 55.6 | 59.8 | 69.13 | 101.48 | 38.44 | 60.64 | -7.0 | -31.9 | -36.6 | 52.7 | 55.6 | 62.75 | 99.77 | 33.09 | 55.44 | -5.1 | -37.1 | -40.3 | 184 | 65 | 37,791 | 18,516 | Paris | 74.0 | 77.4 | 170.75 | 185.13 | 126.44 | 143.36 | -4.4 | -7.8 | -11.8 | 67.8 | 71.8 | 165.79 | 179.18 | 112.36 | 128.60 | -5.6 | -7.5 | -12.6 | 1,075 | 135 | 68,681 | 14,716 | Prague | 64.7 | 57.9 | 45.29 | 48.19 | 29.30 | 27.91 | 11.7 | -6.0 | 5.0 | 52.0 | 48.6 | 47.21 | 51.11 | 24.54 | 24.86 | 6.9 | -7.6 | -1.3 | 481 | 74 | 33,499 | 13,154 | Rome | 65.0 | 64.7 | 91.58 | 108.34 | 59.54 | 70.13 | 0.4 | -15.5 | -15.1 | 54.2 | 53.8 | 89.03 | 102.64 | 48.26 | 55.24 | 0.7 | -13.3 | -12.6 | 520 | 86 | 41,312 | 14,682 | Saint Petersburg | 47.2 | 42.6 | 39.70 | 53.41 | 18.75 | 22.77 | 10.8 | -25.7 | -17.6 | 44.1 | 41.7 | 36.83 | 53.15 | 16.24 | 22.16 | 5.8 | -30.7 | -26.7 | 146 | 30 | 17,904 | 9,077 | Sofia | 54.1 | 53.9 | 48.90 | 55.30 | 26.44 | 29.80 | 0.3 | -11.6 | -11.3 | 47.8 | 47.4 | 48.51 | 53.71 | 23.20 | 25.48 | 0.8 | -9.7 | -9.0 | 86 | 11 | 7,264 | 2,198 | Tel Aviv | 68.3 | 69.8 | 154.18 | 136.44 | 105.29 | 95.17 | -2.1 | 13.0 | 10.6 | 62.4 | 65.5 | 142.06 | 128.57 | 88.68 | 84.18 | -4.7 | 10.5 | 5.3 | 70 | 19 | 9,663 | 4,672 | Vienna | 66.9 | 65.9 | 70.73 | 78.22 | 47.30 | 51.52 | 1.5 | -9.6 | -8.2 | 55.2 | 55.3 | 67.82 | 74.87 | 37.45 | 41.38 | -0.1 | -9.4 | -9.5 | 390 | 103 | 31,926 | 18,171 | Vilnius | 53.0 | 49.6 | 41.35 | 42.78 | 21.93 | 21.21 | 6.9 | -3.3 | 3.4 | 49.3 | 44.6 | 41.84 | 42.27 | 20.61 | 18.85 | 10.4 | -1.0 | 9.3 | 63 | 19 | 4,392 | 2,290 | Warsaw | 74.8 | 70.3 | 49.34 | 54.65 | 36.89 | 38.42 | 6.3 | -9.7 | -4.0 | 66.0 | 61.1 | 46.68 | 51.80 | 30.80 | 31.65 | 8.0 | -9.9 | -2.7 | 91 | 42 | 14,605 | 10,008 | Zurich | 71.0 | 69.8 | 170.68 | 168.48 | 121.15 | 117.60 | 1.7 | 1.3 | 3.0 | 65.2 | 64.4 | 168.88 | 165.37 | 110.16 | 106.48 | 1.3 | 2.1 | 3.5 | 110 | 55 | 8,430 | 5,913 |
| Amsterdam | 72.9 | 69.9 | 83.71 | 93.67 | 61.01 | 65.49 | 4.3 | -10.6 | -6.8 | 67.6 | 63.4 | 81.18 | 87.51 | 54.84 | 55.49 | 6.6 | -7.2 | -1.2 | 352 | 105 | 31,495 | 21,086 | | | | | | | | | | | | | | | | | | | | | | | | | | | | | | | | | | | | | | | | | | | | | | | | | | | | | | | | | | | | | | | | | | | | | | | | | | | | | | | | | | | | | | | | | | | | | | | | | | | | | | | | | | | | | | | | | | | | | | | | | | | | | | | | | | | | | | | | | | | | | | | | | | | | | | | | | | | | | | | | | | | | | | | | | | | | | | | | | | | | | | | | | | | | | | | | | | | | | | | | | | | | | | | | | | | | | | | | | | | | | | | | | | | | | | | | | | | | | | | | | | | | | | | | | | | | | | | | | | | | | | | | | | | | | | | | | | | | | | | | | | | | | | | | | | | | | | | | | | | | | | | | | | | | | | | | | | | | | | | | | | | | | | | | | | | | | | | | | | | | | | | | | | | | | | | | | | | | | | | | | | | | | | | | | | | | | | | | | | | | | | | | | | | | | | | | | | | | | | | | | | | | | | | | | | | | | | | | | | | | | | | | | | | | | | | | | | | | | | | | | | | | | | | | | | | | | | | | | | | | | | | | | | | | | | | | | | | | | | | | | | | | | | | | | | | | | | | | | | | | | | | | | | | | | | | | | | | | | | | | | | | | | | | | | | | | | | | | | | | | | | | | | | | | | | | | | | | | | | | | | | | | | | | | | | | | | | | | | | | | | | | | | | | | | | | | | | | | | | | | | | | | | | | | | | | | | | | | | | | | | | | | | | | | | | | | | | | | | | | | | | | | | | | | | | | | | | | | | | | | | | | | | | | | | | | | | | | | | | | | | | | | | | | | | | | | | | | | | | | | | | | | | | | | | | | | | | |
| Athens | 59.3 | 57.1 | 68.85 | 72.60 | 40.85 | 41.46 | 3.9 | -5.2 | -1.5 | 54.1 | 50.1 | 67.64 | 72.74 | 36.58 | 36.44 | 8.0 | -7.0 | 0.4 | 210 | 33 | 18,608 | 5,634 | | | | | | | | | | | | | | | | | | | | | | | | | | | | | | | | | | | | | | | | | | | | | | | | | | | | | | | | | | | | | | | | | | | | | | | | | | | | | | | | | | | | | | | | | | | | | | | | | | | | | | | | | | | | | | | | | | | | | | | | | | | | | | | | | | | | | | | | | | | | | | | | | | | | | | | | | | | | | | | | | | | | | | | | | | | | | | | | | | | | | | | | | | | | | | | | | | | | | | | | | | | | | | | | | | | | | | | | | | | | | | | | | | | | | | | | | | | | | | | | | | | | | | | | | | | | | | | | | | | | | | | | | | | | | | | | | | | | | | | | | | | | | | | | | | | | | | | | | | | | | | | | | | | | | | | | | | | | | | | | | | | | | | | | | | | | | | | | | | | | | | | | | | | | | | | | | | | | | | | | | | | | | | | | | | | | | | | | | | | | | | | | | | | | | | | | | | | | | | | | | | | | | | | | | | | | | | | | | | | | | | | | | | | | | | | | | | | | | | | | | | | | | | | | | | | | | | | | | | | | | | | | | | | | | | | | | | | | | | | | | | | | | | | | | | | | | | | | | | | | | | | | | | | | | | | | | | | | | | | | | | | | | | | | | | | | | | | | | | | | | | | | | | | | | | | | | | | | | | | | | | | | | | | | | | | | | | | | | | | | | | | | | | | | | | | | | | | | | | | | | | | | | | | | | | | | | | | | | | | | | | | | | | | | | | | | | | | | | | | | | | | | | | | | | | | | | | | | | | | | | | | | | | | | | | | | | | | | | | | | | | | | | | | | | | | | | | | | | | | | | | | | | | | | | | | | | | |
| Barcelona | 72.8 | 68.1 | 108.42 | 85.26 | 78.93 | 58.09 | 6.9 | 27.2 | 35.9 | 60.6 | 58.9 | 86.75 | 92.67 | 52.57 | 54.54 | 3.0 | -6.4 | -3.6 | 528 | 120 | 49,173 | 18,723 | | | | | | | | | | | | | | | | | | | | | | | | | | | | | | | | | | | | | | | | | | | | | | | | | | | | | | | | | | | | | | | | | | | | | | | | | | | | | | | | | | | | | | | | | | | | | | | | | | | | | | | | | | | | | | | | | | | | | | | | | | | | | | | | | | | | | | | | | | | | | | | | | | | | | | | | | | | | | | | | | | | | | | | | | | | | | | | | | | | | | | | | | | | | | | | | | | | | | | | | | | | | | | | | | | | | | | | | | | | | | | | | | | | | | | | | | | | | | | | | | | | | | | | | | | | | | | | | | | | | | | | | | | | | | | | | | | | | | | | | | | | | | | | | | | | | | | | | | | | | | | | | | | | | | | | | | | | | | | | | | | | | | | | | | | | | | | | | | | | | | | | | | | | | | | | | | | | | | | | | | | | | | | | | | | | | | | | | | | | | | | | | | | | | | | | | | | | | | | | | | | | | | | | | | | | | | | | | | | | | | | | | | | | | | | | | | | | | | | | | | | | | | | | | | | | | | | | | | | | | | | | | | | | | | | | | | | | | | | | | | | | | | | | | | | | | | | | | | | | | | | | | | | | | | | | | | | | | | | | | | | | | | | | | | | | | | | | | | | | | | | | | | | | | | | | | | | | | | | | | | | | | | | | | | | | | | | | | | | | | | | | | | | | | | | | | | | | | | | | | | | | | | | | | | | | | | | | | | | | | | | | | | | | | | | | | | | | | | | | | | | | | | | | | | | | | | | | | | | | | | | | | | | | | | | | | | | | | | | | | | | | | | | | | | | | | | | | | | | | | | | | | | | | | | | | | | | |
| Berlin | 73.2 | 68.9 | 67.24 | 73.62 | 49.20 | 50.72 | 6.2 | -8.7 | -3.0 | 64.8 | 62.0 | 66.19 | 73.70 | 42.91 | 45.69 | 4.6 | -10.2 | -6.1 | 638 | 177 | 64,557 | 35,777 | | | | | | | | | | | | | | | | | | | | | | | | | | | | | | | | | | | | | | | | | | | | | | | | | | | | | | | | | | | | | | | | | | | | | | | | | | | | | | | | | | | | | | | | | | | | | | | | | | | | | | | | | | | | | | | | | | | | | | | | | | | | | | | | | | | | | | | | | | | | | | | | | | | | | | | | | | | | | | | | | | | | | | | | | | | | | | | | | | | | | | | | | | | | | | | | | | | | | | | | | | | | | | | | | | | | | | | | | | | | | | | | | | | | | | | | | | | | | | | | | | | | | | | | | | | | | | | | | | | | | | | | | | | | | | | | | | | | | | | | | | | | | | | | | | | | | | | | | | | | | | | | | | | | | | | | | | | | | | | | | | | | | | | | | | | | | | | | | | | | | | | | | | | | | | | | | | | | | | | | | | | | | | | | | | | | | | | | | | | | | | | | | | | | | | | | | | | | | | | | | | | | | | | | | | | | | | | | | | | | | | | | | | | | | | | | | | | | | | | | | | | | | | | | | | | | | | | | | | | | | | | | | | | | | | | | | | | | | | | | | | | | | | | | | | | | | | | | | | | | | | | | | | | | | | | | | | | | | | | | | | | | | | | | | | | | | | | | | | | | | | | | | | | | | | | | | | | | | | | | | | | | | | | | | | | | | | | | | | | | | | | | | | | | | | | | | | | | | | | | | | | | | | | | | | | | | | | | | | | | | | | | | | | | | | | | | | | | | | | | | | | | | | | | | | | | | | | | | | | | | | | | | | | | | | | | | | | | | | | | | | | | | | | | | | | | | | | | | | | | | | | | | | | | | | | | | | |
| Bratislava | 53.0 | 47.5 | 43.37 | 48.51 | 22.98 | 23.06 | 11.5 | -10.6 | -0.3 | 47.4 | 43.7 | 43.59 | 49.10 | 20.68 | 21.43 | 8.7 | -11.2 | -3.5 | 74 | 21 | 5,586 | 3,004 | | | | | | | | | | | | | | | | | | | | | | | | | | | | | | | | | | | | | | | | | | | | | | | | | | | | | | | | | | | | | | | | | | | | | | | | | | | | | | | | | | | | | | | | | | | | | | | | | | | | | | | | | | | | | | | | | | | | | | | | | | | | | | | | | | | | | | | | | | | | | | | | | | | | | | | | | | | | | | | | | | | | | | | | | | | | | | | | | | | | | | | | | | | | | | | | | | | | | | | | | | | | | | | | | | | | | | | | | | | | | | | | | | | | | | | | | | | | | | | | | | | | | | | | | | | | | | | | | | | | | | | | | | | | | | | | | | | | | | | | | | | | | | | | | | | | | | | | | | | | | | | | | | | | | | | | | | | | | | | | | | | | | | | | | | | | | | | | | | | | | | | | | | | | | | | | | | | | | | | | | | | | | | | | | | | | | | | | | | | | | | | | | | | | | | | | | | | | | | | | | | | | | | | | | | | | | | | | | | | | | | | | | | | | | | | | | | | | | | | | | | | | | | | | | | | | | | | | | | | | | | | | | | | | | | | | | | | | | | | | | | | | | | | | | | | | | | | | | | | | | | | | | | | | | | | | | | | | | | | | | | | | | | | | | | | | | | | | | | | | | | | | | | | | | | | | | | | | | | | | | | | | | | | | | | | | | | | | | | | | | | | | | | | | | | | | | | | | | | | | | | | | | | | | | | | | | | | | | | | | | | | | | | | | | | | | | | | | | | | | | | | | | | | | | | | | | | | | | | | | | | | | | | | | | | | | | | | | | | | | | | | | | | | | | | | | | | | | | | | | | | | | | | | | | | | | | | |
| Brussels | 70.3 | 67.9 | 92.06 | 104.50 | 64.71 | 70.98 | 3.5 | -11.9 | -8.8 | 62.1 | 60.4 | 85.87 | 96.66 | 53.31 | 58.37 | 2.8 | -11.2 | -8.7 | 210 | 60 | 21,107 | 11,882 | | | | | | | | | | | | | | | | | | | | | | | | | | | | | | | | | | | | | | | | | | | | | | | | | | | | | | | | | | | | | | | | | | | | | | | | | | | | | | | | | | | | | | | | | | | | | | | | | | | | | | | | | | | | | | | | | | | | | | | | | | | | | | | | | | | | | | | | | | | | | | | | | | | | | | | | | | | | | | | | | | | | | | | | | | | | | | | | | | | | | | | | | | | | | | | | | | | | | | | | | | | | | | | | | | | | | | | | | | | | | | | | | | | | | | | | | | | | | | | | | | | | | | | | | | | | | | | | | | | | | | | | | | | | | | | | | | | | | | | | | | | | | | | | | | | | | | | | | | | | | | | | | | | | | | | | | | | | | | | | | | | | | | | | | | | | | | | | | | | | | | | | | | | | | | | | | | | | | | | | | | | | | | | | | | | | | | | | | | | | | | | | | | | | | | | | | | | | | | | | | | | | | | | | | | | | | | | | | | | | | | | | | | | | | | | | | | | | | | | | | | | | | | | | | | | | | | | | | | | | | | | | | | | | | | | | | | | | | | | | | | | | | | | | | | | | | | | | | | | | | | | | | | | | | | | | | | | | | | | | | | | | | | | | | | | | | | | | | | | | | | | | | | | | | | | | | | | | | | | | | | | | | | | | | | | | | | | | | | | | | | | | | | | | | | | | | | | | | | | | | | | | | | | | | | | | | | | | | | | | | | | | | | | | | | | | | | | | | | | | | | | | | | | | | | | | | | | | | | | | | | | | | | | | | | | | | | | | | | | | | | | | | | | | | | | | | | | | | | | | | | | | | | | | | | | | | | |
| Bucharest | 67.2 | 61.3 | 54.01 | 61.59 | 36.29 | 37.77 | 9.6 | -12.3 | -3.9 | 56.5 | 53.4 | 53.45 | 59.45 | 30.21 | 31.76 | 5.8 | -10.1 | -4.9 | 105 | 23 | 9,137 | 4,175 | | | | | | | | | | | | | | | | | | | | | | | | | | | | | | | | | | | | | | | | | | | | | | | | | | | | | | | | | | | | | | | | | | | | | | | | | | | | | | | | | | | | | | | | | | | | | | | | | | | | | | | | | | | | | | | | | | | | | | | | | | | | | | | | | | | | | | | | | | | | | | | | | | | | | | | | | | | | | | | | | | | | | | | | | | | | | | | | | | | | | | | | | | | | | | | | | | | | | | | | | | | | | | | | | | | | | | | | | | | | | | | | | | | | | | | | | | | | | | | | | | | | | | | | | | | | | | | | | | | | | | | | | | | | | | | | | | | | | | | | | | | | | | | | | | | | | | | | | | | | | | | | | | | | | | | | | | | | | | | | | | | | | | | | | | | | | | | | | | | | | | | | | | | | | | | | | | | | | | | | | | | | | | | | | | | | | | | | | | | | | | | | | | | | | | | | | | | | | | | | | | | | | | | | | | | | | | | | | | | | | | | | | | | | | | | | | | | | | | | | | | | | | | | | | | | | | | | | | | | | | | | | | | | | | | | | | | | | | | | | | | | | | | | | | | | | | | | | | | | | | | | | | | | | | | | | | | | | | | | | | | | | | | | | | | | | | | | | | | | | | | | | | | | | | | | | | | | | | | | | | | | | | | | | | | | | | | | | | | | | | | | | | | | | | | | | | | | | | | | | | | | | | | | | | | | | | | | | | | | | | | | | | | | | | | | | | | | | | | | | | | | | | | | | | | | | | | | | | | | | | | | | | | | | | | | | | | | | | | | | | | | | | | | | | | | | | | | | | | | | | | | | | | | | | | | | | | |
| Budapest | 66.0 | 59.8 | 43.98 | 46.95 | 29.03 | 28.08 | 10.4 | -6.3 | 3.4 | 55.4 | 49.3 | 46.29 | 47.56 | 25.66 | 23.44 | 12.5 | -2.7 | 9.5 | 243 | 55 | 21,845 | 11,137 | | | | | | | | | | | | | | | | | | | | | | | | | | | | | | | | | | | | | | | | | | | | | | | | | | | | | | | | | | | | | | | | | | | | | | | | | | | | | | | | | | | | | | | | | | | | | | | | | | | | | | | | | | | | | | | | | | | | | | | | | | | | | | | | | | | | | | | | | | | | | | | | | | | | | | | | | | | | | | | | | | | | | | | | | | | | | | | | | | | | | | | | | | | | | | | | | | | | | | | | | | | | | | | | | | | | | | | | | | | | | | | | | | | | | | | | | | | | | | | | | | | | | | | | | | | | | | | | | | | | | | | | | | | | | | | | | | | | | | | | | | | | | | | | | | | | | | | | | | | | | | | | | | | | | | | | | | | | | | | | | | | | | | | | | | | | | | | | | | | | | | | | | | | | | | | | | | | | | | | | | | | | | | | | | | | | | | | | | | | | | | | | | | | | | | | | | | | | | | | | | | | | | | | | | | | | | | | | | | | | | | | | | | | | | | | | | | | | | | | | | | | | | | | | | | | | | | | | | | | | | | | | | | | | | | | | | | | | | | | | | | | | | | | | | | | | | | | | | | | | | | | | | | | | | | | | | | | | | | | | | | | | | | | | | | | | | | | | | | | | | | | | | | | | | | | | | | | | | | | | | | | | | | | | | | | | | | | | | | | | | | | | | | | | | | | | | | | | | | | | | | | | | | | | | | | | | | | | | | | | | | | | | | | | | | | | | | | | | | | | | | | | | | | | | | | | | | | | | | | | | | | | | | | | | | | | | | | | | | | | | | | | | | | | | | | | | | | | | | | | | | | | | | | | | | | | | | |
| Copenhagen | 70.9 | 63.1 | 88.84 | 93.28 | 63.00 | 58.83 | 12.5 | -4.8 | 7.1 | 65.9 | 59.0 | 84.95 | 91.76 | 55.99 | 54.14 | 11.7 | -7.4 | 3.4 | 121 | 20 | 17,349 | 4,521 | | | | | | | | | | | | | | | | | | | | | | | | | | | | | | | | | | | | | | | | | | | | | | | | | | | | | | | | | | | | | | | | | | | | | | | | | | | | | | | | | | | | | | | | | | | | | | | | | | | | | | | | | | | | | | | | | | | | | | | | | | | | | | | | | | | | | | | | | | | | | | | | | | | | | | | | | | | | | | | | | | | | | | | | | | | | | | | | | | | | | | | | | | | | | | | | | | | | | | | | | | | | | | | | | | | | | | | | | | | | | | | | | | | | | | | | | | | | | | | | | | | | | | | | | | | | | | | | | | | | | | | | | | | | | | | | | | | | | | | | | | | | | | | | | | | | | | | | | | | | | | | | | | | | | | | | | | | | | | | | | | | | | | | | | | | | | | | | | | | | | | | | | | | | | | | | | | | | | | | | | | | | | | | | | | | | | | | | | | | | | | | | | | | | | | | | | | | | | | | | | | | | | | | | | | | | | | | | | | | | | | | | | | | | | | | | | | | | | | | | | | | | | | | | | | | | | | | | | | | | | | | | | | | | | | | | | | | | | | | | | | | | | | | | | | | | | | | | | | | | | | | | | | | | | | | | | | | | | | | | | | | | | | | | | | | | | | | | | | | | | | | | | | | | | | | | | | | | | | | | | | | | | | | | | | | | | | | | | | | | | | | | | | | | | | | | | | | | | | | | | | | | | | | | | | | | | | | | | | | | | | | | | | | | | | | | | | | | | | | | | | | | | | | | | | | | | | | | | | | | | | | | | | | | | | | | | | | | | | | | | | | | | | | | | | | | | | | | | | | | | | | | | | | | | | | | | | |
| Dublin | 80.3 | 74.0 | 74.37 | 76.31 | 59.75 | 56.45 | 8.6 | -2.5 | 5.8 | 69.8 | 64.2 | 71.26 | 71.72 | 49.72 | 46.05 | 8.7 | -0.6 | 8.0 | 203 | 81 | 20,900 | 14,351 | | | | | | | | | | | | | | | | | | | | | | | | | | | | | | | | | | | | | | | | | | | | | | | | | | | | | | | | | | | | | | | | | | | | | | | | | | | | | | | | | | | | | | | | | | | | | | | | | | | | | | | | | | | | | | | | | | | | | | | | | | | | | | | | | | | | | | | | | | | | | | | | | | | | | | | | | | | | | | | | | | | | | | | | | | | | | | | | | | | | | | | | | | | | | | | | | | | | | | | | | | | | | | | | | | | | | | | | | | | | | | | | | | | | | | | | | | | | | | | | | | | | | | | | | | | | | | | | | | | | | | | | | | | | | | | | | | | | | | | | | | | | | | | | | | | | | | | | | | | | | | | | | | | | | | | | | | | | | | | | | | | | | | | | | | | | | | | | | | | | | | | | | | | | | | | | | | | | | | | | | | | | | | | | | | | | | | | | | | | | | | | | | | | | | | | | | | | | | | | | | | | | | | | | | | | | | | | | | | | | | | | | | | | | | | | | | | | | | | | | | | | | | | | | | | | | | | | | | | | | | | | | | | | | | | | | | | | | | | | | | | | | | | | | | | | | | | | | | | | | | | | | | | | | | | | | | | | | | | | | | | | | | | | | | | | | | | | | | | | | | | | | | | | | | | | | | | | | | | | | | | | | | | | | | | | | | | | | | | | | | | | | | | | | | | | | | | | | | | | | | | | | | | | | | | | | | | | | | | | | | | | | | | | | | | | | | | | | | | | | | | | | | | | | | | | | | | | | | | | | | | | | | | | | | | | | | | | | | | | | | | | | | | | | | | | | | | | | | | | | | | | | | | | | | | | | | | |
| Edinburgh | 73.7 | 72.3 | 71.01 | 72.26 | 52.31 | 52.23 | 1.9 | -1.7 | 0.2 | 67.2 | 66.3 | 68.15 | 67.62 | 45.82 | 44.83 | 1.4 | 0.8 | 2.2 | 174 | 98 | 12,460 | 10,478 | | | | | | | | | | | | | | | | | | | | | | | | | | | | | | | | | | | | | | | | | | | | | | | | | | | | | | | | | | | | | | | | | | | | | | | | | | | | | | | | | | | | | | | | | | | | | | | | | | | | | | | | | | | | | | | | | | | | | | | | | | | | | | | | | | | | | | | | | | | | | | | | | | | | | | | | | | | | | | | | | | | | | | | | | | | | | | | | | | | | | | | | | | | | | | | | | | | | | | | | | | | | | | | | | | | | | | | | | | | | | | | | | | | | | | | | | | | | | | | | | | | | | | | | | | | | | | | | | | | | | | | | | | | | | | | | | | | | | | | | | | | | | | | | | | | | | | | | | | | | | | | | | | | | | | | | | | | | | | | | | | | | | | | | | | | | | | | | | | | | | | | | | | | | | | | | | | | | | | | | | | | | | | | | | | | | | | | | | | | | | | | | | | | | | | | | | | | | | | | | | | | | | | | | | | | | | | | | | | | | | | | | | | | | | | | | | | | | | | | | | | | | | | | | | | | | | | | | | | | | | | | | | | | | | | | | | | | | | | | | | | | | | | | | | | | | | | | | | | | | | | | | | | | | | | | | | | | | | | | | | | | | | | | | | | | | | | | | | | | | | | | | | | | | | | | | | | | | | | | | | | | | | | | | | | | | | | | | | | | | | | | | | | | | | | | | | | | | | | | | | | | | | | | | | | | | | | | | | | | | | | | | | | | | | | | | | | | | | | | | | | | | | | | | | | | | | | | | | | | | | | | | | | | | | | | | | | | | | | | | | | | | | | | | | | | | | | | | | | | | | | | | | | | | | | | | | | |
| Frankfurt | 70.7 | 70.5 | 100.49 | 109.56 | 71.08 | 77.26 | 0.3 | -8.3 | -8.0 | 67.4 | 68.0 | 100.62 | 109.97 | 67.82 | 74.78 | -0.9 | -8.5 | -9.3 | 135 | 46 | 16,973 | 9,532 | | | | | | | | | | | | | | | | | | | | | | | | | | | | | | | | | | | | | | | | | | | | | | | | | | | | | | | | | | | | | | | | | | | | | | | | | | | | | | | | | | | | | | | | | | | | | | | | | | | | | | | | | | | | | | | | | | | | | | | | | | | | | | | | | | | | | | | | | | | | | | | | | | | | | | | | | | | | | | | | | | | | | | | | | | | | | | | | | | | | | | | | | | | | | | | | | | | | | | | | | | | | | | | | | | | | | | | | | | | | | | | | | | | | | | | | | | | | | | | | | | | | | | | | | | | | | | | | | | | | | | | | | | | | | | | | | | | | | | | | | | | | | | | | | | | | | | | | | | | | | | | | | | | | | | | | | | | | | | | | | | | | | | | | | | | | | | | | | | | | | | | | | | | | | | | | | | | | | | | | | | | | | | | | | | | | | | | | | | | | | | | | | | | | | | | | | | | | | | | | | | | | | | | | | | | | | | | | | | | | | | | | | | | | | | | | | | | | | | | | | | | | | | | | | | | | | | | | | | | | | | | | | | | | | | | | | | | | | | | | | | | | | | | | | | | | | | | | | | | | | | | | | | | | | | | | | | | | | | | | | | | | | | | | | | | | | | | | | | | | | | | | | | | | | | | | | | | | | | | | | | | | | | | | | | | | | | | | | | | | | | | | | | | | | | | | | | | | | | | | | | | | | | | | | | | | | | | | | | | | | | | | | | | | | | | | | | | | | | | | | | | | | | | | | | | | | | | | | | | | | | | | | | | | | | | | | | | | | | | | | | | | | | | | | | | | | | | | | | | | | | | | | | | | | | | | | | |
| Geneva | 76.4 | 77.3 | 245.84 | 248.73 | 187.94 | 192.30 | -1.1 | -1.2 | -2.3 | 65.8 | 66.3 | 214.05 | 212.94 | 140.81 | 141.24 | -0.8 | 0.5 | -0.3 | 98 | 36 | 9,245 | 5,665 | | | | | | | | | | | | | | | | | | | | | | | | | | | | | | | | | | | | | | | | | | | | | | | | | | | | | | | | | | | | | | | | | | | | | | | | | | | | | | | | | | | | | | | | | | | | | | | | | | | | | | | | | | | | | | | | | | | | | | | | | | | | | | | | | | | | | | | | | | | | | | | | | | | | | | | | | | | | | | | | | | | | | | | | | | | | | | | | | | | | | | | | | | | | | | | | | | | | | | | | | | | | | | | | | | | | | | | | | | | | | | | | | | | | | | | | | | | | | | | | | | | | | | | | | | | | | | | | | | | | | | | | | | | | | | | | | | | | | | | | | | | | | | | | | | | | | | | | | | | | | | | | | | | | | | | | | | | | | | | | | | | | | | | | | | | | | | | | | | | | | | | | | | | | | | | | | | | | | | | | | | | | | | | | | | | | | | | | | | | | | | | | | | | | | | | | | | | | | | | | | | | | | | | | | | | | | | | | | | | | | | | | | | | | | | | | | | | | | | | | | | | | | | | | | | | | | | | | | | | | | | | | | | | | | | | | | | | | | | | | | | | | | | | | | | | | | | | | | | | | | | | | | | | | | | | | | | | | | | | | | | | | | | | | | | | | | | | | | | | | | | | | | | | | | | | | | | | | | | | | | | | | | | | | | | | | | | | | | | | | | | | | | | | | | | | | | | | | | | | | | | | | | | | | | | | | | | | | | | | | | | | | | | | | | | | | | | | | | | | | | | | | | | | | | | | | | | | | | | | | | | | | | | | | | | | | | | | | | | | | | | | | | | | | | | | | | | | | | | | | | | | | | | | | | | | | | | |
| Helsinki | 61.3 | 61.2 | 72.84 | 82.81 | 44.61 | 50.71 | 0.0 | -12.0 | -12.0 | 59.1 | 59.6 | 71.95 | 80.95 | 42.53 | 48.23 | -0.8 | -11.1 | -11.8 | 81 | 54 | 12,796 | 10,709 | | | | | | | | | | | | | | | | | | | | | | | | | | | | | | | | | | | | | | | | | | | | | | | | | | | | | | | | | | | | | | | | | | | | | | | | | | | | | | | | | | | | | | | | | | | | | | | | | | | | | | | | | | | | | | | | | | | | | | | | | | | | | | | | | | | | | | | | | | | | | | | | | | | | | | | | | | | | | | | | | | | | | | | | | | | | | | | | | | | | | | | | | | | | | | | | | | | | | | | | | | | | | | | | | | | | | | | | | | | | | | | | | | | | | | | | | | | | | | | | | | | | | | | | | | | | | | | | | | | | | | | | | | | | | | | | | | | | | | | | | | | | | | | | | | | | | | | | | | | | | | | | | | | | | | | | | | | | | | | | | | | | | | | | | | | | | | | | | | | | | | | | | | | | | | | | | | | | | | | | | | | | | | | | | | | | | | | | | | | | | | | | | | | | | | | | | | | | | | | | | | | | | | | | | | | | | | | | | | | | | | | | | | | | | | | | | | | | | | | | | | | | | | | | | | | | | | | | | | | | | | | | | | | | | | | | | | | | | | | | | | | | | | | | | | | | | | | | | | | | | | | | | | | | | | | | | | | | | | | | | | | | | | | | | | | | | | | | | | | | | | | | | | | | | | | | | | | | | | | | | | | | | | | | | | | | | | | | | | | | | | | | | | | | | | | | | | | | | | | | | | | | | | | | | | | | | | | | | | | | | | | | | | | | | | | | | | | | | | | | | | | | | | | | | | | | | | | | | | | | | | | | | | | | | | | | | | | | | | | | | | | | | | | | | | | | | | | | | | | | | | | | | | | | | | | | | | |
| Istanbul | 68.0 | 61.0 | 85.42 | 101.18 | 58.07 | 61.70 | 11.5 | -15.6 | -5.9 | 61.5 | 58.6 | 79.57 | 93.45 | 48.93 | 54.74 | 5.0 | -14.8 | -10.6 | 457 | 103 | 47,084 | 21,595 | | | | | | | | | | | | | | | | | | | | | | | | | | | | | | | | | | | | | | | | | | | | | | | | | | | | | | | | | | | | | | | | | | | | | | | | | | | | | | | | | | | | | | | | | | | | | | | | | | | | | | | | | | | | | | | | | | | | | | | | | | | | | | | | | | | | | | | | | | | | | | | | | | | | | | | | | | | | | | | | | | | | | | | | | | | | | | | | | | | | | | | | | | | | | | | | | | | | | | | | | | | | | | | | | | | | | | | | | | | | | | | | | | | | | | | | | | | | | | | | | | | | | | | | | | | | | | | | | | | | | | | | | | | | | | | | | | | | | | | | | | | | | | | | | | | | | | | | | | | | | | | | | | | | | | | | | | | | | | | | | | | | | | | | | | | | | | | | | | | | | | | | | | | | | | | | | | | | | | | | | | | | | | | | | | | | | | | | | | | | | | | | | | | | | | | | | | | | | | | | | | | | | | | | | | | | | | | | | | | | | | | | | | | | | | | | | | | | | | | | | | | | | | | | | | | | | | | | | | | | | | | | | | | | | | | | | | | | | | | | | | | | | | | | | | | | | | | | | | | | | | | | | | | | | | | | | | | | | | | | | | | | | | | | | | | | | | | | | | | | | | | | | | | | | | | | | | | | | | | | | | | | | | | | | | | | | | | | | | | | | | | | | | | | | | | | | | | | | | | | | | | | | | | | | | | | | | | | | | | | | | | | | | | | | | | | | | | | | | | | | | | | | | | | | | | | | | | | | | | | | | | | | | | | | | | | | | | | | | | | | | | | | | | | | | | | | | | | | | | | | | | | | | | | | | | | | | |
| Lisbon | 64.1 | 59.0 | 58.46 | 63.62 | 37.45 | 37.56 | 8.5 | -8.1 | -0.3 | 55.9 | 50.1 | 58.21 | 62.99 | 32.54 | 31.57 | 11.6 | -7.6 | 3.1 | 175 | 49 | 18,779 | 8,663 | | | | | | | | | | | | | | | | | | | | | | | | | | | | | | | | | | | | | | | | | | | | | | | | | | | | | | | | | | | | | | | | | | | | | | | | | | | | | | | | | | | | | | | | | | | | | | | | | | | | | | | | | | | | | | | | | | | | | | | | | | | | | | | | | | | | | | | | | | | | | | | | | | | | | | | | | | | | | | | | | | | | | | | | | | | | | | | | | | | | | | | | | | | | | | | | | | | | | | | | | | | | | | | | | | | | | | | | | | | | | | | | | | | | | | | | | | | | | | | | | | | | | | | | | | | | | | | | | | | | | | | | | | | | | | | | | | | | | | | | | | | | | | | | | | | | | | | | | | | | | | | | | | | | | | | | | | | | | | | | | | | | | | | | | | | | | | | | | | | | | | | | | | | | | | | | | | | | | | | | | | | | | | | | | | | | | | | | | | | | | | | | | | | | | | | | | | | | | | | | | | | | | | | | | | | | | | | | | | | | | | | | | | | | | | | | | | | | | | | | | | | | | | | | | | | | | | | | | | | | | | | | | | | | | | | | | | | | | | | | | | | | | | | | | | | | | | | | | | | | | | | | | | | | | | | | | | | | | | | | | | | | | | | | | | | | | | | | | | | | | | | | | | | | | | | | | | | | | | | | | | | | | | | | | | | | | | | | | | | | | | | | | | | | | | | | | | | | | | | | | | | | | | | | | | | | | | | | | | | | | | | | | | | | | | | | | | | | | | | | | | | | | | | | | | | | | | | | | | | | | | | | | | | | | | | | | | | | | | | | | | | | | | | | | | | | | | | | | | | | | | | | | | | | | | | | | | |
| London | 78.4 | 80.2 | 132.79 | 130.38 | 104.07 | 104.51 | -2.2 | 1.8 | -0.4 | 75.1 | 75.2 | 127.93 | 125.42 | 96.11 | 94.34 | -0.1 | 2.0 | 1.9 | 1,333 | 579 | 123,596 | 86,372 | | | | | | | | | | | | | | | | | | | | | | | | | | | | | | | | | | | | | | | | | | | | | | | | | | | | | | | | | | | | | | | | | | | | | | | | | | | | | | | | | | | | | | | | | | | | | | | | | | | | | | | | | | | | | | | | | | | | | | | | | | | | | | | | | | | | | | | | | | | | | | | | | | | | | | | | | | | | | | | | | | | | | | | | | | | | | | | | | | | | | | | | | | | | | | | | | | | | | | | | | | | | | | | | | | | | | | | | | | | | | | | | | | | | | | | | | | | | | | | | | | | | | | | | | | | | | | | | | | | | | | | | | | | | | | | | | | | | | | | | | | | | | | | | | | | | | | | | | | | | | | | | | | | | | | | | | | | | | | | | | | | | | | | | | | | | | | | | | | | | | | | | | | | | | | | | | | | | | | | | | | | | | | | | | | | | | | | | | | | | | | | | | | | | | | | | | | | | | | | | | | | | | | | | | | | | | | | | | | | | | | | | | | | | | | | | | | | | | | | | | | | | | | | | | | | | | | | | | | | | | | | | | | | | | | | | | | | | | | | | | | | | | | | | | | | | | | | | | | | | | | | | | | | | | | | | | | | | | | | | | | | | | | | | | | | | | | | | | | | | | | | | | | | | | | | | | | | | | | | | | | | | | | | | | | | | | | | | | | | | | | | | | | | | | | | | | | | | | | | | | | | | | | | | | | | | | | | | | | | | | | | | | | | | | | | | | | | | | | | | | | | | | | | | | | | | | | | | | | | | | | | | | | | | | | | | | | | | | | | | | | | | | | | | | | | | | | | | | | | | | | | | | | | | | | | | | | |
| Madrid | 67.1 | 65.8 | 68.89 | 69.21 | 46.21 | 45.57 | 1.9 | -0.5 | 1.4 | 61.5 | 59.2 | 64.44 | 66.97 | 39.64 | 39.66 | 3.9 | -3.8 | 0.0 | 397 | 153 | 48,648 | 23,566 | | | | | | | | | | | | | | | | | | | | | | | | | | | | | | | | | | | | | | | | | | | | | | | | | | | | | | | | | | | | | | | | | | | | | | | | | | | | | | | | | | | | | | | | | | | | | | | | | | | | | | | | | | | | | | | | | | | | | | | | | | | | | | | | | | | | | | | | | | | | | | | | | | | | | | | | | | | | | | | | | | | | | | | | | | | | | | | | | | | | | | | | | | | | | | | | | | | | | | | | | | | | | | | | | | | | | | | | | | | | | | | | | | | | | | | | | | | | | | | | | | | | | | | | | | | | | | | | | | | | | | | | | | | | | | | | | | | | | | | | | | | | | | | | | | | | | | | | | | | | | | | | | | | | | | | | | | | | | | | | | | | | | | | | | | | | | | | | | | | | | | | | | | | | | | | | | | | | | | | | | | | | | | | | | | | | | | | | | | | | | | | | | | | | | | | | | | | | | | | | | | | | | | | | | | | | | | | | | | | | | | | | | | | | | | | | | | | | | | | | | | | | | | | | | | | | | | | | | | | | | | | | | | | | | | | | | | | | | | | | | | | | | | | | | | | | | | | | | | | | | | | | | | | | | | | | | | | | | | | | | | | | | | | | | | | | | | | | | | | | | | | | | | | | | | | | | | | | | | | | | | | | | | | | | | | | | | | | | | | | | | | | | | | | | | | | | | | | | | | | | | | | | | | | | | | | | | | | | | | | | | | | | | | | | | | | | | | | | | | | | | | | | | | | | | | | | | | | | | | | | | | | | | | | | | | | | | | | | | | | | | | | | | | | | | | | | | | | | | | | | | | | | | | | | | | | | | |
| Manchester | 78.1 | 79.5 | 70.61 | 71.08 | 55.18 | 56.48 | -1.7 | -0.7 | -2.3 | 75.8 | 73.5 | 69.86 | 66.11 | 52.96 | 48.61 | 3.1 | 5.7 | 9.0 | 125 | 83 | 14,738 | 12,070 | | | | | | | | | | | | | | | | | | | | | | | | | | | | | | | | | | | | | | | | | | | | | | | | | | | | | | | | | | | | | | | | | | | | | | | | | | | | | | | | | | | | | | | | | | | | | | | | | | | | | | | | | | | | | | | | | | | | | | | | | | | | | | | | | | | | | | | | | | | | | | | | | | | | | | | | | | | | | | | | | | | | | | | | | | | | | | | | | | | | | | | | | | | | | | | | | | | | | | | | | | | | | | | | | | | | | | | | | | | | | | | | | | | | | | | | | | | | | | | | | | | | | | | | | | | | | | | | | | | | | | | | | | | | | | | | | | | | | | | | | | | | | | | | | | | | | | | | | | | | | | | | | | | | | | | | | | | | | | | | | | | | | | | | | | | | | | | | | | | | | | | | | | | | | | | | | | | | | | | | | | | | | | | | | | | | | | | | | | | | | | | | | | | | | | | | | | | | | | | | | | | | | | | | | | | | | | | | | | | | | | | | | | | | | | | | | | | | | | | | | | | | | | | | | | | | | | | | | | | | | | | | | | | | | | | | | | | | | | | | | | | | | | | | | | | | | | | | | | | | | | | | | | | | | | | | | | | | | | | | | | | | | | | | | | | | | | | | | | | | | | | | | | | | | | | | | | | | | | | | | | | | | | | | | | | | | | | | | | | | | | | | | | | | | | | | | | | | | | | | | | | | | | | | | | | | | | | | | | | | | | | | | | | | | | | | | | | | | | | | | | | | | | | | | | | | | | | | | | | | | | | | | | | | | | | | | | | | | | | | | | | | | | | | | | | | | | | | | | | | | | | | | | | | | | | | | | |
| Milan | 63.5 | 66.8 | 94.08 | 110.26 | 59.76 | 73.69 | -5.0 | -14.7 | -18.9 | 61.0 | 62.3 | 97.33 | 105.85 | 59.38 | 65.97 | -2.1 | -8.0 | -10.0 | 431 | 120 | 33,626 | 18,177 | | | | | | | | | | | | | | | | | | | | | | | | | | | | | | | | | | | | | | | | | | | | | | | | | | | | | | | | | | | | | | | | | | | | | | | | | | | | | | | | | | | | | | | | | | | | | | | | | | | | | | | | | | | | | | | | | | | | | | | | | | | | | | | | | | | | | | | | | | | | | | | | | | | | | | | | | | | | | | | | | | | | | | | | | | | | | | | | | | | | | | | | | | | | | | | | | | | | | | | | | | | | | | | | | | | | | | | | | | | | | | | | | | | | | | | | | | | | | | | | | | | | | | | | | | | | | | | | | | | | | | | | | | | | | | | | | | | | | | | | | | | | | | | | | | | | | | | | | | | | | | | | | | | | | | | | | | | | | | | | | | | | | | | | | | | | | | | | | | | | | | | | | | | | | | | | | | | | | | | | | | | | | | | | | | | | | | | | | | | | | | | | | | | | | | | | | | | | | | | | | | | | | | | | | | | | | | | | | | | | | | | | | | | | | | | | | | | | | | | | | | | | | | | | | | | | | | | | | | | | | | | | | | | | | | | | | | | | | | | | | | | | | | | | | | | | | | | | | | | | | | | | | | | | | | | | | | | | | | | | | | | | | | | | | | | | | | | | | | | | | | | | | | | | | | | | | | | | | | | | | | | | | | | | | | | | | | | | | | | | | | | | | | | | | | | | | | | | | | | | | | | | | | | | | | | | | | | | | | | | | | | | | | | | | | | | | | | | | | | | | | | | | | | | | | | | | | | | | | | | | | | | | | | | | | | | | | | | | | | | | | | | | | | | | | | | | | | | | | | | | | | | | | | | | | | | | | |
| Moscow | 55.6 | 59.8 | 69.13 | 101.48 | 38.44 | 60.64 | -7.0 | -31.9 | -36.6 | 52.7 | 55.6 | 62.75 | 99.77 | 33.09 | 55.44 | -5.1 | -37.1 | -40.3 | 184 | 65 | 37,791 | 18,516 | | | | | | | | | | | | | | | | | | | | | | | | | | | | | | | | | | | | | | | | | | | | | | | | | | | | | | | | | | | | | | | | | | | | | | | | | | | | | | | | | | | | | | | | | | | | | | | | | | | | | | | | | | | | | | | | | | | | | | | | | | | | | | | | | | | | | | | | | | | | | | | | | | | | | | | | | | | | | | | | | | | | | | | | | | | | | | | | | | | | | | | | | | | | | | | | | | | | | | | | | | | | | | | | | | | | | | | | | | | | | | | | | | | | | | | | | | | | | | | | | | | | | | | | | | | | | | | | | | | | | | | | | | | | | | | | | | | | | | | | | | | | | | | | | | | | | | | | | | | | | | | | | | | | | | | | | | | | | | | | | | | | | | | | | | | | | | | | | | | | | | | | | | | | | | | | | | | | | | | | | | | | | | | | | | | | | | | | | | | | | | | | | | | | | | | | | | | | | | | | | | | | | | | | | | | | | | | | | | | | | | | | | | | | | | | | | | | | | | | | | | | | | | | | | | | | | | | | | | | | | | | | | | | | | | | | | | | | | | | | | | | | | | | | | | | | | | | | | | | | | | | | | | | | | | | | | | | | | | | | | | | | | | | | | | | | | | | | | | | | | | | | | | | | | | | | | | | | | | | | | | | | | | | | | | | | | | | | | | | | | | | | | | | | | | | | | | | | | | | | | | | | | | | | | | | | | | | | | | | | | | | | | | | | | | | | | | | | | | | | | | | | | | | | | | | | | | | | | | | | | | | | | | | | | | | | | | | | | | | | | | | | | | | | | | | | | | | | | | | | | | | | | | | | | | | | | | |
| Paris | 74.0 | 77.4 | 170.75 | 185.13 | 126.44 | 143.36 | -4.4 | -7.8 | -11.8 | 67.8 | 71.8 | 165.79 | 179.18 | 112.36 | 128.60 | -5.6 | -7.5 | -12.6 | 1,075 | 135 | 68,681 | 14,716 | | | | | | | | | | | | | | | | | | | | | | | | | | | | | | | | | | | | | | | | | | | | | | | | | | | | | | | | | | | | | | | | | | | | | | | | | | | | | | | | | | | | | | | | | | | | | | | | | | | | | | | | | | | | | | | | | | | | | | | | | | | | | | | | | | | | | | | | | | | | | | | | | | | | | | | | | | | | | | | | | | | | | | | | | | | | | | | | | | | | | | | | | | | | | | | | | | | | | | | | | | | | | | | | | | | | | | | | | | | | | | | | | | | | | | | | | | | | | | | | | | | | | | | | | | | | | | | | | | | | | | | | | | | | | | | | | | | | | | | | | | | | | | | | | | | | | | | | | | | | | | | | | | | | | | | | | | | | | | | | | | | | | | | | | | | | | | | | | | | | | | | | | | | | | | | | | | | | | | | | | | | | | | | | | | | | | | | | | | | | | | | | | | | | | | | | | | | | | | | | | | | | | | | | | | | | | | | | | | | | | | | | | | | | | | | | | | | | | | | | | | | | | | | | | | | | | | | | | | | | | | | | | | | | | | | | | | | | | | | | | | | | | | | | | | | | | | | | | | | | | | | | | | | | | | | | | | | | | | | | | | | | | | | | | | | | | | | | | | | | | | | | | | | | | | | | | | | | | | | | | | | | | | | | | | | | | | | | | | | | | | | | | | | | | | | | | | | | | | | | | | | | | | | | | | | | | | | | | | | | | | | | | | | | | | | | | | | | | | | | | | | | | | | | | | | | | | | | | | | | | | | | | | | | | | | | | | | | | | | | | | | | | | | | | | | | | | | | | | | | | | | | | | | | | | | | | | |
| Prague | 64.7 | 57.9 | 45.29 | 48.19 | 29.30 | 27.91 | 11.7 | -6.0 | 5.0 | 52.0 | 48.6 | 47.21 | 51.11 | 24.54 | 24.86 | 6.9 | -7.6 | -1.3 | 481 | 74 | 33,499 | 13,154 | | | | | | | | | | | | | | | | | | | | | | | | | | | | | | | | | | | | | | | | | | | | | | | | | | | | | | | | | | | | | | | | | | | | | | | | | | | | | | | | | | | | | | | | | | | | | | | | | | | | | | | | | | | | | | | | | | | | | | | | | | | | | | | | | | | | | | | | | | | | | | | | | | | | | | | | | | | | | | | | | | | | | | | | | | | | | | | | | | | | | | | | | | | | | | | | | | | | | | | | | | | | | | | | | | | | | | | | | | | | | | | | | | | | | | | | | | | | | | | | | | | | | | | | | | | | | | | | | | | | | | | | | | | | | | | | | | | | | | | | | | | | | | | | | | | | | | | | | | | | | | | | | | | | | | | | | | | | | | | | | | | | | | | | | | | | | | | | | | | | | | | | | | | | | | | | | | | | | | | | | | | | | | | | | | | | | | | | | | | | | | | | | | | | | | | | | | | | | | | | | | | | | | | | | | | | | | | | | | | | | | | | | | | | | | | | | | | | | | | | | | | | | | | | | | | | | | | | | | | | | | | | | | | | | | | | | | | | | | | | | | | | | | | | | | | | | | | | | | | | | | | | | | | | | | | | | | | | | | | | | | | | | | | | | | | | | | | | | | | | | | | | | | | | | | | | | | | | | | | | | | | | | | | | | | | | | | | | | | | | | | | | | | | | | | | | | | | | | | | | | | | | | | | | | | | | | | | | | | | | | | | | | | | | | | | | | | | | | | | | | | | | | | | | | | | | | | | | | | | | | | | | | | | | | | | | | | | | | | | | | | | | | | | | | | | | | | | | | | | | | | | | | | | | | | | | | | |
| Rome | 65.0 | 64.7 | 91.58 | 108.34 | 59.54 | 70.13 | 0.4 | -15.5 | -15.1 | 54.2 | 53.8 | 89.03 | 102.64 | 48.26 | 55.24 | 0.7 | -13.3 | -12.6 | 520 | 86 | 41,312 | 14,682 | | | | | | | | | | | | | | | | | | | | | | | | | | | | | | | | | | | | | | | | | | | | | | | | | | | | | | | | | | | | | | | | | | | | | | | | | | | | | | | | | | | | | | | | | | | | | | | | | | | | | | | | | | | | | | | | | | | | | | | | | | | | | | | | | | | | | | | | | | | | | | | | | | | | | | | | | | | | | | | | | | | | | | | | | | | | | | | | | | | | | | | | | | | | | | | | | | | | | | | | | | | | | | | | | | | | | | | | | | | | | | | | | | | | | | | | | | | | | | | | | | | | | | | | | | | | | | | | | | | | | | | | | | | | | | | | | | | | | | | | | | | | | | | | | | | | | | | | | | | | | | | | | | | | | | | | | | | | | | | | | | | | | | | | | | | | | | | | | | | | | | | | | | | | | | | | | | | | | | | | | | | | | | | | | | | | | | | | | | | | | | | | | | | | | | | | | | | | | | | | | | | | | | | | | | | | | | | | | | | | | | | | | | | | | | | | | | | | | | | | | | | | | | | | | | | | | | | | | | | | | | | | | | | | | | | | | | | | | | | | | | | | | | | | | | | | | | | | | | | | | | | | | | | | | | | | | | | | | | | | | | | | | | | | | | | | | | | | | | | | | | | | | | | | | | | | | | | | | | | | | | | | | | | | | | | | | | | | | | | | | | | | | | | | | | | | | | | | | | | | | | | | | | | | | | | | | | | | | | | | | | | | | | | | | | | | | | | | | | | | | | | | | | | | | | | | | | | | | | | | | | | | | | | | | | | | | | | | | | | | | | | | | | | | | | | | | | | | | | | | | | | | | | | | | | | | | | |
| Saint Petersburg | 47.2 | 42.6 | 39.70 | 53.41 | 18.75 | 22.77 | 10.8 | -25.7 | -17.6 | 44.1 | 41.7 | 36.83 | 53.15 | 16.24 | 22.16 | 5.8 | -30.7 | -26.7 | 146 | 30 | 17,904 | 9,077 | | | | | | | | | | | | | | | | | | | | | | | | | | | | | | | | | | | | | | | | | | | | | | | | | | | | | | | | | | | | | | | | | | | | | | | | | | | | | | | | | | | | | | | | | | | | | | | | | | | | | | | | | | | | | | | | | | | | | | | | | | | | | | | | | | | | | | | | | | | | | | | | | | | | | | | | | | | | | | | | | | | | | | | | | | | | | | | | | | | | | | | | | | | | | | | | | | | | | | | | | | | | | | | | | | | | | | | | | | | | | | | | | | | | | | | | | | | | | | | | | | | | | | | | | | | | | | | | | | | | | | | | | | | | | | | | | | | | | | | | | | | | | | | | | | | | | | | | | | | | | | | | | | | | | | | | | | | | | | | | | | | | | | | | | | | | | | | | | | | | | | | | | | | | | | | | | | | | | | | | | | | | | | | | | | | | | | | | | | | | | | | | | | | | | | | | | | | | | | | | | | | | | | | | | | | | | | | | | | | | | | | | | | | | | | | | | | | | | | | | | | | | | | | | | | | | | | | | | | | | | | | | | | | | | | | | | | | | | | | | | | | | | | | | | | | | | | | | | | | | | | | | | | | | | | | | | | | | | | | | | | | | | | | | | | | | | | | | | | | | | | | | | | | | | | | | | | | | | | | | | | | | | | | | | | | | | | | | | | | | | | | | | | | | | | | | | | | | | | | | | | | | | | | | | | | | | | | | | | | | | | | | | | | | | | | | | | | | | | | | | | | | | | | | | | | | | | | | | | | | | | | | | | | | | | | | | | | | | | | | | | | | | | | | | | | | | | | | | | | | | | | | | | | | | | | | | | |
| Sofia | 54.1 | 53.9 | 48.90 | 55.30 | 26.44 | 29.80 | 0.3 | -11.6 | -11.3 | 47.8 | 47.4 | 48.51 | 53.71 | 23.20 | 25.48 | 0.8 | -9.7 | -9.0 | 86 | 11 | 7,264 | 2,198 | | | | | | | | | | | | | | | | | | | | | | | | | | | | | | | | | | | | | | | | | | | | | | | | | | | | | | | | | | | | | | | | | | | | | | | | | | | | | | | | | | | | | | | | | | | | | | | | | | | | | | | | | | | | | | | | | | | | | | | | | | | | | | | | | | | | | | | | | | | | | | | | | | | | | | | | | | | | | | | | | | | | | | | | | | | | | | | | | | | | | | | | | | | | | | | | | | | | | | | | | | | | | | | | | | | | | | | | | | | | | | | | | | | | | | | | | | | | | | | | | | | | | | | | | | | | | | | | | | | | | | | | | | | | | | | | | | | | | | | | | | | | | | | | | | | | | | | | | | | | | | | | | | | | | | | | | | | | | | | | | | | | | | | | | | | | | | | | | | | | | | | | | | | | | | | | | | | | | | | | | | | | | | | | | | | | | | | | | | | | | | | | | | | | | | | | | | | | | | | | | | | | | | | | | | | | | | | | | | | | | | | | | | | | | | | | | | | | | | | | | | | | | | | | | | | | | | | | | | | | | | | | | | | | | | | | | | | | | | | | | | | | | | | | | | | | | | | | | | | | | | | | | | | | | | | | | | | | | | | | | | | | | | | | | | | | | | | | | | | | | | | | | | | | | | | | | | | | | | | | | | | | | | | | | | | | | | | | | | | | | | | | | | | | | | | | | | | | | | | | | | | | | | | | | | | | | | | | | | | | | | | | | | | | | | | | | | | | | | | | | | | | | | | | | | | | | | | | | | | | | | | | | | | | | | | | | | | | | | | | | | | | | | | | | | | | | | | | | | | | | | | | | | | | | | | | | | |
| Tel Aviv | 68.3 | 69.8 | 154.18 | 136.44 | 105.29 | 95.17 | -2.1 | 13.0 | 10.6 | 62.4 | 65.5 | 142.06 | 128.57 | 88.68 | 84.18 | -4.7 | 10.5 | 5.3 | 70 | 19 | 9,663 | 4,672 | | | | | | | | | | | | | | | | | | | | | | | | | | | | | | | | | | | | | | | | | | | | | | | | | | | | | | | | | | | | | | | | | | | | | | | | | | | | | | | | | | | | | | | | | | | | | | | | | | | | | | | | | | | | | | | | | | | | | | | | | | | | | | | | | | | | | | | | | | | | | | | | | | | | | | | | | | | | | | | | | | | | | | | | | | | | | | | | | | | | | | | | | | | | | | | | | | | | | | | | | | | | | | | | | | | | | | | | | | | | | | | | | | | | | | | | | | | | | | | | | | | | | | | | | | | | | | | | | | | | | | | | | | | | | | | | | | | | | | | | | | | | | | | | | | | | | | | | | | | | | | | | | | | | | | | | | | | | | | | | | | | | | | | | | | | | | | | | | | | | | | | | | | | | | | | | | | | | | | | | | | | | | | | | | | | | | | | | | | | | | | | | | | | | | | | | | | | | | | | | | | | | | | | | | | | | | | | | | | | | | | | | | | | | | | | | | | | | | | | | | | | | | | | | | | | | | | | | | | | | | | | | | | | | | | | | | | | | | | | | | | | | | | | | | | | | | | | | | | | | | | | | | | | | | | | | | | | | | | | | | | | | | | | | | | | | | | | | | | | | | | | | | | | | | | | | | | | | | | | | | | | | | | | | | | | | | | | | | | | | | | | | | | | | | | | | | | | | | | | | | | | | | | | | | | | | | | | | | | | | | | | | | | | | | | | | | | | | | | | | | | | | | | | | | | | | | | | | | | | | | | | | | | | | | | | | | | | | | | | | | | | | | | | | | | | | | | | | | | | | | | | | | | | | | | | | | | |
| Vienna | 66.9 | 65.9 | 70.73 | 78.22 | 47.30 | 51.52 | 1.5 | -9.6 | -8.2 | 55.2 | 55.3 | 67.82 | 74.87 | 37.45 | 41.38 | -0.1 | -9.4 | -9.5 | 390 | 103 | 31,926 | 18,171 | | | | | | | | | | | | | | | | | | | | | | | | | | | | | | | | | | | | | | | | | | | | | | | | | | | | | | | | | | | | | | | | | | | | | | | | | | | | | | | | | | | | | | | | | | | | | | | | | | | | | | | | | | | | | | | | | | | | | | | | | | | | | | | | | | | | | | | | | | | | | | | | | | | | | | | | | | | | | | | | | | | | | | | | | | | | | | | | | | | | | | | | | | | | | | | | | | | | | | | | | | | | | | | | | | | | | | | | | | | | | | | | | | | | | | | | | | | | | | | | | | | | | | | | | | | | | | | | | | | | | | | | | | | | | | | | | | | | | | | | | | | | | | | | | | | | | | | | | | | | | | | | | | | | | | | | | | | | | | | | | | | | | | | | | | | | | | | | | | | | | | | | | | | | | | | | | | | | | | | | | | | | | | | | | | | | | | | | | | | | | | | | | | | | | | | | | | | | | | | | | | | | | | | | | | | | | | | | | | | | | | | | | | | | | | | | | | | | | | | | | | | | | | | | | | | | | | | | | | | | | | | | | | | | | | | | | | | | | | | | | | | | | | | | | | | | | | | | | | | | | | | | | | | | | | | | | | | | | | | | | | | | | | | | | | | | | | | | | | | | | | | | | | | | | | | | | | | | | | | | | | | | | | | | | | | | | | | | | | | | | | | | | | | | | | | | | | | | | | | | | | | | | | | | | | | | | | | | | | | | | | | | | | | | | | | | | | | | | | | | | | | | | | | | | | | | | | | | | | | | | | | | | | | | | | | | | | | | | | | | | | | | | | | | | | | | | | | | | | | | | | | | | | | | | | | | | | |
| Vilnius | 53.0 | 49.6 | 41.35 | 42.78 | 21.93 | 21.21 | 6.9 | -3.3 | 3.4 | 49.3 | 44.6 | 41.84 | 42.27 | 20.61 | 18.85 | 10.4 | -1.0 | 9.3 | 63 | 19 | 4,392 | 2,290 | | | | | | | | | | | | | | | | | | | | | | | | | | | | | | | | | | | | | | | | | | | | | | | | | | | | | | | | | | | | | | | | | | | | | | | | | | | | | | | | | | | | | | | | | | | | | | | | | | | | | | | | | | | | | | | | | | | | | | | | | | | | | | | | | | | | | | | | | | | | | | | | | | | | | | | | | | | | | | | | | | | | | | | | | | | | | | | | | | | | | | | | | | | | | | | | | | | | | | | | | | | | | | | | | | | | | | | | | | | | | | | | | | | | | | | | | | | | | | | | | | | | | | | | | | | | | | | | | | | | | | | | | | | | | | | | | | | | | | | | | | | | | | | | | | | | | | | | | | | | | | | | | | | | | | | | | | | | | | | | | | | | | | | | | | | | | | | | | | | | | | | | | | | | | | | | | | | | | | | | | | | | | | | | | | | | | | | | | | | | | | | | | | | | | | | | | | | | | | | | | | | | | | | | | | | | | | | | | | | | | | | | | | | | | | | | | | | | | | | | | | | | | | | | | | | | | | | | | | | | | | | | | | | | | | | | | | | | | | | | | | | | | | | | | | | | | | | | | | | | | | | | | | | | | | | | | | | | | | | | | | | | | | | | | | | | | | | | | | | | | | | | | | | | | | | | | | | | | | | | | | | | | | | | | | | | | | | | | | | | | | | | | | | | | | | | | | | | | | | | | | | | | | | | | | | | | | | | | | | | | | | | | | | | | | | | | | | | | | | | | | | | | | | | | | | | | | | | | | | | | | | | | | | | | | | | | | | | | | | | | | | | | | | | | | | | | | | | | | | | | | | | | | | | | | | | | | |
| Warsaw | 74.8 | 70.3 | 49.34 | 54.65 | 36.89 | 38.42 | 6.3 | -9.7 | -4.0 | 66.0 | 61.1 | 46.68 | 51.80 | 30.80 | 31.65 | 8.0 | -9.9 | -2.7 | 91 | 42 | 14,605 | 10,008 | | | | | | | | | | | | | | | | | | | | | | | | | | | | | | | | | | | | | | | | | | | | | | | | | | | | | | | | | | | | | | | | | | | | | | | | | | | | | | | | | | | | | | | | | | | | | | | | | | | | | | | | | | | | | | | | | | | | | | | | | | | | | | | | | | | | | | | | | | | | | | | | | | | | | | | | | | | | | | | | | | | | | | | | | | | | | | | | | | | | | | | | | | | | | | | | | | | | | | | | | | | | | | | | | | | | | | | | | | | | | | | | | | | | | | | | | | | | | | | | | | | | | | | | | | | | | | | | | | | | | | | | | | | | | | | | | | | | | | | | | | | | | | | | | | | | | | | | | | | | | | | | | | | | | | | | | | | | | | | | | | | | | | | | | | | | | | | | | | | | | | | | | | | | | | | | | | | | | | | | | | | | | | | | | | | | | | | | | | | | | | | | | | | | | | | | | | | | | | | | | | | | | | | | | | | | | | | | | | | | | | | | | | | | | | | | | | | | | | | | | | | | | | | | | | | | | | | | | | | | | | | | | | | | | | | | | | | | | | | | | | | | | | | | | | | | | | | | | | | | | | | | | | | | | | | | | | | | | | | | | | | | | | | | | | | | | | | | | | | | | | | | | | | | | | | | | | | | | | | | | | | | | | | | | | | | | | | | | | | | | | | | | | | | | | | | | | | | | | | | | | | | | | | | | | | | | | | | | | | | | | | | | | | | | | | | | | | | | | | | | | | | | | | | | | | | | | | | | | | | | | | | | | | | | | | | | | | | | | | | | | | | | | | | | | | | | | | | | | | | | | | | | | | | | | | | | | |
| Zurich | 71.0 | 69.8 | 170.68 | 168.48 | 121.15 | 117.60 | 1.7 | 1.3 | 3.0 | 65.2 | 64.4 | 168.88 | 165.37 | 110.16 | 106.48 | 1.3 | 2.1 | 3.5 | 110 | 55 | 8,430 | 5,913 | | | | | | | | | | | | | | | | | | | | | | | | | | | | | | | | | | | | | | | | | | | | | | | | | | | | | | | | | | | | | | | | | | | | | | | | | | | | | | | | | | | | | | | | | | | | | | | | | | | | | | | | | | | | | | | | | | | | | | | | | | | | | | | | | | | | | | | | | | | | | | | | | | | | | | | | | | | | | | | | | | | | | | | | | | | | | | | | | | | | | | | | | | | | | | | | | | | | | | | | | | | | | | | | | | | | | | | | | | | | | | | | | | | | | | | | | | | | | | | | | | | | | | | | | | | | | | | | | | | | | | | | | | | | | | | | | | | | | | | | | | | | | | | | | | | | | | | | | | | | | | | | | | | | | | | | | | | | | | | | | | | | | | | | | | | | | | | | | | | | | | | | | | | | | | | | | | | | | | | | | | | | | | | | | | | | | | | | | | | | | | | | | | | | | | | | | | | | | | | | | | | | | | | | | | | | | | | | | | | | | | | | | | | | | | | | | | | | | | | | | | | | | | | | | | | | | | | | | | | | | | | | | | | | | | | | | | | | | | | | | | | | | | | | | | | | | | | | | | | | | | | | | | | | | | | | | | | | | | | | | | | | | | | | | | | | | | | | | | | | | | | | | | | | | | | | | | | | | | | | | | | | | | | | | | | | | | | | | | | | | | | | | | | | | | | | | | | | | | | | | | | | | | | | | | | | | | | | | | | | | | | | | | | | | | | | | | | | | | | | | | | | | | | | | | | | | | | | | | | | | | | | | | | | | | | | | | | | | | | | | | | | | | | | | | | | | | | | | | | | | | | | | | | | | | | | | | |

STR Global and STR track over 46,000 hotels worldwide. If you need information on additional countries and cities, please contact us on sales@strglobal.com

Legal Notice

STR Global Limited's Hotel Review is a publication of STR Global Limited and is intended solely for use by paid subscribers. Reproduction or distribution of the Hotel Review, in whole or part, without written permission of STR Global Limited is prohibited and subject to legal action.

Site licenses are available. Ownership, distribution and use of the Hotel Review and its contents are subject to the terms set forth in the contract you have entered into with STR Global Limited

Source 2015 STR Global Limited

Market Performance (Data in US Dollars)

For the Month of: March 2015



| | March 2015 vs March 2014 | | | | | | | | | Year to Date - March 2015 vs March 2014 | | | | | | | | | Participation | | | |
|---------------------|--------------------------|------|--------|--------|--------|--------|--------------------------------|-------|--------|---|------|--------|--------|--------|--------|------------------------------|-------|--------|---------------|--------|-----------|-----------|
| | Occ (%) | | ADR | | RevPAR | | Percent Change from March 2014 | | | Occ (%) | | ADR | | RevPAR | | Percent Change from YTD 2014 | | | Properties | | Rooms | |
| | 2015 | 2014 | 2015 | 2014 | 2015 | 2014 | Occ | ADR | RevPAR | 2015 | 2014 | 2015 | 2014 | 2015 | 2014 | Occ | ADR | RevPAR | Census | Sample | Census | Sample |
| Total Europe | 66.5 | 64.5 | 116.50 | 136.65 | 77.48 | 88.11 | 3.1 | -14.7 | -12.1 | 61.0 | 59.2 | 115.77 | 133.80 | 70.68 | 79.24 | 3.1 | -13.5 | -10.8 | 59,679 | 8,542 | 4,415,461 | 1,193,628 |
| Markets | | | | | | | | | | | | | | | | | | | | | | |
| Amsterdam | 72.9 | 69.9 | 124.18 | 155.84 | 90.51 | 108.95 | 4.3 | -20.3 | -16.9 | 67.6 | 63.4 | 122.53 | 145.38 | 82.78 | 92.18 | 6.6 | -15.7 | -10.2 | 352 | 105 | 31,495 | 21,086 |
| Athens | 59.3 | 57.1 | 102.14 | 120.77 | 60.60 | 68.97 | 3.9 | -15.4 | -12.1 | 54.1 | 50.1 | 102.03 | 120.82 | 55.19 | 60.53 | 8.0 | -15.6 | -8.8 | 210 | 33 | 18,608 | 5,634 |
| Barcelona | 72.8 | 68.1 | 160.84 | 141.84 | 117.10 | 96.63 | 6.9 | 13.4 | 21.2 | 60.6 | 58.9 | 130.44 | 154.03 | 79.04 | 90.65 | 3.0 | -15.3 | -12.8 | 528 | 120 | 49,173 | 18,723 |
| Berlin | 73.2 | 68.9 | 99.75 | 122.48 | 72.98 | 84.39 | 6.2 | -18.6 | -13.5 | 64.8 | 62.0 | 99.88 | 122.42 | 64.75 | 75.90 | 4.6 | -18.4 | -14.7 | 638 | 177 | 64,557 | 35,777 |
| Bratislava | 53.0 | 47.5 | 64.34 | 80.70 | 34.09 | 38.36 | 11.5 | -20.3 | -11.1 | 47.4 | 43.7 | 65.77 | 81.54 | 31.20 | 35.60 | 8.7 | -19.3 | -12.3 | 74 | 21 | 5,586 | 3,004 |
| Brussels | 70.3 | 67.9 | 136.57 | 173.85 | 96.00 | 118.08 | 3.5 | -21.4 | -18.7 | 62.1 | 60.4 | 129.44 | 160.57 | 80.36 | 96.96 | 2.8 | -19.4 | -17.1 | 210 | 60 | 21,107 | 11,882 |
| Bucharest | 67.2 | 61.3 | 80.13 | 102.47 | 53.83 | 62.83 | 9.6 | -21.8 | -14.3 | 56.5 | 53.4 | 80.60 | 98.77 | 45.55 | 52.76 | 5.8 | -18.4 | -13.7 | 105 | 23 | 9,137 | 4,175 |
| Budapest | 66.0 | 59.8 | 65.24 | 78.11 | 43.07 | 46.72 | 10.4 | -16.5 | -7.8 | 55.4 | 49.3 | 69.80 | 79.01 | 38.69 | 38.93 | 12.5 | -11.6 | -0.6 | 243 | 55 | 21,845 | 11,137 |
| Copenhagen | 70.9 | 63.1 | 131.79 | 155.18 | 93.47 | 97.87 | 12.5 | -15.1 | -4.5 | 65.9 | 59.0 | 128.08 | 152.38 | 84.41 | 89.91 | 11.7 | -15.9 | -6.1 | 121 | 20 | 17,349 | 4,521 |
| Dublin | 80.3 | 74.0 | 110.33 | 126.94 | 88.64 | 93.91 | 8.6 | -13.1 | -5.6 | 69.8 | 64.2 | 107.48 | 119.14 | 74.99 | 76.50 | 8.7 | -9.8 | -2.0 | 203 | 81 | 20,900 | 14,351 |
| Edinburgh | 73.7 | 72.3 | 105.34 | 120.22 | 77.61 | 86.90 | 1.9 | -12.4 | -10.7 | 67.2 | 66.3 | 102.87 | 112.33 | 69.16 | 74.48 | 1.4 | -8.4 | -7.1 | 174 | 98 | 12,460 | 10,478 |
| Frankfurt | 70.7 | 70.5 | 149.08 | 182.26 | 105.45 | 128.53 | 0.3 | -18.2 | -18.0 | 67.4 | 68.0 | 151.95 | 182.62 | 102.41 | 124.19 | -0.9 | -16.8 | -17.5 | 135 | 46 | 16,973 | 9,532 |
| Geneva | 76.4 | 77.3 | 364.70 | 413.79 | 278.81 | 319.91 | -1.1 | -11.9 | -12.8 | 65.8 | 66.3 | 321.89 | 353.61 | 211.76 | 234.55 | -0.8 | -9.0 | -9.7 | 98 | 36 | 9,245 | 5,665 |
| Helsinki | 61.3 | 61.2 | 108.05 | 137.76 | 66.19 | 84.36 | 0.0 | -21.6 | -21.5 | 59.1 | 59.6 | 108.59 | 134.41 | 64.18 | 80.09 | -0.8 | -19.2 | -19.9 | 81 | 54 | 12,796 | 10,709 |
| Istanbul | 68.0 | 61.0 | 126.72 | 168.33 | 86.15 | 102.64 | 11.5 | -24.7 | -16.1 | 61.5 | 58.6 | 119.94 | 155.21 | 73.74 | 90.92 | 5.0 | -22.7 | -18.9 | 457 | 103 | 47,084 | 21,595 |
| Lisbon | 64.1 | 59.0 | 86.72 | 105.84 | 55.56 | 62.49 | 8.5 | -18.1 | -11.1 | 55.9 | 50.1 | 87.76 | 104.63 | 49.07 | 52.44 | 11.6 | -16.1 | -6.4 | 175 | 49 | 18,779 | 8,663 |
| London | 78.4 | 80.2 | 196.99 | 216.91 | 154.39 | 173.87 | -2.2 | -9.2 | -11.2 | 75.1 | 75.2 | 193.10 | 208.31 | 145.07 | 156.69 | -0.1 | -7.3 | -7.4 | 1,333 | 579 | 123,596 | 86,372 |
| Madrid | 67.1 | 65.8 | 102.19 | 115.15 | 68.56 | 75.82 | 1.9 | -11.3 | -9.6 | 61.5 | 59.2 | 97.16 | 111.25 | 59.77 | 65.88 | 3.9 | -12.7 | -9.3 | 397 | 153 | 48,648 | 23,566 |
| Manchester | 78.1 | 79.5 | 104.75 | 118.24 | 81.85 | 93.96 | -1.7 | -11.4 | -12.9 | 75.8 | 73.5 | 105.54 | 109.82 | 80.01 | 80.76 | 3.1 | -3.9 | -0.9 | 125 | 83 | 14,738 | 12,070 |
| Milan | 63.5 | 66.8 | 139.57 | 183.42 | 88.65 | 122.60 | -5.0 | -23.9 | -27.7 | 61.0 | 62.3 | 147.04 | 175.78 | 89.71 | 109.56 | -2.1 | -16.4 | -18.1 | 431 | 120 | 33,626 | 18,177 |
| Moscow | 55.6 | 59.8 | 102.55 | 168.82 | 57.02 | 100.89 | -7.0 | -39.3 | -43.5 | 52.7 | 55.6 | 94.75 | 165.77 | 49.96 | 92.11 | -5.1 | -42.8 | -45.8 | 184 | 65 | 37,791 | 18,516 |
| Paris | 74.0 | 77.4 | 253.31 | 307.99 | 187.57 | 238.49 | -4.4 | -17.8 | -21.4 | 67.8 | 71.8 | 249.87 | 297.50 | 169.35 | 213.52 | -5.6 | -16.0 | -20.7 | 1,075 | 135 | 68,681 | 14,716 |
| Prague | 64.7 | 57.9 | 67.19 | 80.18 | 43.47 | 46.44 | 11.7 | -16.2 | -6.4 | 52.0 | 48.6 | 71.14 | 84.86 | 36.99 | 41.28 | 6.9 | -16.2 | -10.4 | 481 | 74 | 33,499 | 13,154 |
| Rome | 65.0 | 64.7 | 135.85 | 180.24 | 88.32 | 116.67 | 0.4 | -24.6 | -24.3 | 54.2 | 53.8 | 134.18 | 170.49 | 72.74 | 91.75 | 0.7 | -21.3 | -20.7 | 520 | 86 | 41,312 | 14,682 |
| Saint Petersburg | 47.2 | 42.6 | 58.89 | 88.85 | 27.82 | 37.88 | 10.8 | -33.7 | -26.5 | 44.1 | 41.7 | 55.56 | 88.28 | 24.50 | 36.80 | 5.8 | -37.1 | -33.4 | 146 | 30 | 17,904 | 9,077 |
| Sofia | 54.1 | 53.9 | 72.55 | 92.00 | 39.22 | 49.58 | 0.3 | -21.1 | -20.9 | 47.8 | 47.4 | 73.20 | 89.23 | 35.00 | 42.33 | 0.8 | -18.0 | -17.3 | 86 | 11 | 7,264 | 2,198 |
| Tel Aviv | 68.3 | 69.8 | 228.73 | 226.99 | 156.20 | 158.33 | -2.1 | 0.8 | -1.3 | 62.4 | 65.5 | 214.09 | 213.51 | 133.65 | 139.80 | -4.7 | 0.3 | -4.4 | 70 | 19 | 9,663 | 4,672 |
| Vienna | 66.9 | 65.9 | 104.93 | 130.13 | 70.17 | 85.71 | 1.5 | -19.4 | -18.1 | 55.2 | 55.3 | 102.13 | 124.33 | 56.40 | 68.72 | -0.1 | -17.9 | -17.9 | 390 | 103 | 31,926 | 18,171 |
| Vilnius | 53.0 | 49.6 | 61.35 | 71.17 | 32.53 | 35.29 | 6.9 | -13.8 | -7.8 | 49.3 | 44.6 | 63.14 | 70.18 | 31.10 | 31.30 | 10.4 | -10.0 | -0.6 | 63 | 19 | 4,392 | 2,290 |
| Warsaw | 74.8 | 70.3 | 73.20 | 90.91 | 54.72 | 63.92 | 6.3 | -19.5 | -14.4 | 66.0 | 61.1 | 70.41 | 86.05 | 46.46 | 52.57 | 8.0 | -18.2 | -11.6 | 91 | 42 | 14,605 | 10,008 |
| Zurich | 71.0 | 69.8 | 253.21 | 280.28 | 179.73 | 195.64 | 1.7 | -9.7 | -8.1 | 65.2 | 64.4 | 254.67 | 274.63 | 166.12 | 176.83 | 1.3 | -7.3 | -6.1 | 110 | 55 | 8,430 | 5,913 |

STR Global and STR track over 46,000 hotels worldwide. If you need information on additional countries and cities, please contact us on sales@strglobal.com

Legal Notice

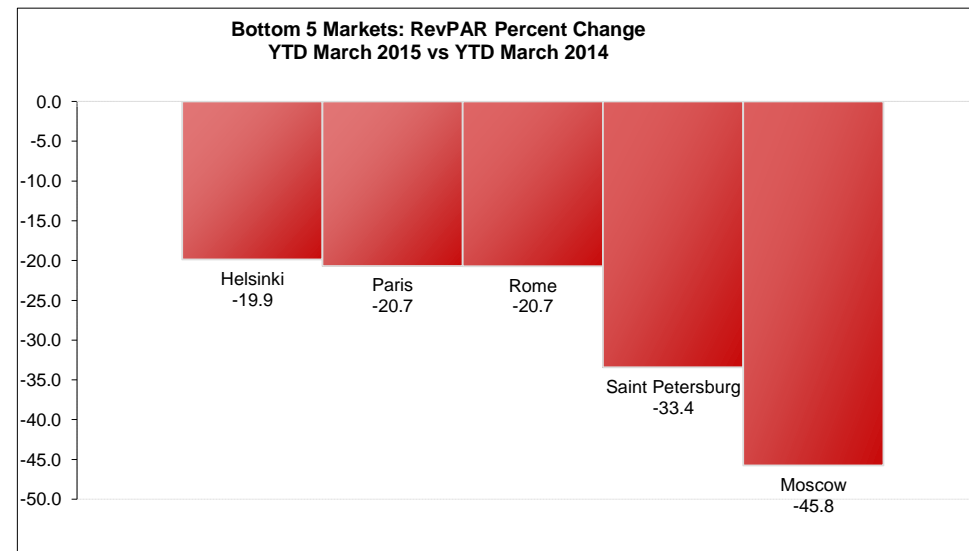
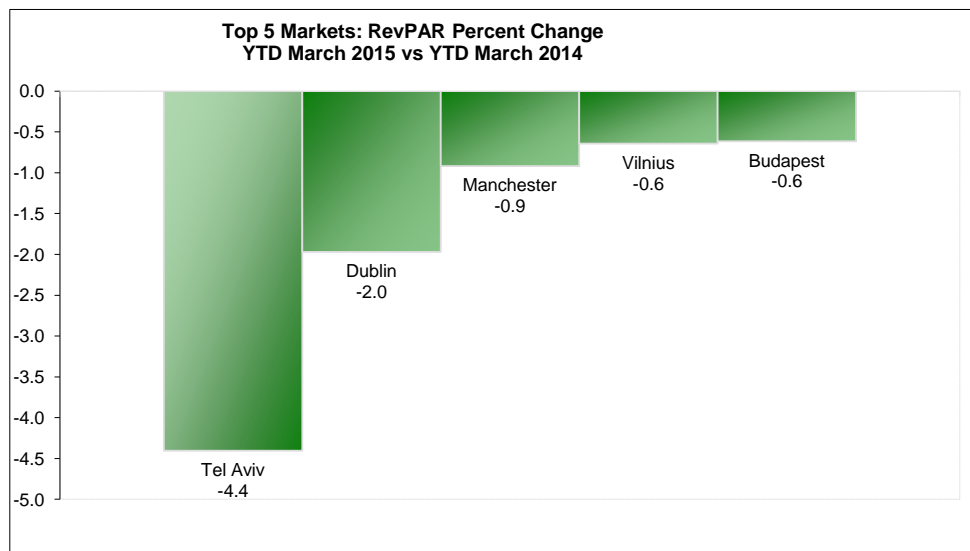
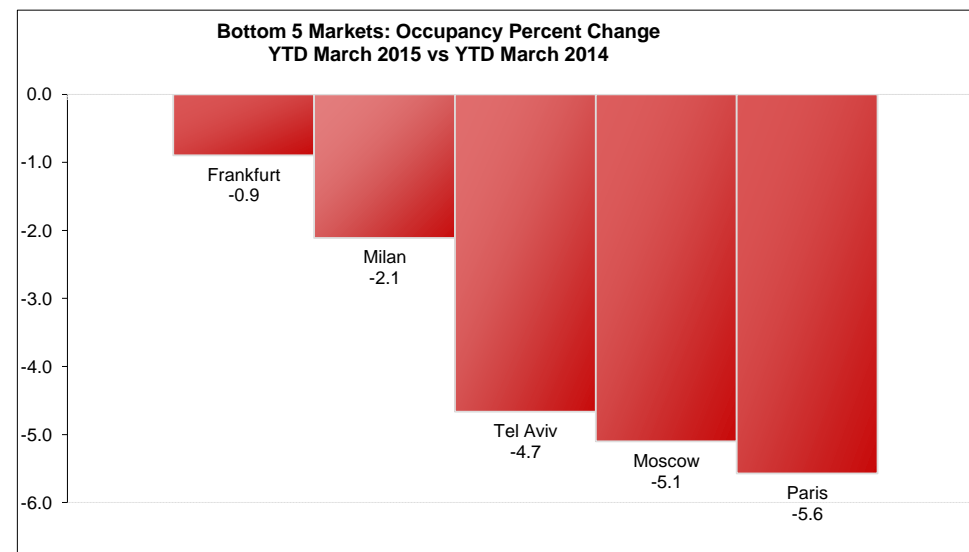
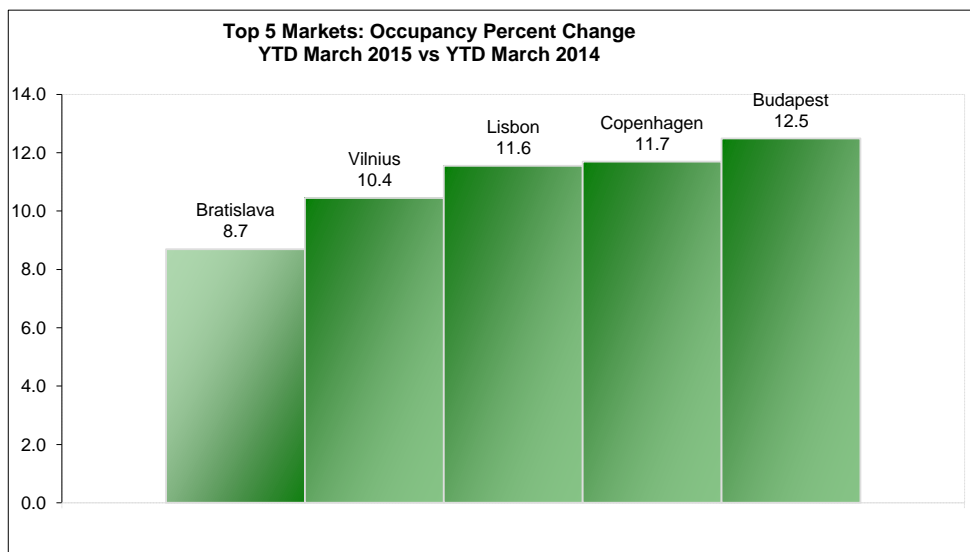
STR Global Limited's Hotel Review is a publication of STR Global Limited and is intended solely for use by paid subscribers. Reproduction or distribution of the Hotel Review, in whole or part, without written permission of STR Global Limited is prohibited and subject to legal action.

Site licenses are available. Ownership, distribution and use of the Hotel Review and its contents are subject to the terms set forth in the contract you have entered into with STR Global Limited

Source 2015 STR Global Limited

European Market Performance Graphs (Data in US Dollars)

For the Month of: March 2015



Legal Notice

STR Global Limited's Hotel Review is a publication of STR Global Limited and is intended solely for use by paid subscribers. Reproduction or distribution of the Hotel Review, in whole or part, without written permission of STR Global Limited is prohibited and subject to legal action. Site licenses are available. Ownership, distribution and use of the Hotel Review and its contents are subject to the terms set forth in the contract you have entered into with STR Global Limited

Source 2015 STR Global Limited

Americas

Caribbean

Anguilla
Antigua & Barbuda
Aruba
Bahamas
Barbados
Bermuda
British Virgin Islands
Cayman Islands
Curacao
Cuba
Dominica
Dominican Republic
Grenada
Guadeloupe
Haiti
Jamaica
Martinique
Montserrat
Netherlands Antilles
Puerto Rico
St. Kitts & Nevis
St. Lucia
St. Vincent
Trinidad & Tobago
Turks & Caicos
US Virgin Islands

Central America

Belize
Costa Rica
El Salvador
Guatemala
Honduras
Nicaragua
Panama

North America

Canada
Greenland
Mexico
United States

South America

Argentina
Bolivia
Brazil
Chile
Colombia
Ecuador
Falkland Islands
French Guiana
Guyana
Paraguay
Peru
Suriname
Uruguay
Venezuela

Asia Pacific

Central & South Asia

Bangladesh
Bhutan
India
Maldives
Nepal
Pakistan
Sri Lanka

Northeastern Asia

China
Japan
North Korea
South Korea
Mongolia
Taiwan

Southeastern Asia

Brunei
Cambodia
East Timor
Indonesia
Laos
Malaysia
Myanmar
Philippines
Singapore
Thailand
Vietnam

Australia & Oceania

American Samoa
Australia
Cook Islands
Fiji
French Polynesia
Guam
Kiribati
Marshall Islands
Micronesia
Nauru
New Caledonia
New Zealand
Niue
Northern Mariana Islands
Palau
Papua New Guinea
Samoa
Solomon Islands
Tonga
Tuvalu
Vanuatu

Europe

Eastern Europe

Armenia
Azerbaijan
Belarus
Bulgaria
Czech Republic
Georgia
Hungary
Kazakhstan
Kyrgyzstan
Poland
Moldova
Romania
Russia
Slovakia
Tajikistan
Turkmenistan
Ukraine
Uzbekistan

Northern Europe

Denmark
Estonia
Faroe Islands
Finland
Iceland
Ireland
Latvia
Lithuania
Norway
Sweden
United Kingdom

Southern Europe

Albania
Andorra
Bosnia and Herzegovina
Croatia
Cyprus
Gibraltar
Greece
Italy
Israel
Kosovo
Macedonia
Malta
Montenegro
Portugal
San Marino
Serbia
Slovenia
Spain
Turkey

Western Europe

Austria
Belgium
France
Germany
Liechtenstein
Luxembourg
Monaco
Netherlands
Switzerland

Middle East / Africa

Middle East

Afghanistan
Bahrain
Iran
Iraq
Jordan
Kuwait
Lebanon
Oman
Qatar
Saudi Arabia
Syria
UAE
Yemen

Northern Africa

Algeria
Burkina Faso
Chad
Djibouti
Egypt
Eritrea
Libya
Mali
Morocco
Mauritania
Niger
South Sudan
Sudan
Tunisia

Southern Africa

Angola
Benin
Botswana
Burundi
Cameroon
Cape Verde
Central African Republic
Comoros
Cote d'Ivoire
Democratic Rep. of Congo
Equatorial Guinea
Ethiopia
Gabon
Gambia
Ghana
Guinea
Guinea-Bissau
Kenya
Lesotho
Liberia
Madagascar
Malawi
Mauritius
Mozambique
Namibia
Nigeria
Republic Of Congo
Reunion
Rwanda
Sao Tome and Principe
Senegal
Seychelles
Sierra Leone
Somalia
South Africa
Swaziland
Tanzania
Togo
Uganda
Zambia
Zimbabwe

Definitions



Performance data included for non-North American locations may be different than that released by STR Global Limited. All data is processed by Smith Travel Research using both the current and historical sampling of hotels. For further questions about the methodology used to produce the Hotel Review, please email info@smithtravelresearch.com.

Average Daily Rate (ADR)

Room revenue divided by rooms sold, displayed as the average rental rate for a single room.

Country

A geographic area that has internationally recognized boundaries, an organized economy, and a sovereign government with external recognition. It is typically recognized by the International Organization for Standardization (ISO).

Exchange Rate

The factor used to convert revenue from U.S. Dollars to the local currency. The exchange rate data is obtained from Oanda.com.

Any aggregated number in the report (YTD, Running 3 month, Running 12 month) uses the exchange rate of each relative month when calculating the data.

Market

A geographic area within a country. Markets are defined by STR and STR Global Limited.

Occupancy (Occ)

Rooms sold divided by rooms available multiplied by 100. Occupancy is always displayed as a percentage of rooms occupied.

Percent Change

Amount of growth - up, flat, or down - this period versus same period last year (month or year-to-date). Calculated as $((TY - LY) / LY) * 100$.

RevPAR (Revenue Per Available Room)

Room revenue divided by rooms available.

Rooms Available (Supply)

The number of rooms times the number of days in the period.

Room Revenue

Total room revenue generated from the sale or rental of rooms.

Rooms Sold (Demand)

The number of rooms sold (excludes complimentary rooms).

Year-to-date

Measures (Occ, ADR, RevPAR) are calculated using the sum of the values from January 1 of the given year.